



DOCUMENT CHANGE REQUEST

DCR number 296

Changes required for: General

Originator: Philippe Baviere

Date: 2006/11/14

Date sent: 2006/11/14

Organisation: CNES

Status: IMPLEMENTED

Title: Switches Thermostatic Bimetallic SPDT Opening Contact

Number: 3702/001

Issue: 3

Other documents affected:

Page:

Figures 2

Variants 01, 02 and 03

Paragraph:

Figures 2

Variants 01, 02 and 03

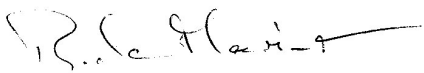
Original wording:

Proposed wording:

See new drawings in attachment

Justification:

- Drawing and Dimension Table according to general ESCC format
- Drawing for variant 02 was wrong
- The dimension B for variant 03 was missing

Attachments:
DCR296_Attachment_8Feb07.pdf, DCR_Figures_2.doc, null
Modifications:
See attached modified new drawings for Figures 2(b) and 2(c) including: for Figure 2(b) - delete flange thickness (0.5); add terminal height (2.5min) and body diameter (15.4) for Figure 2(c) - delete stud base thickness (1.5); add terminal height (2.5min) and total body thickness (8.2) Add new note 3 to titles of Figures 2(a), 2(b) 2(c) Note 3. Dimensions applicable to the body and terminals of variant 01 shall also apply to variants 02 and 03. Justification Drawing for variant 02 was wrong (flange was missing). Total body thickness was missing for variant 03. Clarification that the body and terminal dimensions are the same for variants 01, 02 and 03.
Approval signature:

Date signed:
2006-11-14


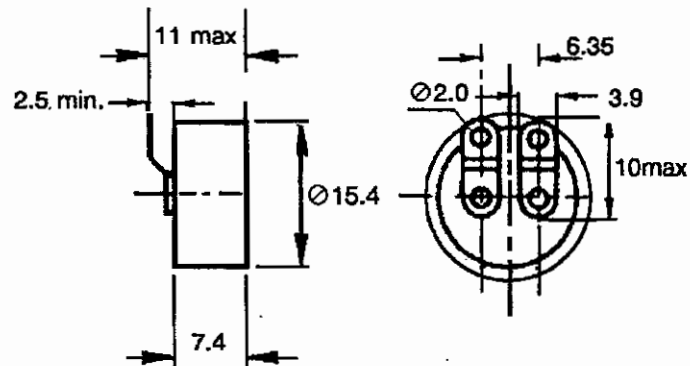
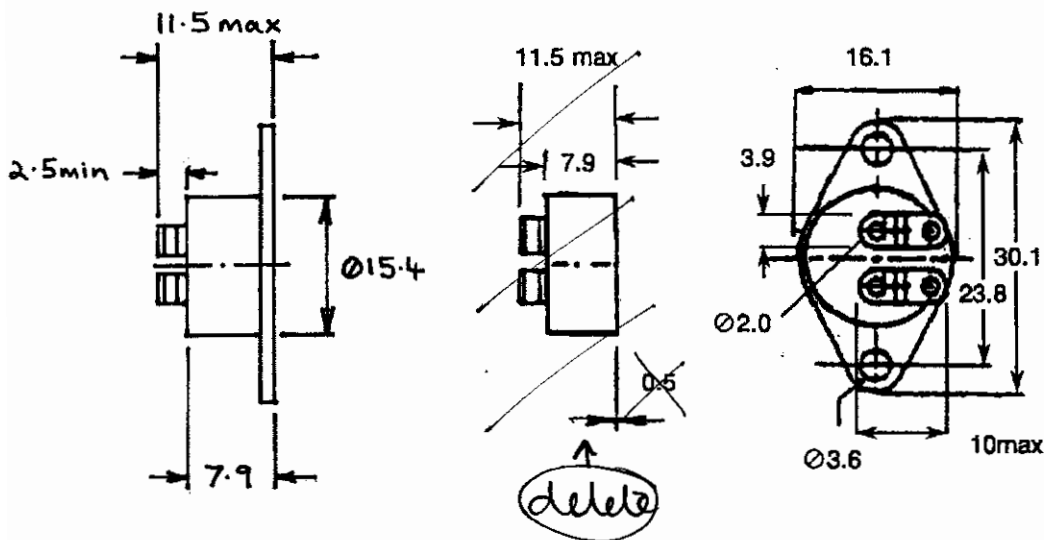
	ESCC Detail Specification No. 3702/001	PAGE 8 ISSUE 3
---	---	-------------------

FIGURE 2 - PHYSICAL DIMENSIONS**FIGURE 2(a) - VARIANT 01 (Note 3)****FIGURE 2(b) - VARIANT 02 (Note 3)****NOTES**

1. All dimensions are in millimetres.
2. Tolerance $\pm 0.1\text{mm}$, unless otherwise specified.
3. Dimensions applicable to the body terminals of variant 01 shall also apply to variant 02 and 03


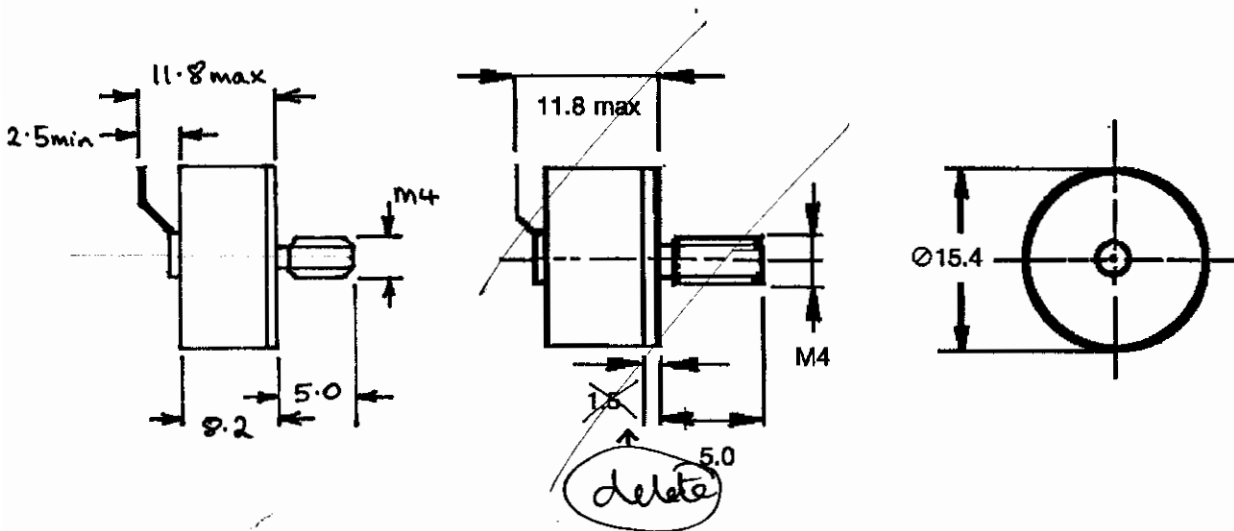
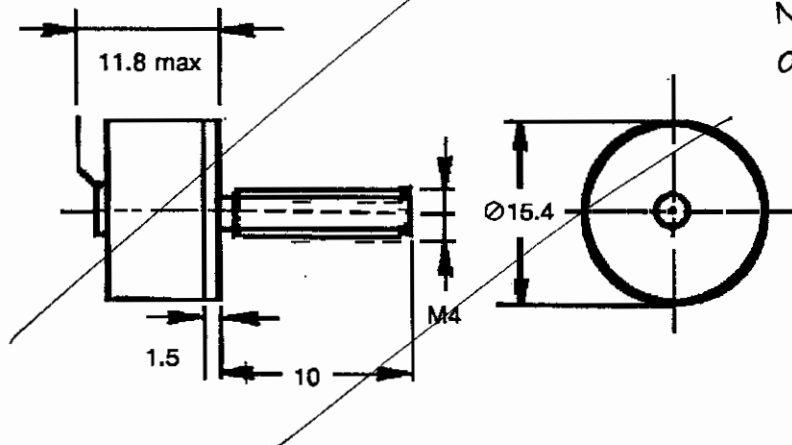
	ESCC Detail Specification No. 3702/001	PAGE 9 ISSUE 3
---	---	-------------------

FIGURE 2 - PHYSICAL DIMENSIONS (CONTINUED)**FIGURE 2(c) - VARIANT 03 (Note 3)****FIGURE 2(d) - VARIANT 04**

Note:
delete fig 2(d)
per DCR 282

NOTES

1. All dimensions are in millimetres.
2. Tolerance $\pm 0.1\text{mm}$, unless otherwise specified.
3. Dimensions applicable to the body and terminals of variant 01 shall also apply to variant 02 and 03