



ESCC QUALIFIED PARTS LIST

REP005

Updated 15-Aug-2007



	General Information	
As affected	ITT Cannon is now known as C&K Components SAS	
Section/Page No.	Description	
Section 01 01-05-003-1	Index of Capacitors Type PM94S from Eurofarad	Amended Extended
Section 02 02-01-001-1	Index of Connectors D*M Series, Rectangular from C&K Components	Amended Extended
02-02-001-1	D*MA Series, Rectangular from C&K Components	Extended
02-02-005	Series I, Circular Crimp from SOURIAU	Amended
02-02-006	Series II, Circular, Crimp from SOURIAU	Amended
02-02-007-1	Series III, Circular, Miniature from SOURIAU	Amended
02-02-008	Series III, Hermatic from SOURIAU	Amended
02-03-001-2	HE 801 from Hypertac UK	Amended
02-03-004-1	IHD INTERPOSER from Hypertac	Added
02-05-001-1	MDM Series, Rectangular from C&K Components	Extended
02-05-002-1	MTB Series, Rectangular from C&K Components	Extended
Section 10 10-09-001-1	Index of Resistors Single & Double Layer from IRCA	Amended Extended



**Qualified Parts List
DOCUMENT CHANGES**

Changes of : 15-Aug-07

General Information	
As affected	
Section/Page No.	Description
Section 01 01-03-004	Index of Capacitors Type TAJ from AVX (GB) Amended
Section 10 10-02-006	Index of Resistors Surface mount, Type MS1 from Vishay Electronic (Selb) Amended
Section 13 13-01-009	Index of Wires and Cables PTFE, Polyimide/PFA Insulated, Shielded, Type SPM from GORE Amended



Qualified Parts List
DOCUMENT CHANGES

Changes of : 15-Jul-07

	General Information	
As affected		
Section/Page No.	Description	
Section 01	Index of Capacitors	
01-05-001-1	Type HT86PS, High Voltage from Eurofarad	Amended
01-05-002-1	Type KM94S from Eurofarad	Amended
01-05-003-1	Type PM94S from Eurofarad	Amended
Section 07	Index of Inductors	
07-01-001	Types MSC1 1000, 12000, 2000 from Microspire	Amended
Section 08	Index of Microcircuits	
08-02-001-2	4000 B Series from ST Microelectronics	Amended
08-02-002-2	54HCMOS Series from ST Microelectronics	Amended
Section 09	Index of Relays	
09-01-005	Non-Latching, Type E from LEACH	Amended
09-02-006	Latching, Type D from LEACH	Amended
Section 10	Index of Resistors	
10-04-001	Type RNC 90 from Vishay SA Sfernice	Amended
10-08-002	Type P HR from Vishay SA Sfernice	Amended
10-09-001-1	Single Double Layer Heaters from IRCA	Amended
10-10-001	Single-in-Line Networks from Vishay SA Sfernice	Amended
Section 13	Index of Wires and Cables	
13-01-001-2	Polyimide, Types 1871-1872 from Nexans	Amended
13-01-003	PTFE, Types MTV-BTV from Nexans	Amended
13-02-001	PTFE/Polyimide Type 50CIS from Nexans	Amended
Section 14	Index of Miscellaneous	
14-03-003	Thermostatic, Bimetallic from COMEPA	Amended



Qualified Parts List
DOCUMENT CHANGES

Changes of : 15-Jun-07

General Information	
As affected	
Section/Page No.	Description
Section 01 01-02-001-1 01-02-002-1	Index of Capacitors Ceramic, Fixed Chip type I, from AVX/TPC Ceramic, Fixed Chip type II, from AVX/TPC
Section 02 02-02-003	Index of Connectors DBAS Series, Circular from Deutsch
Section 07 07-01-002	Index of Inductors Types SESI from Microspire
Section 13 13-01-005-2	Index of Wires and Cables Crosslinked PTFE, Type Silver-Plated Copper from Axon' Cable



Qualified Parts List
DOCUMENT CHANGES

Changes of : 15-May-07

General Information	
As affected	STPI is a newly qualified Manufacturer
Section/Page No.	Description
Section 01 01-02-001-1 01-02-002-1	Index of Capacitors Type I from AVX/TPC Type II from AVX/TPC Amended Amended
Section 07 07-01-002	Index of Inductors Types SESI from Microspire Amended Amended
Section 10 10-09-001-1	Index of Resistors Single & Double Layer from IRCA Amended
Section 09 09-01-006 09-02-007	Index of Relays Non-Latching, Type 317 from STPI Latching, Type 3*7B from STPI Amended Added Added
Section 13 13-01-004-1	Index of Wires and Cables Low Frequency, Polyimide, Type SPC from GORE Amended Extended
Section 14 14-01-002-2 14-01-004	Index of Miscellaneous Coaxial Loads from Radiall Attenuators from Radiall Amended Amended



Qualified Parts List
DOCUMENT CHANGES

Changes of : 15-Apr-07

	General Information	
As affected	C-Mac is now known as RAKON France	
Section/Page No.	Description	
Section 02	Index of Connectors	Amended
02-03-001-1	HE 801 Series from Hypertac	Extended
02-03-002-1	KMC Series from Hypertac	Extended
02-03-003-1	MHD Series from Hypertac	Extended
Section 03	Index of Crystals	Amended
03-01-001-1	TO-5 Can from RAKON	Amended
03-01-002	TO-8 Can From RAKON	Amended
Section 04	Index of Diodes	Amended
04-05-002-4A-B	PIN, Fast Switching from Chelton	Amended
04-05-003-2	Varactor, DH 267 from Chelton	Extended
04-05-003-3	Varactor, Tuning DH 76xxx from Chelton	Extended
Section 10	Index of Resistors	
10-04-001	Type RNC 90 from Vishay SA	Amended
Section 13	Index of Wires and Cables	Amended
13-01-001-3	Polyimide, Types 3901002**B from Axon' Cable	Extended
13-01-004-3	Polyimide, Type 3901019**B from Axon' Cable	Extended
13-01-005-2	Crosslinked PTFE, Type Silver Plated Copper from Axon' Cable	Extended
13-02-002-1	Coaxial, Triaxial, Balanced Shielded Line from W.L.Gore	Extended



Qualified Parts List
DOCUMENT CHANGES

Changes of : 15-Mar-07

	General Information	
As affected		
Section/Page No.	Description	
Section 01	Index of Capacitors	
01-02-001-1	Type I from AVX/TPC	Amended
01-02-002-1	Type II from AVX/TPC	Amended
01-05-003-1	Type PM94S from Eurofarad	Amended
Section 07	Index of Inductors	Amended
07-01-002	Types SESI from Microspire	Amended
Section 13	Index of Wires and Cables	Amended
13-01-011-1	Crosslinked Modified ETFE, Type Silver-Plated Copper, Lightweight from Tyco Electronics	Extended



**Qualified Parts List
DOCUMENT CHANGES**

Changes of : 15-Feb-07

	General Information	
As affected		
Section/Page No.	Description	
Section 02	Index of Connectors	
02-01-001-1	D*M Series, Rectangular from ITT Cannon	Amended
02-02-001-1	D*MA Series, Rectangular from ITT Cannon	Amended
02-02-003	DBAS Series, Circular from Deutsch	Amended
02-02-005	Series I, Circular, Crimp from SOURIAU	Amended
02-02-006	Series II, Circular, Crimp from SOURIAU	Amended
02-02-007-1	Series III, Circular, Miniature from SOURIAU	Amended
02-02-008	Series III, Hermatic from SOURIAU	Amended
02-04-001	SMA Series from Radiall	Amended
02-05-001-1	MDM Series, Rectangular from ITT Cannon	Amended
02-05-002-1	MTB Series, Rectangular from ITT Cannon	Amended
Section 03	Index of Crystals	Amended
03-01-001-1	TO-5 Can from C-MAC	Amended
03-01-002	TO-8 Can From C-MAC	Amended
Section 09	Index of Relays	
09-01-002	Types GP5 from LEACH	Amended
09-02-002	Types GP2 from LEACH	Amended
09-03-001	Types GP250 from LEACH	Amended



**Qualified Parts List
DOCUMENT CHANGES**

Changes of : 15-Jan-07

	General Information	
As affected		
Section/Page No.	Description	
Section 04	Index of Diodes	
04-05-001-3	Schottky, BAS 70 from Infineon	Amended
04-05-002-2	PIN, BXY 42 from Infineon	Amended
04-05-003	PIN, BXY 43 and 44 from Infineon	Amended
Section 10	Index of Resistors	
10-02-006	Surface Mount, Type MS1 from Vishay Electronic	Amended
10-04-001	Type RNC 90 from Vishay SA Sfernice	Amended
Section 12	Index of Transistors	
12-10-001	Types BFY 193 from Infineon	Amended
12-10-002	Types BFY 405-450 from Infineon	Amended
12-15-001	Types CLY 32 from Infineon	Amended
12-16-001	Types CFY66 & 67, High Electron Mobility, Low Noise from Infineon	Amended



Qualified Parts List
DOCUMENT CHANGES

Changes of : 15-Dec-06

General Information	
As affected	
Section/Page No.	Description
Section 01 01-01-007	Index of Capacitors Type II, High Voltage from Temex
Section 11 11-01-001	Index of Thermistors Type G15K4D489 and *K3A35* from Betatherm



Qualified Parts List
DOCUMENT CHANGES

Changes of : 15-Nov-06

General Information	
As affected	
Section/Page No.	Description
Section 01 01-03-004	Index of Capacitors Type TAJ from AVX Amended
Section 07 07-01-002	Index of Inductors Types SESI from Microspire Amended
Section 10 10-09-001-1	Index of Resistors Single & Double Layer from IRCA Amended
Section 11 11-01-001	Index of Thermistors Type G15K4D489 and *K3A35* from Betatherm Amended
Section 13 13-01-001-3 13-01-004-2 13-01-004-3 13-01-005-2	Index of Wires and Cables Polyimide, Types 3901002**B from Axon Cable Amended Polyimide, Type SPL from Gore Extended Polyimided, Type 3901019**B from Axon Cable Amended Crosslinked PTFE, Type Silver-Plated Copper from Axon Cable Amended



Qualified Parts List
DOCUMENT CHANGES

Changes of : 15-Oct-06

	General Information	
As affected		
Section/Page No.	Description	
DCN Aug. 06	Type SPP from Gore (D)	Amended
Section 13 13-01-008	Index of Wires/Cables Type SPP from Gore (D)	Amended Extended



Qualified Parts List
DOCUMENT CHANGES

Changes of : 15-Sep-06

TABLE OF CONTENTS

<u>SECTION</u>		<u>PAGE</u>
	Document Changes	-
	Table of Contents	1
1	Foreword	2
2	Procurors' Responsibility	2
3	Use of Tables	2
4	Revision Procedure	2
5	Table of Qualified Component Types	3
Appendices		
'A'	Qualified Components List	4

1. FOREWORD

This document contains a list of components that have been qualified to the rules of the ESCC System and are intended for use in ESA and other spacecraft and associated equipment in accordance with the requirements of the ECSS Standard ECSS-Q-60A.

It is permitted to advertise the ESCC qualification status of a product provided such publicity or advertisement does not state or imply that the product is the only qualified or capability approved one of that particular type, range or family.

2. PROCURORS' RESPONSIBILITY

When procuring ESCC qualified or capability approved components, the procuror is responsible for ensuring that the qualification or capability approval status is valid and that delivered components fulfil the specified requirements of the applicable ESCC specifications. The procuror is advised to utilise the ESCC non-conformance system in the event that a qualified or capability approved manufacturer delivers non-conforming components.

3. USE OF TABLES

3.1 Publication

The individual entries are published in sections within this document and are presented by manufacturer on the web, the starting point for which is:

<https://escies.org/public/esccl/qpl/>

3.2 Type Designation

The referenced type (style) designations are derived from industrial standards (i.e., JEDEC, PRO-ELECTRON, MIL, IEC, and CECC). The purpose is to identify the similarity of a listed qualified component, to a standard type designation.

3.3 Component Characteristics

The electrical characteristics are listed for guidance only and, unless otherwise stated, are specified at +25° C. The precise characteristics of the qualified component are defined in the referenced ESCC specification.

3.4 Manufacturer

Plant locations are indicated in the individual listings; contact information is given in full on the appropriate web pages accessed from:

<https://escies.org/public/esccl/qpl/>

4. REVISION PROCEDURE

Amendments to earlier issues of the QPL implemented herein are indicated by the date on the front page and by the content of the "Document Changes" pages. The latter provide the changes over a one year period. (The same issue date appears on the table at the start of each Section of the Appendix irrespective of whether changes have been made in a particular section. This indicates the information has been reviewed and is current.) The ESA/SCC System is superseded by the ESCC (European Space Components Coordination) System and in consequence this issue of the ESCC QPL is the first one.



5. TABLE OF QUALIFIED COMPONENTS

Components qualified to the ESCC System are grouped by component type designations. Individual components are listed within the relevant sections as indicated in Table 5.1.

TABLE 5.1

Section	Component Types
01	Capacitors
02	Connectors
03	Crystals
04	Diodes
05	Filters
06	Fuses
07	Inductors
08	Microcircuits
09	Relays
10	Resistors
11	Thermistors
12	Transistors
13	Wire and Cables
14	Miscellaneous



APPENDIX A
Qualified Components List




ESCC
European Space Components Coordination


Qualified Parts List

Section 01

Component Type: Capacitors

Sub -Section	Page No.	Cert.	Type Designation	Manufacturer
01-01			Ceramic, Fixed	
	01-01-005	231 D	Type II, High Capacitance	AVX (N.I.)
	01-01-006	262 B	Type II, High Voltage	AVX (N.I.)
01-02			Ceramic, Fixed, Chip	
	01-02-001-1	109 H	Type I	AVX/TPC
	01-02-002-1	110 H	Type II	AVX/TPC
	01-02-004-1	264 B	Type II, High Voltage	AVX (N.I.)
01-03			Tantalum,(Solid), Fixed , Electrolytic	
	01-03-004	196 B	Type TAJ	AVX (GB)
01-04			Tantalum, (Non-Solid), Fixed, Electrolytic, Hermetically Sealed	
	01-04-001-2	173 E	Type CLR 79	Arcotronics
01-05			Fixed, Film	
	01-05-001-1	251 C	Type HT86PS, High Voltage	Eurofarad
	01-05-002-1	269 A	Type KM94S	Eurofarad
	01-05-003-1	270 B	Type PM94S	Eurofarad

Types covered by similarity : ± 20% tolerance		Remarks :					
Procurement Specifications Issues in effect on certification date		Manufacturer	Nature of Approval	Supervising Authority	Date		
Generic ESCC 3001		AVX Limited Coleraine Northern Ireland	Qualification	DRA	Jul 1996		
Detail ESCC 3001/030			Extension	DERA	Jul 1999		
			Extension	DERA	Jul 2001		
			Extension	QinetiQ	Oct 2003		
			Extension	QinetiQ	Mar 2006		
<p>Characteristics : E12 series</p> <p>Qualified Range:</p> <p>Variants 01 to 74 capacitance range for 50V, 100V and 200V, as per Detail Specification Variants 01 to 52, and 59 to 60, for 500V are qualified ± 10% tolerance</p> <p>Operating Temperature Range (°C): -55 to +125</p>							
		<p>CAPACITORS, CERAMIC, TYPE II, HIGH CAPACITANCE, BASED ON CASE STYLES BR, CV, AND CH</p>			Current Validity of Qualification		Page
					Certificate No.	Valid Until	01-01
			231 D	March 2008	005		

Types covered by similarity : ± 20% tolerance		Remarks :		
Procurement Specifications Issues in effect on certification date	Manufacturer	Nature of Approval	Supervising Authority	Date
Generic ESCC 3001	AVX Limited Coleraine Northern Ireland	Qualification	DERA	Sep 2000
Detail ESCC 3001/034		Extension	QinetiQ	Aug 2002
		Extension	QinetiQ	Mar 2006
Characteristics : E12 series Qualified Range: Variants 01 to 22 are qualified ± 10% tolerance Operating Temperature Range (°C): -55 to +125				
	CAPACITORS, CERAMIC, TYPE II, HIGH VOLTAGE, 1.0 TO 5.0 KV, BASED ON CASE STYLES VR, CV, AND CH	Current Validity of Qualification		Page
		Certificate No. 262 B	Valid Until March 2008	01-01 006

Types covered by similarity

Variants 01 and 06 are qualified
 Values covered by ESCC Specifications defined below.
 Tolerance (\pm): 0.5pF; 2, 5, 20 %

Remarks :

Procurement Specifications Issues in effect on certification date		Manufacturer		Nature of Approval	Supervising Authority	Date
Generic ESCC	3009	AVX/TPC St Apollinaire France		Qualification	CNES	Feb 1983
Detail ESCC	3009/003			Extension	CNES	Sep 1986
	3009/004			Requalification	CNES	Apr 1992
	3009/005			Extension	CNES	Jan 1995
	3009/006			Extension	CNES	Jun 1998
	3009/022			Extension	CNES	Nov 2000
				Extension	CNES	Jun 2003
Characteristics : Operating Temp Range ($^{\circ}$ C), -55 to +125				Requalification	CNES	Feb 2005
		Extension	CNES	May 2007		

Style	Model	Detail Spec.	Variants	Capacitance Range (pF)	Rated Volt. (V)	Tolerance(\pm %)	TC(ppm/ $^{\circ}$ C)
0805	A_12C	3009/003	01, 06	4.7 to 9.1 10 to 1500	50,100 50,100	0.5 pF 1, 2, 5,10	\pm 30
1206	A_20C	3009/022	01, 06	10 to 3900	50,100	1, 2, 5,10	\pm 30
1210	A_13C	3009/004	01, 06	22 to 6800	50,100	1, 2, 5,10	\pm 30
1812	A_14C	3009/005	01, 06	100 to 15000	50,100	1, 2, 5,10	\pm 30
2220	A_15C	3009/006	01, 06	470 to 33000	50,100	1, 2, 5,10	\pm 30



CAPACITORS,
 CERAMIC, FIXED,
 CHIP, TYPE I

Current Validity of Qualification

Certificate No.

109 H


Valid Until

May 2009

Page

01-02

001-1

Types covered by similarity :		Remarks :			
Tolerance (\pm %): 10, 20					
Procurement Specifications Issues in effect on certification date		Manufacturer	Nature of Approval	Supervising Authority	Date
Generic ESCC 3009		AVX/TPC St Apollinaire France	Qualification	CNES	Feb 1983
Detail ESCC 3009/008			Extension	CNES	Sep 1986
3009/009			Requalification	CNES	Oct 1992
3009/010			Extension	CNES	Mar 1995
3009/011			Extension	CNES	Jun 1998
3009/023			Extension	CNES	Nov 2000
Characteristics:			Extension	CNES	Jun 2003
See Table on next page			Requalification	CNES	Feb 2005
Operating Temperature Range (°C): -55 to +125			Extension	CNES	May 2007
	CAPACITORS, CERAMIC, FIXED, CHIP, TYPE II		Current Validity of Qualification		Page
		Certificate No. 110 H	Valid Until May 2009	01-02 002-1A	

Characteristics:

Style	Model	Detail Spec.	Variants	Capacitance Range (pF)	Rated Volt. (V)	Tol. (±%)
0805	A_12G	3009/008	01, 06	10000 to 47000	25	5,10,20
				3900 to 27000	50	5,10,20
				820 to 10000	100	5,10,20
0805	A612Z	3009/008	07	27000 to 68000	25, 50	5,10, 20
				10000 to 47000	100	
1210	A_13G	3009/009	01, 06	47000 to 220000	25	5,10,20
				33000 to 120000	50	5,10,20
				3900 to 47000	100	5,10,20
1210	A613Z	3009/009	07	100000 to 330000	25, 50	5,10, 20
				47000 to 220000	100	
1812	A_14G	3009/010	01, 06	82000 to 470000	25	5,10,20
				56000 to 270000	50	5,10,20
				6800 to 82000	100	5,10,20
1812	A614Z	3009/010	07	220000 to 680000	25, 50	5,10, 20
				82000 to 470000	100	
2220	A_15G	3009/011	01, 06	180000 to 1000000	25	5,10,20
				100000 to 680000	50	5,10,20
				18000 to 180000	100	5,10,20
2220	A615Z	3009/011	07	470000 to 1500000	25, 50	5,10, 20
				180000 to 1000000	100	
1206	A_20G	3009/023	01, 06	27000 to 100000	25	5,10,20
				12000 to 68000	50	5,10,20
				2200 to 22000	100	5,10,20
1206	A620Z	3009/023	07	47000 to 150000	25, 50	5,10, 20
				27000 to 100000	100	



CAPACITORS,
 CERAMIC, FIXED,
 CHIP, TYPE II

Current Validity of Qualification

Certificate No.
 110 H

Valid Until
 May 2009

Page
 01-02
 002-1B

Types covered by similarity :
± 20% tolerance

Remarks :

Procurement Specifications Issues in effect on certification date	Manufacturer	Nature of Approval	Supervising Authority	Date
Generic ESCC 3009 Detail ESCC 3009/034	AVX Limited Coleraine Northern Ireland	Qualification	DERA	Feb 2001
		Extension	QinetiQ	Apr 2003
		Extension	QinetiQ	May 2006


Characteristics : E12 series


Qualified Range:
Variants 01 to 24 are qualified

Terminations:
Variants 01 to 12: metallised pads
Variants 13 to 24: solder coating
(62/36/2 Sn/Pb/Ag)

Operating Temperature Range (°C): -55 to +125

Style	Rated Voltage (kV)	Capacitance Range (pF)	Tol. (±%)
1812	1.0	3 900 to 22 000	10
	2.0	1 500 to 1 800	10
	3.0	820 to 1 000	10
1825	1.0	27 000 to 56 000	10
	2.0	2 200 to 6 800	10
	3.0	820 to 2 700	10


 <p>European Space Components Coordination</p>	<p>CAPACITORS, FIXED, CHIP, CERAMIC, TYPE II, HIGH VOLTAGE, BASED ON 1812 AND 1825</p>	Current Validity of Qualification		Page
		Certificate No. 264 B	Valid Until May 2008	01-02 004-1

Types covered by similarity :		Remarks : New test results are requested from the manufacturer.			
Procurement Specifications Issues in effect on certification date		Manufacturer	Nature of Approval	Supervising Authority	Date
Generic ESCC 3012		AVX Ltd Paignton England	Qualification	DRA	Jun 1993
Detail ESCC 3012/001			Extension	DERA	Apr 2001
			Extension	QinetiQ	Apr 2003
Characteristics Variants 01 to 07 and 11 to 17 are qualified					
	CAPACITORS, LEADLESS SURFACE MOUNTED, TANTALUM, SOLID ELECTROLYTE, TYPE TAJ	Current Validity of Qualification		Page	
		Certificate No. 196 B	Valid Until April 2005	01-03 004	

Types covered by similarity : 20 % tolerance

Remarks :

Procurement Specifications Issues in effect on certification date		Manufacturer	Nature of Approval	Supervising Authority	Date	
Generic ESCC 3003		ARCOTRONICS Towcester England	Qualification	RAE	Sep 1990	
Detail ESCC 3003/005			Extension	DRA	Aug 1993	
			Extension	DERA	Nov 1997	
			Extension	DERA	Feb 2000	
			Extension	QinetiQ	Aug 2002	
			Extension	QinetiQ	Mar 2006	
Characteristics Variants 02 to 05 are qualified						
Detail Spec.	Capacitance Range (µF)		Rated Volt.(V)	Capacitance Range (µF)		Rated Volt.(V)
3003/005	30	to 2 200	6	12	to 470	40
	68	to 2 200	6.3	5	to 430	50
	25	to 850	8	8.2	to 330	60
	20	to 1 800	10	10	to 330	63
	15	to 1 200	15	3.5	to 250	75
	33	to 1 200	16	4.7	to 100	100
	10	to 850	25	2.7	to 82	125
	8	to 560	30			
Operating Temperature Range, (°C): -55 to +125, Case sizes: A, B, C and D						

 <p>European Space Components Coordination</p>	<p>CAPACITORS, TANTALUM, NON-SOLID, ELECTROLYTIC, FIXED, CLR 79</p>	Current Validity of Qualification		Page
		Certificate No. 173 E	Valid Until March 2008	01-04 001-2

Types covered by similarity :

All values defined by the ESCC Detail Specification
20% tolerance by variant where applicable

Remarks : Maintenance of qualification testing underway.

Procurement Specifications Issues in effect on certification date	Manufacturer	Nature of Approval	Supervising Authority	Date
Generic ESCC 3006	EUROFARAD Lagny sur Marne France	Qualification	CNES	Aug 1998
Detail ESCC 3006/022		Extension	CNES	Jan 2001
		Extension	CNES	Aug 2003
		Extension	CNES	Dec 2005

Characteristics: Operating Temp. Range (°C): -55 to +125

Capacitance Range (pF)	Tol.(± %)	U _R (V)
33 000 to 2 200 000	10	1 500
15 000 to 1 500 000	10	2 500
15 000 to 1 000 000	10	3 500
6 800 to 470 000	10	5 000
2 200 to 220 000	10	7 500
1 000 to 100 000	10	10 000
3 300 to 68 000	10	12 500
1 500 to 33 000	10	15 000
680 to 15 000	10	20 000



CAPACITORS, FIXED, RECONSTITUTED MICA, HIGH VOLTAGE,
BASED ON TYPE HT86PS

Current Validity of Qualification

Certificate No.

251 C

Valid Until

December 2007

Page

01-05

001-1

Types covered by similarity :

All values defined by the ESCC Detail Specification
 ± 2% (E48 Series), 5% (E24 Series), 10% (E12 Series) tolerance by variant where applicable

Remarks : Maintenance of qualification testing underway.

Procurement Specifications Issues in effect on certification date	Manufacturer	Nature of Approval	Supervising Authority	Date
Generic ESCC 3006	EUROFARAD Lagny sur Marne France	Qualification	CNES	Aug 2002
Detail ESCC 3006/023		Extension	CNES	Apr 2005

Characteristics: E96 Series

Capacitance Range (nF)	Tol.(± %)	U _R (V)
4.64 to 1 000	1.0	50
1.0 to 470	1.0	100

Sizes 01, 02, 03 available

Maximum dimensions (mm) :

01: 8.0 x 7.5 x 4.5

02: 8.5 x 8.5 x 7.5

03: 10.7 x 10.7 x 7.5

Operating Temp. Range (°C): -55 to +125



CAPACITORS, FIXED, SURFACE MOUNT, D.C. SELF-HEALING,
 NON-INDUCTIVE, POLYPHENYLENE SULPHIDE DIELECTRIC,
 BASED ON TYPE KM94S

Current Validity of Qualification

Certificate No.

269 A


Valid Until

April 2007

Page

01-05


002-1


Types covered by similarity : All values defined by the ESCC Detail Specification ± 20% (E6 Series) tolerance by variant where applicable		Remarks :																							
Procurement Specifications Issues in effect on certification date		Manufacturer	Nature of Approval	Supervising Authority	Date																				
Generic ESCC 3006 Detail ESCC 3006/024		EUROFARAD Lagny sur Marne France	Qualification Extension Extension	CNES CNES CNES	Aug 2002 Apr 2005 Aug 2007																				
Characteristics: E12 Series Sizes Available: 01, 02, 03, 04 Maximum dimensions (mm): 01: 10.7 x 10.7 x B 02: 15.5 x 11.5 x B 03: 16.5 x 15.5 x B 04: 18.5 x 17.0 x B where B= 6,8,10,12,14,15 depending on capacitance value Operating Temp. Range (°C): -55 to +125		<table border="1"> <thead> <tr> <th>Capacitance Range (µF)</th> <th>Tol.(± %)</th> <th>U_R (V)</th> </tr> </thead> <tbody> <tr> <td>2.2 to 47</td> <td>10</td> <td>50</td> </tr> <tr> <td>1.5 to 22</td> <td>10</td> <td>63</td> </tr> <tr> <td>0.56 to 12</td> <td>10</td> <td>100</td> </tr> <tr> <td>0.33 to 5.6</td> <td>10</td> <td>200</td> </tr> <tr> <td>0.22 to 4.7</td> <td>10</td> <td>250</td> </tr> <tr> <td>0.10 to 1.8</td> <td>10</td> <td>400</td> </tr> </tbody> </table>			Capacitance Range (µF)	Tol.(± %)	U _R (V)	2.2 to 47	10	50	1.5 to 22	10	63	0.56 to 12	10	100	0.33 to 5.6	10	200	0.22 to 4.7	10	250	0.10 to 1.8	10	400
Capacitance Range (µF)	Tol.(± %)	U _R (V)																							
2.2 to 47	10	50																							
1.5 to 22	10	63																							
0.56 to 12	10	100																							
0.33 to 5.6	10	200																							
0.22 to 4.7	10	250																							
0.10 to 1.8	10	400																							
		CAPACITORS, FIXED, SURFACE MOUNT, D.C. SELF-HEALING, NON-INDUCTIVE, POLYTEREPHALATE DIELECTRIC, BASED ON TYPE PM94S		Current Validity of Qualification <table border="1"> <tr> <td>Certificate No.</td> <td>Valid Until</td> <td rowspan="2">Page</td> </tr> <tr> <td>270 B</td> <td>August 2009</td> </tr> </table>		Certificate No.	Valid Until	Page	270 B	August 2009															
Certificate No.	Valid Until	Page																							
270 B	August 2009																								


Section 02


Component Type: Connectors


Sub-Section	Page No.	Cert.	Type Designation	Manufacturer
02-01			Multipin, Solder Contacts	
	02-01-001-1	71 L	D*M Series, Rectangular	C&K COMPONENTS
	02-01-001-2	155 G	D*M Series, Rectangular	SOURIAU
02-02			Multipin, Crimp Contacts	
	02-02-001-1	72 L	D*MA Series, Rectangular	C&K COMPONENTS
	02-02-001-2	156 F	D*MA Series, Rectangular	SOURIAU
	02-02-003	25 K	DBAS Series, Circular	Deutsch
	02-02-005	220 C	Series I, Circular, Crimp	SOURIAU
	02-02-006	221 C	Series II, Circular, Crimp	SOURIAU
	02-02-007-1	222 C	Series III, Circular, Miniature	SOURIAU
	02-02-008	223 B	Series III, Hermatic	SOURIAU
02-03			Printed Circuit Board	
	02-03-001-1	99 J	HE 801 Series	HYPERTAC
	02-03-001-2	217 D	HE 801 Series	HYPERTAC UK
	02-03-002-1	149 G	KMC Series	HYPERTAC
	02-03-003-1	250 C	MHD Series	HYPERTAC
	02-03-004-1	281	IHD INTERPOSER	HYPERTAC
02-04			R.F. Coaxial	
	02-04-001	68 H	SMA Series	Radiall
02-05			Micro-miniature, Crimp Contacts	
	02-05-001-1	140 J	MDM Series, Rectangular	C&K COMPONENTS
	02-05-002-1	141 J	MTB Series, Rectangular	C&K COMPONENTS


Types covered by similarity : Complete range as defined in the Detail Specifications		Remarks : Coaxial and power contacts are not qualified.			
Procurement Specifications Issues in effect on certification date		Manufacturer	Nature of Approval	Supervising Authority	Date
Generic ESCC 3401		SOURIAU Connection Technology Marolles en Brie France	Qualification	CNES	Sep 1988
Detail ESCC 3401/001			Extension	CNES	Apr 1991
			Extension	CNES	Jan 1994
			Extension	CNES	Jul 1996
			Extension	CNES	Oct 1997
			Extension	CNES	Mar 2000
			Extension	CNES	Apr 2003
		Extension	CNES	Mar 2006	
Characteristics Range of Contacts: 9, 15, 25, 37, 50 contacts. Size 20. Range of Contacts: 15, 26, 44, 62, 78 contacts. Size 22 Mounting type= blank: standard mounting holes y: floating mount E: captive nuts Gold-plated non-magnetic coating Operating Temperature Range (°C): -55 to +125					
 European Space Components Coordination	CONNECTORS, ELECTRICAL, SOLDER AND WIRE WRAP CONTACTS, NON-REMOVABLE, RECTANGULAR RECEPTACLE AND PLUG BASED ON TYPE D*M		Current Validity of Qualification		Page
			Certificate No. 155 G	Valid Until March 2008	02-01 001-2


Types covered by similarity : Range defined in the corresponding Detail Specification		Remarks :				
Procurement Specifications Issues in effect on certification date		Manufacturer	Nature of Approval	Supervising Authority	Date	
Generic ESCC 3401 Detail ESCC 3401/002 3401/005 3401/020 3401/021		C&K COMPONENTS Dole France	Qualification Extension Extension Extension Extension Extension Extension Extension Extension Extension Extension	CNES CNES CNES CNES CNES CNES CNES CNES CNES CNES CNES	Feb 1981 Jun 1983 Sep 1986 Oct 1988 Jun 1989 Sep 1991 Apr 1994 Jan 1997 Jan 2000 Apr 2003 Aug 2005 Aug 2007	
Characteristics Range of contacts: 9, 15, 25, 37, and 50 contacts size 20* for standard contact arrangements *Accepts wire sizes AWG # 20 to 24 (standard bucket: variants 01 and 02) *Accepts wire size AWG # 26 and 28 (reduced bucket : variants 03 and 04) *Accepts wire size AWG # 18 and 20 (large bucket: variants 05 to 06) 15, 26, 44, 62, 78 and 104 contacts size 22** for high density contact arrangements **Accepts wire sizes AWG # 22 to 26 (standard bucket: variants 07 to 08) Gold-plated non-magnetic coating Operating Temperature Range (°C): -55 to +125 Connector Savers: For usage with above connector range						
		CONNECTORS, ELECTRICAL, CRIMP CONTACTS, RECTANGULAR RECEPTACLE AND PLUG, BASED ON TYPE D*MA		Current Validity of Qualification		Page
				Certificate No.	Valid Until	02-02
				72 L	August 2009	001-1


Types covered by similarity : Complete range as defined in the Detail Specifications		Remarks :			
Procurement Specifications Issues in effect on certification date		Manufacturer	Nature of Approval	Supervising Authority	Date
Generic ESCC 3401 Detail ESCC 3401/002 3401/005 3401/020 3401/021		SOURIAU Connection Technology Marolles en Brie France	Qualification	CNES	Sep 1988
			Extension	CNES	Apr 1991
			Extension	CNES	Jan 1994
			Extension	CNES	Jul 1996
			Extension	CNES	Mar 2000
			Extension	CNES	Apr 2003
			Extension	CNES	Mar 2006
Characteristics Connectors:- Accepts wire sizes AWG # 20 to 24 (standard bucket, variants 01 and 02) Accepts wire sizes AWG # 26 and 28 (reduced bucket, variants 03 and 04) Accepts wire sizes AWG # 22, 24 and 26 (contact AWG # 22 for high density, contact arrangements, variants 07 and 08) Range of Contacts: 9, 15, 25, 37, 50 contacts size 20 for standard contact arrangements. 15, 26, 44, 62, 78 contacts size 22 for high density contact arrangements. Gold-plated non-magnetic coating Operating Temperature Range (°C): -55 to +125 Connector Savers:- For usage with above connector range					
	CONNECTORS AND CONNECTOR SAVER, ELECTRICAL, CRIMP CONTACTS, REMOVABLE, RECTANGULAR RECEPTACLE AND PLUG, BASED ON TYPE D*MA	Current Validity of Qualification		Page	
		Certificate No. 156 F	Valid Until March 2008	02-02 001-2	


Types covered by similarity : All variants defined in Detail Specifications		Remarks : Maximum Ratings are stated for one isolated contact.																			
Procurement Specifications Issues in effect on certification date		Manufacturer	Nature of Approval	Supervising Authority	Date																
Generic ESCC 3401 Detail ESCC 3401/008 3401/009 3401/012		Cie DEUTSCH Evreux France	Qualification	CNES	Jul 1979																
			Extension	CNES	Nov 1982																
			Extension	CNES	Nov 1985																
			Extension	CNES	Oct 1989																
			Extension	CNES	Apr 1992																
			Extension	CNES	Aug 1994																
			Extension	CNES	Feb 1997																
			Extension	CNES	May 1999																
			Extension	CNES	Aug 2001																
			Extension	CNES	Nov 2004																
			Extension	CNES	May 2007																
Characteristics <table border="1"> <tr> <td>Wire Sizes (AWG)#</td> <td>8</td> <td>10</td> <td>12, 14</td> <td>16, 20</td> <td>20, 24</td> <td>18, 22</td> <td>26, 30</td> </tr> <tr> <td>Max Rating (A)</td> <td>46</td> <td>33</td> <td>23</td> <td>13</td> <td>7.5</td> <td>10</td> <td>2.0</td> </tr> </table> <p>Variants 01 to 20 are qualified</p> <p>Cylindrical Multicontacts Range of shell sizes: 3, 7, 12, 19, 27, 37, 61 contacts in wire size AWG # 20 and solder gauge 8 Other arrangements with contacts size AWG 22, 20, 16, 12 and 8 Operating Temperature Range (°C): -65 to +200</p>		Wire Sizes (AWG)#	8	10	12, 14	16, 20	20, 24	18, 22	26, 30	Max Rating (A)	46	33	23	13	7.5	10	2.0	CONNECTORS, MINIATURE, ELECTRICAL, CIRCULAR, PUSH-PULL COUPLING, REMOVABLE CRIMP CONTACTS, BASED ON TYPE DBAS	Current Validity of Qualification		Page
Wire Sizes (AWG)#	8	10	12, 14	16, 20	20, 24	18, 22	26, 30														
Max Rating (A)	46	33	23	13	7.5	10	2.0														
			Certificate No.	Valid Until	02-02																
			25 K	May 2009	003																


Types covered by similarity : For contact, variants 01 to 14 are qualified		Remarks : Maintenance of qualification testing has been completed.												
Procurement Specifications Issues in effect on certification date		Manufacturer	Nature of Approval	Supervising Authority	Date									
Generic ESCC 3401		SOURIAU Connection Technology Marolles en Brie France	Qualification	CNES	May 1995									
Detail ESCC 3401/052			Extension	CNES	Mar 1998									
3401/058			Extension	CNES	Jul 2001									
			Extension	CNES	Jun 2005									
Characteristics Range: # 20 with standard contact arrangements 3,6,10,19,26,32,41,53,61 #22 with high density arrangements 6,13,22,37,55,66,79,100,128 Other arrangements with contact sizes: 20, 16, 12, 8 Receptacle and Plug Shell Sizes: 09,11,13,15,17,19,21,23,25 <table border="0"> <tr> <td><u>Contact Size</u></td> <td><u>Ratings (A)</u></td> </tr> <tr> <td>8</td> <td>46.0</td> </tr> <tr> <td>12</td> <td>23.0</td> </tr> <tr> <td>16</td> <td>13.0</td> </tr> <tr> <td>20</td> <td>7.5</td> </tr> </table> Operating temperature range (° C): -65 to +200 °C		<u>Contact Size</u>	<u>Ratings (A)</u>	8	46.0	12	23.0	16	13.0	20	7.5			
<u>Contact Size</u>	<u>Ratings (A)</u>													
8	46.0													
12	23.0													
16	13.0													
20	7.5													
		CONNECTORS, ELECTRICAL, CIRCULAR, BAYONET COUPLING, SCOOP-PROOF, REMOVABLE CRIMP CONTACTS, BASED ON TYPE MIL-C-38999, SERIES I		Current Validity of Qualification		Page								
				Certificate No.	Valid Until	02-02								
				220 C	June 2007	005								


Types covered by similarity : For contact, variants 01 to 08 are qualified		Remarks : Maintenance of qualification testing has been completed.											
Procurement Specifications Issues in effect on certification date		Manufacturer	Nature of Approval	Supervising Authority	Date								
Generic ESCC 3401		SOURIAU Connection Technology Marolles en Brie France	Qualification	CNES	May 1995								
Detail ESCC 3401/044			Extension	CNES	Mar 1998								
3401/045			Extension	CNES	Jul 2001								
			Extension	CNES	Jun 2005								
<p>Characteristics</p> <p>Range: # 20 with standard contact arrangements 3,6,10,18,26,32,41,55,61 #22 with high density arrangements 6,13,22,37,55,66,79,100,128</p> <p>Other arrangements with contact sizes: 20, 16, 12,</p> <p>Receptacle and Plug shell sizes: 08,10,12,14,16,18,20,22,24</p> <table border="0"> <tr> <td><u>Contact Size</u></td> <td><u>Ratings (A)</u></td> </tr> <tr> <td>12</td> <td>23.0</td> </tr> <tr> <td>16</td> <td>13.0</td> </tr> <tr> <td>20</td> <td>7.5</td> </tr> </table> <p>Operating temperature range (° C): -65 to +200 °C</p>						<u>Contact Size</u>	<u>Ratings (A)</u>	12	23.0	16	13.0	20	7.5
<u>Contact Size</u>	<u>Ratings (A)</u>												
12	23.0												
16	13.0												
20	7.5												
		CONNECTORS, ELECTRICAL, CIRCULAR, BAYONET COUPLING, REMOVABLE CRIMP CONTACTS, BASED ON TYPE MIL-C-38999, SERIES II			Current Validity of Qualification	Page							
		Certificate No. 221 C		Valid Until June 2007		02-02 006							


Types covered by similarity : 3401/058 variants 01 to 14 are qualified 3401/066 variants 01 and 02 are qualified 3401/058 crimp contacts and 3401/066 triax contacts to be mounted on 3401/056 connectors 3401/070 connector receptacles with PCB contacts		Remarks : Maintenance of qualification testing has been completed.																																																								
Procurement Specifications Issues in effect on certification date		Manufacturer		Nature of Approval	Supervising Authority	Date																																																				
Generic ESCC 3401		SOURIAU Connection Technology Marolles en Brie France		Qualification	CNES	May 1995																																																				
Detail ESCC 3401/056				Extension	CNES	Mar 1998																																																				
3401/058				Extension	CNES	Jul 2001																																																				
3401/066 3401/070				Extension	CNES	Jun 2005																																																				
Characteristics Range: #20 with standard contact arrangements (3,6,10,19,26,32,41,53,61 contacts) #22 with high density arrangements (6,13,22,37,55,66,79,100,128 contacts) Other arrangements with contact sizes # 20, 16, 12, 8, 4 Receptacle and Plug Shell Sizes: 09,11,13,15,17,19,21,23,25 Triax contact= (layout 09-01 only)																																																										
<table border="0"> <thead> <tr> <th><u>Crimp Contact Size</u></th> <th><u>Ratings (A)</u></th> <th><u>PCB Contact Size</u></th> <th><u>Ratings (A)</u></th> <th colspan="3"></th> </tr> </thead> <tbody> <tr> <td>4</td> <td>80.0</td> <td>16</td> <td>10.0</td> <td colspan="3"></td> </tr> <tr> <td>8</td> <td>46.0</td> <td>20</td> <td>5.0</td> <td colspan="3"></td> </tr> <tr> <td>12</td> <td>23.0</td> <td>22</td> <td>3.0</td> <td colspan="3"></td> </tr> <tr> <td>16</td> <td>13.0</td> <td colspan="4"></td> <td colspan="2"></td> </tr> <tr> <td>20</td> <td>7.5</td> <td colspan="4"></td> <td colspan="2"></td> </tr> <tr> <td>22</td> <td>5.0</td> <td colspan="4"></td> <td colspan="2"></td> </tr> </tbody> </table> <p style="text-align: center;">Operating temperature range (° C): -65 to +200 °C</p>							<u>Crimp Contact Size</u>	<u>Ratings (A)</u>	<u>PCB Contact Size</u>	<u>Ratings (A)</u>				4	80.0	16	10.0				8	46.0	20	5.0				12	23.0	22	3.0				16	13.0							20	7.5							22	5.0						
<u>Crimp Contact Size</u>	<u>Ratings (A)</u>	<u>PCB Contact Size</u>	<u>Ratings (A)</u>																																																							
4	80.0	16	10.0																																																							
8	46.0	20	5.0																																																							
12	23.0	22	3.0																																																							
16	13.0																																																									
20	7.5																																																									
22	5.0																																																									
		CONNECTORS, MINIATURE, ELECTRICAL, CIRCULAR, TRIPLE-START SELF-LOCKING COUPLING, SCOOP-PROOF, REMOVABLE & NON-REMOVABLE CRIMP CONTACTS BASED ON TYPE MIL-C-38999, SERIES III			Current Validity of Qualification		Page																																																			
					Certificate No.	Valid Until	02-02																																																			
					222 C	June 2007	007-1																																																			


Types covered by similarity :		Remarks : Maintenance of qualification testing has been completed.									
Procurement Specifications Issues in effect on certification date		Manufacturer	Nature of Approval	Supervising Authority	Date						
Generic ESCC 3401 Detail ESCC 3401/057		SOURIAU Connection Technology Marolles en Brie France	Qualification Requalification Extension	CNES CNES CNES	May 1995 Jul 2001 Jun 2005						
Characteristics Range: #20 with standard contact arrangements (3,6,10,19,26,32,41,53,61 contacts) #22 with high density arrangements (6,13,22,37,55,66,79,100,128 contacts) Receptacle Shell Sizes: 09,11,13,15,17,19,21,23,25 <table border="0"> <tr> <td>Contact Size</td> <td>Ratings (A)</td> </tr> <tr> <td>20</td> <td>5.0</td> </tr> <tr> <td>22D</td> <td>3.0</td> </tr> </table> Receptacle (contacts # 8, 12, 16, 20, 22D) and Feedthrough (contacts # 8, 12, 16) Operating temperature range (° C): -65 to +200 oC						Contact Size	Ratings (A)	20	5.0	22D	3.0
Contact Size	Ratings (A)										
20	5.0										
22D	3.0										
		CONNECTORS, MINIATURE, ELECTRICAL, CIRCULAR, TRIPLE-START SELF- LOCKING COUPLING, SCOOP-PROOF, HERMETIC RECEPTACLE AND FEEDTHROUGH, TYPE MIL-C-38999, SERIES III		Current Validity of Qualification		Page					
				Certificate No.	Valid Until	02-02					
		223 B	June 2007	008							


Types covered by similarity : All variants are qualified		Remarks :				
Procurement Specifications Issues in effect on certification date		Manufacturer	Nature of Approval	Supervising Authority	Date	
Generic ESCC 3401 Detail ESCC 3401/016 3401/017		HYPERTAC SA Saint-Aubin-Lès-Elbeuf France	Qualification Extension Extension Extension Extension Extension Extension Extension Extension	CNES CNES CNES CNES CNES CNES CNES CNES	Nov 1982 May 1985 May 1988 Apr 1991 Jan 1994 Mar 1996 Mar 1998 Jan 2002 Jun 2004 Mar 2007	
Characteristics Shell specifications and sizes: 3401/016 Contact: 3401/017 Crimp wire-wrap solder and savers, 1 to 22 and 64 to 70 2 rows: 17, 29, 41, 53, 65, 72, 84, 96, 120 contacts 3 rows: 62, 80, 98, 160 contacts Contact Ratings: 5 A (1 contact AWG 22) 1.5 A (> 31 contacts, AWG 22) Operating Temperature Range (°C): -55 to +125						
		CONNECTORS, ELECTRICAL, REMOVABLE CONTACTS, CRIMP WIRE-WRAP SOLDER AND SAVER, PRINTED CIRCUIT BOARD, BASED ON TYPE HE 801		Current Validity of Qualification		Page
				Certificate No. 99 J	Valid Until March 2009	02-03 001-1


Types covered by similarity : See ESCC Detail Specifications listed below		Remarks :Maintenance of qualification testing is underway.				
Procurement Specifications Issues in effect on certification date		Manufacturer	Nature of Approval	Supervising Authority	Date	
Generic ESCC 3401		HYPERTAC LTD London England	Qualification	DRA	Jul 1994	
Detail ESCC 3401/016			Extension	DRA	Nov 1996	
3401/017			Extension	DERA	Nov 1998	
			Extension	QinetiQ	Apr 2002	
			Extension	QinetiQ	Mar 2005	
Characteristics Shell specifications and sizes: 3401/016 Range of components: 17 to 160 way connectors PCB, 90°, crimp, wire-wrap and saver contacts Guiding/locking device numbers: 26, 27, 28, 29, 33, 34, 35, 36, 40, 41, 43, 46 54, 55, 71, 72, 76, 77, 78 Contact Ratings: 5 A (1 contact AWG 22) 1.5 A (> 31 contacts, AWG 22) Operating Temperature Range (°C): -55 to +125						
		<p style="text-align: center;">CONNECTORS, ELECTRICAL, REMOVABLE CONTACTS, CRIMP WIRE-WRAP SOLDER AND SAVER, PRINTED CIRCUIT BOARD, BASED ON TYPE HE 801</p>		Current Validity of Qualification		Page
				Certificate No.	Valid Until	02-03
			217 D	March 2007	001-2	


Types covered by similarity : As defined in Table 1(a) of ESCC Detail Specifications listed below		Remarks :			
Procurement Specifications Issues in effect on certification date		Manufacturer	Nature of Approval	Supervising Authority	Date
Generic ESCC 3401		HYPERTAC SA Saint-Aubin-Lès-Elbeuf France	Qualification	CNES	Mar 1987
Detail ESCC 3401/039			Extension	CNES	May 1990
			Extension	CNES	Jan 1993
			Extension	CNES	Oct 1995
			Extension	CNES	Mar 1998
Characteristics			Extension	CNES	Jan 2002
3 rows 26, 44, 62, 80, 98, 144 contacts			Extension	CNES	Jun 2004
Contact Ratings: 2 A (1 contact)			Extension	CNES	Mar 2007
Operating Temperature Range (°C): -55 to +125					
	CONNECTORS, ELECTRICAL, NON-REMOVABLE SOLDER AND WIRE-WRAP CONTACTS AND SAVERS, PRINTED CIRCUIT BOARD, BASED ON TYPE KMC		Current Validity of Qualification		Page
			Certificate No. 149 G	Valid Until March 2009	02-03 002-1

Types covered by similarity : As defined in Table 1(a) of ESCC Detail Specification		Remarks :			
Procurement Specifications Issues in effect on certification date		Manufacturer	Nature of Approval	Supervising Authority	Date
Generic ESCC 3401		HYPERTAC SA Saint-Aubin-Lès-Elbeuf France	Qualification	CNES	Aug 1998
Detail ESCC 3401/065			Extension	CNES	Jan 2002
			Extension	CNES	Jun 2004
			Extension	CNES	Mar 2007
Characteristics Contact: 52, 100, 152, 200, 252, 300, 352, and 400 Contact Codes: 10, 11, 12, 30, 31, 43, 45, 47, and 91 Guiding and Locking Devices Codes: 110, 111, 121, 124, 134, and 201 Operating Temperature Range (°C): -55 to +125					
	CONNECTORS AND SAVERS, ELECTRICAL, RECTANGULAR, NON-REMOVABLE, PRINTED CIRCUIT BOARD CONTACTS, BASED ON TYPE MHD		Current Validity of Qualification		Page
			Certificate No. 250 C	Valid Until March 2009	02-03 003-1

Types covered by similarity : All design envelops specified in Table 1(a) of ESCC Detail Specification		Remarks :			
Procurement Specifications Issues in effect on certification date		Manufacturer	Nature of Approval	Supervising Authority	Date
Generic ESCC 3401 Detail ESCC 3401/076		HYPERTAC SA Saint-Aubin-Lès-Elbeuf France	Qualification	CNES	Aug 2007
<p>Characteristics Max. number of rows: 11 Max. number of contacts: 660</p> <p>Locking and Guiding Devices: - Through holes only - M2 studs with locking nuts and washers - Locating pins not available</p> <p>Rated current: 1A each contact Total contact compression range: 0.1 to 0.65 mm per contact Compression force: 1.6N per contact Torque for locking devices: 10 Ncm Operating Temperature Range (°C): -55 to +125</p>					
	<p>CONNECTORS, ELECTRICAL, CRIMP CONTACTS, Z-AXIS INTERPOSER, PRINTED CIRCUIT BOARD, BASED ON TYPE RX</p>	Current Validity of Qualification		Page	
		Certificate No. 281	Valid Until August 2009	02-03 004-1	

Types covered by similarity : See ESCC detail specifications - Hermetically sealed receptacle		Remarks : Maintenance of qualification testing is underway.				
Procurement Specifications Issues in effect on certification date		Manufacturer	Nature of Approval	Supervising Authority	Date	
Generic ESCC 3402		RADIALL La Verpilliere France	Qualification	CNES	Feb 1981	
Detail ESCC 3402/001			Extension	CNES	Apr 1983	
3402/002			Extension	CNES	Apr 1986	
3402/003			Extension	CNES	Nov 1989	
Characteristics			Extension	CNES	Jul 1992	
Frequency Range 0-18 GHz			Extension	CNES	Nov 1994	
3402/001 Pin contact (Plug). Variants 01 to 44			Extension	CNES	May 1998	
3402/002 Socket contact (Receptacle). Variants 01 to 71			Extension	CNES	Aug 2002	
3402/003 Adapters. Variants 01 to 09		Extension	CNES	Jan 2005		
Crimp- or solder-type contact for flexible and semi-rigid cables, contacts for micro strip						
Gold-plated beryllium copper non-magnetic or stainless steel						
Operating temperature range (° C): See Detail Specifications						
		CONNECTORS, RF, COAXIAL, SOLDER AND CRIMP CONTACTS, MALE, FEMALE ADAPTORS AND CONNECTING PIECES, BASED ON TYPE SMA			Current Validity of Qualification	
		Certificate No. 68 H	Valid Until January 2007	Page 02-04 001		


Types covered by similarity :		Remarks :				
Procurement Specifications Issues in effect on certification date		Manufacturer	Nature of Approval	Supervising Authority	Date	
<p>Generic ESCC 3401</p> <p>Detail ESCC 3401/029 3401/041 3401/032</p>		<p>C&K COMPONENTS Dole France</p>	<p>Qualification</p> <p>Extension</p> <p>Extension</p> <p>Extension</p> <p>Extension</p> <p>Extension</p> <p>Extension</p> <p>Extension</p> <p>Extension</p>	<p>CNES</p> <p>CNES</p> <p>CNES</p> <p>CNES</p> <p>CNES</p> <p>CNES</p> <p>CNES</p> <p>CNES</p>	<p>Oct 1986</p> <p>Oct 1988</p> <p>Jun 1989</p> <p>Sep 1991</p> <p>Apr 1994</p> <p>Jan 1997</p> <p>Oct 1999</p> <p>Apr 2003</p> <p>Nov 2005</p> <p>Aug 2007</p>	
<p>Characteristics</p> <p>9 - 15 - 21 - 25 - 31 - 37 - 51 Contacts</p> <p>Terminations : Wire sizes AWG 26 and 28 and uninsulated solid gold-plated wire AWG 25 Max. rating for 1 isolated contact:- AWG 26 and uninsulated wire terminal: 2.5 A AWG 28 : 1.5 A</p> <p>Nickel or Gold Plated Shells Operating Temperature Range (°C): -55 to +125</p>						
		<p>CONNECTORS, ELECTRICAL, CRIMP CONTACT, RECTANGULAR, MICROMINIATURE, BASED ON TYPE MDM</p>		Current Validity of Qualification		Page
				Certificate No.	Valid Until	02-05
				140 J	August 2009	001-1


Types covered by similarity :		Remarks :			
Procurement Specifications Issues in effect on certification date		Manufacturer	Nature of Approval	Supervising Authority	Date
Generic ESCC 3401		C&K COMPONENTS Dole France	Qualification	CNES	Oct 1986
Detail ESCC 3401/031			Extension	CNES	Oct 1988
			Extension	CNES	Jun 1989
			Extension	CNES	Sep 1991
			Extension	CNES	Apr 1994
Characteristics			Extension	CNES	Jan 1997
Shell sizes : 5 through 81			Extension	CNES	Oct 1999
Terminations : Wire sizes AWG 26 and 28 and AWG 25, uninsulated solid gold-plated wire			Extension	CNES	Apr 2003
Max. rating for 1 isolated contact:- AWG 26 and uninsulated wire terminal: 2.5 A AWG 28 : 1.5 A			Extension	CNES	Aug 2005
Operating Temperature Range (°C): -55 to +125			Extension	CNES	Aug 2007
		Current Validity of Qualification			Page
		Certificate No. 141 J		Valid Until August 2009	02-05 002-1
		CONNECTORS, ELECTRICAL, CRIMP CONTACTS, SINGLE-IN-LINE, MICROMINIATURE, BASED ON TYPE MTB			

Section 03

Component Type: Crystals

Sub-Section	Page No.	Cert.	Type Designation	Manufacturer
03-01			Crystals	
	03-01-001-1	33 H	TO-5 Can	RAKON (F)
	03-01-002	34 H	TO-8 Can	RAKON (F)


Types covered by similarity : All variants are qualified		Remarks : Maintenance of qualification testing is underway.			
Procurement Specifications Issues in effect on certification date		Manufacturer	Nature of Approval	Supervising Authority	Date
Generic ESCC 3501 Detail ESCC 3501/001 3501/008 3501/011 3501/012 3501/018		RAKON France Argenteuil France	Qualification Extension Extension Extension Extension Extension Extension Extension Extension	CNES CNES CNES CNES CNES CNES CNES CNES CNES	Oct 1979 Jun 1983 Oct 1986 Jul 1989 Jan 1995 Nov 1996 Apr 2000 Nov 2002 Jun 2005
Characteristics TO-5 Can (T 807) Frequency Range: 15 - 140 MHz					
		CRYSTALS, TO-5 CAN	Current Validity of Qualification		Page
			Certificate No. 33 H	Valid Until June 2007	03-01 001-1


Types covered by similarity : All variants are qualified		Remarks : Maintenance of qualification testing is underway.				
Procurement Specifications Issues in effect on certification date		Manufacturer	Nature of Approval	Supervising Authority	Date	
Generic ESCC 3501		RAKON France Argenteuil France	Qualification	CNES	Oct 1979	
Detail			Extension	CNES	Jun 1983	
ESCC 3501/002			Extension	CNES	Oct 1986	
3501/009			Extension	CNES	Jul 1989	
3501/019			Extension	CNES	Jan 1995	
Characteristics			Extension	CNES	Apr 1997	
TO-8 Can (T 1507)			Extension	CNES	Apr 2000	
Frequency Range: 2.5 - 20 MHz			Extension	CNES	Nov 2002	
			Extension	CNES	Jun 2005	
			CRYSTALS, TO-8 CAN		Current Validity of Qualification	
		Certificate No. 34 H	Valid Until June 2007	03-01 002		


Section 04


Component Type: Diodes


Sub-Section	Page No.	Cert.	Type Designation	Manufacturer
04-02			Power	
	04-02-002-1	272 A	Type STPS20H100	STMicroelectronic
	04-02-003-1	274 A	Types BYW-81, BYV52, BYV54	STMicroelectronic
04-05			Microwave, Silicon	
	04-05-001-3	227 A	Schottky, BAS 70	Infineon
	04-05-002-2	224 B	PIN, BXY 42	Infineon
	04-05-002-4A-B	259 A	PIN, Fast Switching	Chelton
	04-05-003	236 B	PIN, BXY 43 and 44	Infineon
	04-05-003-1A-B	200 C	PIN and Varactors	Tyco M/A Com
	04-05-003-2	225 C	Varactor, DH 267	Chelton
	04-05-003-3	273 A	Varactor, Tuning, DH 76xxx	Chelton

Types covered by similarity :		Remarks :				
Procurement Specifications Issues in effect on certification date		Manufacturer	Nature of Approval	Supervising Authority	Date	
Generic ESCC 5000 Detail ESCC 5106/016		ST Microelectronics Rennes France	Qualification Extension	CNES CNES	Nov 2002 Mar 2006	
Characteristics Variants 01 to 07 are qualified Maximum Ratings: V_{RRM} : 100 V; I_O : 2x 20 A T_J : + 175° C; Package Type: TO254, SMD.5 and SMD1 Operating Temperature Range (°C): -55 to +175						
		DIODES, POWER, SCHOTTKY BARRIER, BASED ON TYPE STPS20H100		Current Validity of Qualification		Page
				Certificate No.	Valid Until	04-02
			272 A	March 2008	002-1	

Types covered by similarity :		Remarks :				
Procurement Specifications Issues in effect on certification date		Manufacturer	Nature of Approval	Supervising Authority	Date	
Generic ESCC 5000 Detail ESCC 5103/029 5103/030 5103/031		ST Microelectronics Rennes France	Qualification Extension	CNES CNES	Aug 2003 Mar 2006	
Characteristics 5103/029 variants 01 to 05 are qualified 5103/030 variant 01 is qualified 5103/031 variant 01 is qualified Maximum Ratings: V_{RRM} : 200 V; I_O : 40 A for BYV 54-200, 30 A for BYV52-200, 15 and 30 A for BYW-81-200 T_J : + 150° C; Package Type: TO254 and SMD.5 Operating Temperature Range (°C): -55 to +150						
		DIODES, SILICON, POWER RECTIFIER, HIGH EFFICIENCY, FAST RECOVERY, BASED ON TYPES BYW81, BYV 52 AND BYV54		Current Validity of Qualification		Page
				Certificate No.	Valid Until	04-02
			274 A	March 2008	003-1	

Types covered by similarity : Variant 02: BAS 70-B		Remarks : Requalification testing is underway.					
Procurement Specifications Issues in effect on certification date		Manufacturer	Nature of Approval	Supervising Authority	Date		
Generic ESCC 5010		Infineon Technologies AG München Germany	Qualification	DARA	Sep 1995		
Detail ESCC 5512/020			Extension	DLR	Jan 2000		
<p>Characteristics</p> <p>Maximum Ratings: $V_R = -70\text{ V}$ $I_F = 70\text{ mA}$ $I_{FSM} = 85\text{ mA}_{pk}$ @ $t < 10\text{ ms}$, duty cycle=10%</p> <p>D.C Parameters: $I_R = 100\text{ nA max}$ @ $V_R = -56\text{ V}$ $V_{F1} = 0.44\text{ V max.}$ @ $I_F = 1.0\text{ mA}$ at room temp. $V_{BR} = 70\text{ V min}$ @ $I_R = -10\text{ }\mu\text{A}$ $V_{F2} = 0.78\text{ V max.}$ @ $I_F = 10\text{ mA}$ $V_{F3} = 1.00\text{ V max.}$ @ $I_F = 15\text{ mA}$</p> <p>Package: T1, HPAC-140, $R_{TH(J-C)} = 100\text{ CW}^{-1}$</p> <p>Operating Temperature Range (°C): -55 to +150</p>							
		DIODES, MICROWAVE, SILICON, SCHOTTKY, GENERAL PURPOSE, BASED ON TYPE BAS 70			Current Validity of Qualification		Page
					Certificate No. 227 A	Valid Until January 2002	04-05 001-3

Types covered by similarity : Variant 02		Remarks : Requalification testing is underway.					
Procurement Specifications Issues in effect on certification date		Manufacturer	Nature of Approval	Supervising Authority	Date		
Generic ESCC 5010		Infineon Technologies AG München Germany	Qualification	DARA	Jun 1995		
Detail ESCC 5513/017			Extension	DLR	Jan 2000		
			Extension	DLR	Jan 2004		
<p>Characteristics</p> <p>Maximum Ratings: $V_{R=}$ -50V $I_{FM=}$ 5.0 A @ $t_p=1.0 \mu s$, duty cycle =0.001%</p> <p>D.C Parameters: $I_{R1=}$ 10 μA max. @ $V_{R=-50 V}$ $I_{R2=}$ 5 nA max. @ $V_{R=-40 V}$ $V_{F=}$ 1.1 V max. @ $I_F=100 mA$</p> <p>Package: T1</p> <p>Operating Temperature Range (°C): -55 to +175</p>							
		<p>DIODES, MICROWAVE, SILICON, PIN BASED ON TYPE BXY 42- MESA</p>			Current Validity of Qualification		Page
					Certificate No. 224 B	Valid Until January 2006	04-05 002-2

Types covered by similarity : See next page		Remarks : The maintenance of qualification testing has been completed. New package BH155 introduced				
Procurement Specifications Issues in effect on certification date		Manufacturer	Nature of Approval	Supervising Authority	Date	
Generic ESCC 5010		Chelton Les Ulis France	Qualification	CNES	Mar 2000	
Detail ESCC: See types covered by similarity.			Extension	CNES	Dec 2003	
Characteristics						
	<u>DH 50151</u>	<u>DH 50201</u>	<u>DH 50251</u>			
V _{Rmax.}	150 V	200 V	250 V			
R _{SF} (Ω) _(max.)	< 2.0	< 2.3	< 2.4			
τ _L (ns) _(min.)	> 160	> 240	> 265			
Operating Temperature Range: -55 to +125 °C						
 ESCC <small>European Space Components Coordination</small>		DIODES, MICROWAVE, SILICON, PIN, FAST SWITCHING		Current Validity of Qualification		Page
				Certificate No.	Valid Until	04-05
				259 A	December 2005	002-4A

Types covered by similarity

ESCC Spec. No.	Component Type
5513/031	DH 50151 to DH 50157, variants 01 to 49
5513/033	DH 50201 to DH 50209, variants 01 to 63
5513/034	DH 50251 to DH 50256, variants 01 to 36



DIODES,
MICROWAVE, SILICON,
PIN, FAST SWITCHING


Current Validity of Qualification

Certificate No.
259 A

Valid Until
December 2005

Page

04-05
002-4B

Types covered by similarity : Variants 01-08 are qualified		Remarks : Requalification testing is underway.																		
Procurement Specifications Issues in effect on certification date		Manufacturer	Nature of Approval	Supervising Authority	Date															
Generic ESCC 5010		Infineon Technologies AG München Germany	Qualification	DARA	Oct 1996															
Detail ESCC 5513/030			Extension	DLR	Jan 2000															
			Extension	DLR	Jan 2004															
<p>Characteristics</p> <table border="0"> <tr> <td></td> <td style="text-align: center;"><u>BXY 43</u></td> <td style="text-align: center;"><u>BXY 44</u></td> </tr> <tr> <td>Maximum Ratings:</td> <td>$V_R = -150$ V (variants 01-04), $I_F = 400$ mA $P_D = 500$ mW</td> <td>-200 V (variants 05-08)</td> </tr> <tr> <td>D.C Parameters:</td> <td>$I_R = 10$ nA max. $V_F = 1.0$ V max.</td> <td>5 nA max. @ $V_R = -100$ V 1.05 V max. @ $I_F = 100$ mA</td> </tr> <tr> <td>Packages:</td> <td colspan="2">T, T1, Teller, Pill, Flatpack</td> </tr> <tr> <td colspan="3">Operating Temperature Range: -55 to $+150$ °C</td> </tr> </table>							<u>BXY 43</u>	<u>BXY 44</u>	Maximum Ratings:	$V_R = -150$ V (variants 01-04), $I_F = 400$ mA $P_D = 500$ mW	-200 V (variants 05-08)	D.C Parameters:	$I_R = 10$ nA max. $V_F = 1.0$ V max.	5 nA max. @ $V_R = -100$ V 1.05 V max. @ $I_F = 100$ mA	Packages:	T, T1, Teller, Pill, Flatpack		Operating Temperature Range: -55 to $+150$ °C		
	<u>BXY 43</u>	<u>BXY 44</u>																		
Maximum Ratings:	$V_R = -150$ V (variants 01-04), $I_F = 400$ mA $P_D = 500$ mW	-200 V (variants 05-08)																		
D.C Parameters:	$I_R = 10$ nA max. $V_F = 1.0$ V max.	5 nA max. @ $V_R = -100$ V 1.05 V max. @ $I_F = 100$ mA																		
Packages:	T, T1, Teller, Pill, Flatpack																			
Operating Temperature Range: -55 to $+150$ °C																				
 <p>ESCC European Space Components Coordination</p>		DIODES,			Page															
		MICROWAVE, SILICON, PIN, PLANAR BASED ON TYPES BXY 43 AND 44			04-05 003															
		Current Validity of Qualification																		
		Certificate No.	Valid Until																	
		236 B	January 2006																	

Types covered by similarity

ESCC Spec. No.	Component Type and Qualified Range
5513/007	ML4207 to ML 4209, variants 01-03, 06, 08-13, 17, 19, 21-27, 30, 32-37, 41, 43, 45-51, 54, 56-61, 65, 67, 69-72
5513/009	ML4610, ML4617 to ML4619, variants 01-03, 06, 08-13, 17, 19, 21-23, 25-28, 31, 33-38, 42, 44, 46-48, 50-53, 56, 58-63, 67, 69, 71-73, 75-78, 81, 83-88, 92, 94, 96-99
5513/010	ML4611, ML4612, ML4614, ML4615, variants 01-03, 06, 08-13, 17, 19, 21-23, 25-28, 31, 33-38, 42, 44, 46-48, 50-53, 56, 58-63, 67, 69, 71-73, 75-78, 81, 83-88, 92, 94, 96-99
5513/014	ML4622 to ML4624, variants 01-03, 06, 08-13, 17, 19, 21-23, 25-28, 31, 33-38, 42, 45-47, 49-52, 55, 57-58, 61, 63
5513/015	ML4627 to ML4629, variants 01-03, 06, 08-13, 17, 19, 21-23, 25-28, 31, 33-38, 42, 45-47, 49-52, 55, 57-58, 61, 63
5512/001	ML4402, ML4404 to ML4409 and ML40721, variants 01-03, 05, 07-12, 14-18, 20, 22-27, 29-33, 35, 37-42, 44-48, 50, 52-57, 59-63, 65, 67-72, 74-78, 80, 82-84, 86, 88, 90-92
5512/003	ML4310 to ML4319, variants 01-02, 05-06, 09-13, 16-17, 20-24, 27-28, 31-35, 38-39, 42-46, 49- 50, 53-57, 60-61, 64-68, 71-72, 75-79, 83-85, 89-91, 95
5512/004	ML4331 to ML4335, variants 01-02, 05-06, 09-13, 16-17, 20-24, 27-28, 31-35, 38-39, 42-46, 49- 50, 53-55
5512/005	ML4336 to ML4343, variants 01-02, 06-08, 12-14, 18-20, 24-26, 30-32, 36-38, 42-44, 48
5512/006	ML4351 to ML4354, variants 01-02, 05-06, 09-13, 16-17, 20-24, 27-28, 31-35, 38-39, 42-44
5512/007	ML4355 to ML4365, variants 01-02, 06-08, 12-14, 18-20, 24-26, 30-32, 36-38, 42-44, 47-48, 51-52, 55-56



DIODES,
MICROWAVE, SILICON,
PIN AND VARACTORS

Current Validity of Qualification

Certificate No.

200 C


Valid Until


February 2008

Page

04-05

003-1B

Types covered by similarity : The variants are based on the following types			Remarks :				
Variants 10 to 16: DH 267 Variants 30 to 36: DH 256 Variants 50 to 56: DH 294		Variants 20 to 26: DH 292 Variants 40 to 46: DH 252					
Procurement Specifications Issues in effect on certification date		Manufacturer	Nature of Approval	Supervising Authority	Date		
Generic ESCC 5010		Chelton Les Ulis France	Qualification	CNES	Jun 1995		
Detail ESCC: 5512/016			Extension	CNES	Aug 1998		
			Extension	CNES	Jun 2003		
			Extension	CNES	Mar 2007		
Characteristics							
Variants		CT(max.) Based on Type		Maximum Ratings:			
01 to 15		0.4 pF DH 267		$V_R = -15$ to $+45$ V			
16		0.5 pF DH 267		$I_F = 250$ to 1000 mA at $T_{amb} = +75$ °C			
20 to 25		0.6 pF DH 292		$P_{tot+} 0.5$ to 1.25 W at T_{amb}			
26		0.7 pF DH 292					
30 to 35		1.2 pF DH 256					
36		1.3 pF DH 256					
40 to 45		2.1 pF DH 252					
46		2.2 pF DH 252					
50 to 55		7.1 pF DH 294					
56		7.2 pF DH 294		Operating Temperature Range (°C): -55 to $+150$			
 ESCC <small>European Space Components Coordination</small>		DIODES, MICROWAVE, SILICON, MULTIPLIER VARACTOR BASED ON TYPES DH 267 AND DH 294			Current Validity of Qualification		Page
					Certificate No.	Valid Until	04-05
					225 C	March 2009	003-2

Types covered by similarity : All variants are qualified.		Remarks :																														
Procurement Specifications Issues in effect on certification date		Manufacturer	Nature of Approval	Supervising Authority	Date																											
Generic ESCC 5010		Chelton Les Ulis France	Qualification	CNES	Jun 2003																											
Detail ESCC: 5512/023			Extension	CNES	Mar 2007																											
<p>Characteristics: Operating Temperature Range (°C): -55 to +155</p> <p>Maximum Ratings : $V_R = -20$ at $I_R=10\mu A$ and $T_{amb}= +25$ °C</p> <table border="1"> <thead> <tr> <th>Variants</th> <th>C_j (typ.) (4V)</th> <th>Based on Type</th> </tr> </thead> <tbody> <tr><td>01 to 09</td><td>1.0 pF</td><td>DH 76010</td></tr> <tr><td>10 to 18</td><td>1.50 pF</td><td>DH 76015</td></tr> <tr><td>19 to 27</td><td>2.20 pF</td><td>DH 76022</td></tr> <tr><td>28 to 36</td><td>2.30 pF</td><td>DH 76033</td></tr> <tr><td>37 to 45</td><td>4.70 pF</td><td>DH 76047</td></tr> <tr><td>46 to 54</td><td>6.80 pF</td><td>DH 76068</td></tr> <tr><td>55 to 63</td><td>10.00 pF</td><td>DH 76100</td></tr> <tr><td>64 to 72</td><td>15.00 pF</td><td>DH 76150</td></tr> </tbody> </table>						Variants	C_j (typ.) (4V)	Based on Type	01 to 09	1.0 pF	DH 76010	10 to 18	1.50 pF	DH 76015	19 to 27	2.20 pF	DH 76022	28 to 36	2.30 pF	DH 76033	37 to 45	4.70 pF	DH 76047	46 to 54	6.80 pF	DH 76068	55 to 63	10.00 pF	DH 76100	64 to 72	15.00 pF	DH 76150
Variants	C_j (typ.) (4V)	Based on Type																														
01 to 09	1.0 pF	DH 76010																														
10 to 18	1.50 pF	DH 76015																														
19 to 27	2.20 pF	DH 76022																														
28 to 36	2.30 pF	DH 76033																														
37 to 45	4.70 pF	DH 76047																														
46 to 54	6.80 pF	DH 76068																														
55 to 63	10.00 pF	DH 76100																														
64 to 72	15.00 pF	DH 76150																														
 <p>European Space Components Coordination</p>		<p>DIODES, MICROWAVE, SILICON, HYPER-ABRUPT JUNCTION TUNING VARACTOR, BASED ON TYPES DH 76xxx</p>		Current Validity of Qualification		Page																										
				Certificate No. 273 A	Valid Until March 2009	04-05 003-3																										

Section 05

Component Type: Filters

Sub-Section	Page No.	Cert.	Type Designation	Manufacturer
05			Feedthrough	
	05-01-001 A-B	252 C	Types SFC, SFL, SFP	Eurofarad

Types covered by certificate

Style	Detail Spec.	Variants	Capacitance Range (nF)	Rated Current (A)	Rated Voltage (V)
SFP 040	3008/014	01 to 40	0.75, 0.16, 1.6, 2.4, 4.32, 44.8	10 (DC & LF)	70 to 250
SFP 060	3008/021	01 to 14	2.4 to 89.6	10	35 to 500
SFP 035	3008/025	01 to 20	2.4 to 35.20	10	35 to 200
SFP 100	3008/028	01 to 06	0.16 to 1 312.0	10	50 to 300
SFP 060	3008/030	01 to 28	2.4 to 89.6	10	35 to 500

Style	Detail Spec.	Variants	Capacitance Range (pF)	Rated Current (A)	Rated Voltage (V)
SFC 030	3008/020	01 to 12	470 to 22 000	1.0 to 5.0	25 to 200
SFC 060	3008/026	01 to 06	680 to 220 000	10	25 to 200
SFC 100	3008/027	01 to 06	1000 to 1 000 000	10	25 to 200
SFC 035	3008/031	01 to 06	470 to 22 000	10	25 to 200
SFC 040	3008/032	01 to 12	470 to 22 000	10	25 to 200
SFC 060	3008/033	01 to 12	680 to 220 000	10	25 to 200

Style	Detail Spec.	Variants	Capacitance Range (nF)	Rated Current (A)	Rated Voltage (V)
SFL 100	3008/029	01 to 48	17.6 to 1 600	5, 10, 15	40 to 300



CAPACITORS FILTERS, FEEDTHROUGH,
ELECTROMAGNETIC INTERFERENCE SUPPRESSION,
HERMETICALLY AND NON-HERMETICALLY SEALED,
PI-, C-, AND L- TYPES, BASED ON SERIES SFC, SFL, AND SFP

Current Validity of Qualification

Certificate No.
252 C

Valid Until
March 2008

Page

05-01
001 B

Section 06

Component Type: Fuses

Sub-Section	Page No.	Cert.	Type Designation	Manufacturer
			Currently there are no qualified sources of fuses	

Section 07

Component Type: Inductors

Sub-Section	Page No.	Cert.	Type Designation	Manufacturer
07			PowerFixed, RF	
	07-01-001	241 C	Types MSCI 10000, 12000, 20000	Microspire
	07-01-002	276 A	Types SESI	Microspire

Types covered by similarity :


Remarks : Maintenance of qualification testing is underway.

Procurement Specifications Issues in effect on certification date		Manufacturer	Nature of Approval	Supervising Authority	Date
Generic ESCC 3201		Microspire Illange France	Qualification	CNES	Apr 1997
Detail ESCC 3201/008			Extension	CNES	Nov 2000
			Extension	CNES	Mar 2003
			Extension	CNES	Dec 2005

Characteristics Variants 01 to 04 are qualified

Series No.	Range (µH)	Tolerance (±%)	Q _{min.}	Min. SRF f _r (MHz)	Max. DCR, R _{dc} (Ω)	Rated DC Current, I _R (mA)	Case Size
10k	0.0101 - 10	2.0, 5.0, 10	60 - 42	1000 - 33	0.025 - 3.3	750 - 87	A
12k	12 - 1000	10	42 - 12	26 - 1.5	2.0 - 120	110 - 15	B
20K	0.010 - 1000	10	60 - 30	1000 - 1.7	0.04 - 80	1000 - 25	C

Dielectric Withstanding Voltage (DWV): 200 Vrms
Operating Temperature Range (°C): -55 to +125

 <p>ESCC European Space Components Coordination</p>	<p>INDUCTORS, FIXED, RF, MINIATURE, MOULDED, SURFACE MOUNT, BASED ON SERIES MSC1 10K, 12K, AND 20K</p>	Current Validity of Qualification		Page
		Certificate No.	Valid Until	07-01
		241 C	December 2007	001

Types covered by similarity :
All other variants in the range.


Remarks :

Procurement Specifications Issues in effect on certification date		Manufacturer	Nature of Approval	Supervising Authority	Date
Generic ESCC 3201		Microspire Illange France	Qualification	CNES	Apr 2004
Detail ESCC 3201/009			Extension	CNES	May 2007

Characteristics Variants 01 to 05 are qualified

Series No.	Range (µH)	Tolerance (±%)	Max. DC Resistance, R _{dc} (mΩ)	Rated DC Current, I _R (A)	Peak Current I _P (A)
14	3.3 - 330	10, 20	15 - 1575	5.8 - 0.57	8.0 - 0.8
15, 15W	1.5 - 330	10, 20, 30	5.0 - 630	14 - 0.74	19 - 1.0
18	6.8 - 330	10, 20	7.5 - 250	110 - 15	13.6 - 1.9
9.1	1.0 - 1000	10, 20, 30	8.5 - 5865	6.0 - 0.2	11.0 - 0.34


Inductance measured at 0.25V, 100KHz.
Peak current is the maximum current for a square pulse of duration <10s
Dielectric Withstanding Voltage (DWV): 500 Vrms
Operating Temperature Range (°C): -55 to +125

 <p>European Space Components Coordination</p>	<p>INDUCTORS, POWER, MOULDED, SURFACE MOUNT, BASED ON SERIES SESI</p>	Current Validity of Qualification		Page
		Certificate No. 276 A	Valid Until May 2009	07-01 002

Section 08

Component Type: Microcircuits

Sub-Section	Page No.	Cert.	Type Designation	Manufacturer
08-02			Digital C-MOS	
	08-02-001-2 A to E	73 K	4000 B Series	ST Microelectronics
	08-02-002-2 A to F	190 F	54HCMOS Series	ST Microelectronics

Types covered by similarity : See next pages		Remarks : Maintenance of qualification testing is underway. Refer to: https://escies.org/public/escs/comp_no.html for information concerning the ESCC Component Number and its marking.				
Procurement Specifications Issues in effect on certification date		Manufacturer	Nature of Approval	Supervising Authority	Date	
Generic ESCC 9000 Detail ESCC: See types covered by similarity		ST Microelectronics Rennes France	Qualification	ESTEC	Apr 1981	
			Extension	CNES	Jan 1981	
			Extension	CNES	Dec 1984	
			Extension	CNES	May 1987	
			Extension	CNES	Apr 1990	
Characteristics			Extension	CNES	Oct 1992	
Package Types:			Extension	CNES	Apr 1995	
Ceramic Dual-in-Line			Extension	CNES	Apr 1997	
Ceramic Flat Pack			Extension	CNES	Apr 1999	
Leadless Chip Carrier			Extension	CNES	May 2001	
SOIC 14, 16, 24			Extension	CNES	Nov 2002	
			Extension	CNES	Nov 2005	
		MICROCIRCUITS, DIGITAL, C-MOS-B, 4000 B SERIES		Current Validity of Qualification		Page
				Certificate No.	Valid Until	08-02
				73 K	November 2007	001-2A

Types covered by similarity

ESCC Spec. No.	Description	Component Type
9201/041	Quad 2-input NOR gate	4001B
9201/042	Dual 4-input NOR gate	4002B
9202/039	4-bit full adder	4008B
9201/043	Quad 2-input NAND gate	4011B
9201/044	Dual 4-input NAND gate	4012B
9203/023	Dual 'D'-type flip-flop	4013B
9306/014	8-stage synchronous static shift register	4014B
9306/015	Dual 4-stage static shift register with serial input/parallel input	4015B
9202/050	Quad bilateral switch	4016B
9204/020	Decade counter/divider	4017B
9204/021	Presetable divide-by-N counter	4018B
9202/051	Quad AND/OR select gate	4019B
9204/022	14-stage ripple carry binary counter/divider	4020B
9306/016	8-stage static shift register	4021B
9204/023	Octal counter/divider	4022B
9201/045	Triple 3-input NAND gates	4023B
9204/024	7-stage ripple carry binary counter/divider	4024B
9201/046	Triple 3-input NOR gate	4025B
9406/001	Ripple carry decade counter/divider	4026B
9203/022	Dual J-K master slave flip-flop	4027B
9205/010	BCD-to-decimal or binary-to-octal decoder	4028B
9204/025	Presetable up/down counter binary or BCD decade	4029B
9201/047	Quad 2-input exclusive OR gates	4030B
9306/017	64-stage static shift register	4031B



MICROCIRCUITS,
DIGITAL,
C-MOS-B, 4000 B SERIES

Current Validity of Qualification

Certificate No.

73 K

Valid Until

November 2007

Page

08-02

001-2B

Types covered by similarity

ESCC Spec. No.	Description	Component Type
9306/025	8-stage static bidirectional parallel/serial input/output bus register with 3 state output	4034B
9306/018	4-bit universal shift register	4035B
9204/026	12-stage ripple carry binary counter/divider	4040B
9202/040	Quad true/complement buffer with unbuffered outputs	4041UB
9202/041	Quad clocked "D" latch	4042B
9202/042	Quad NOR 3- state R/S latches	4043B
9202/043	Quad NAND 3-state R/S latch	4044B
9202/044	Micropower phase-locked loop	4046B
9207/003	Low power monostable/astable multivibrator	4047B
9202/045	Hex buffer/converter (inverting type)	4049UB
9202/046	Hex buffer/converter (non-inverting type)	4050B
9202/047	Analogue multiplexer/demultiplexer	4051B
9202/048	Analogue multiplexer/demultiplexer	4052B
9202/049	Triple 2-channel analogue multiplexer/demultiplexer	4053B
9209/001	4-bit magnitude comparator	4063B
9204/052	14-stage ripple-carry binary counter/divider and oscillator	4060B
9408/005	Quad bilateral switch	4066B
9408/009	Analogue multiplexer/demultiplexer	4067B
9201/061	8-input NAND gate	4068B
9401/010	Hex inverter	4069UB
9201/048	Quad exclusive OR gate	4070B
9201/063	Quad 2-input OR gate	4071B
9201/082	Dual 4-input OR gate	4072B
9201/064	Triple 3-input AND gate	4073B



MICROCIRCUITS,
DIGITAL,
C-MOS-B, 4000 B SERIES

Current Validity of Qualification

Certificate No.

73 K

Valid Until

November 2007

Page

08-02

001-2C

Types covered by similarity

ESCC Spec. No.	Description	Component Type
9201/065	Triple 3-input OR gate	4075B
9306/022	4-bit "D"-type register with 3-state output	4076B
9201/055	Quad exclusive NOR gate	4077B
9201/062	8-input OR/NOR gate	4078B
9201/052	Quad 2-input AND gate	4081B
9201/066	Dual 4-input AND gate	4082B
9201/067	Dual 2-wide 2-input AND/OR inverter gate	4085B
9409/002	Quad 2-input NAND gate with Schmitt trigger input	4093B
9306/026	8-stage shift and store bus register with synchronous serial outputs and 3-state parallel output	4094B
9206/003	Dual monostable multivibrator	4098B
9202/058	8-bit addressable latch	4099B
9401/006	Strobed hex inverter/buffer	4502B
9401/030	Hex non-inverting buffers with 3-state output	4503B
9202/063	Dual 4-bit latch with 3-state output	4508B
9408/006	8-channel multiplexer with 3-state output	4512B
9408/012	4-bit latch/4-to-16 decoder	4514B
9205/011	4-bit latch /4-to-16 line decoder	4515B
9204/045	Synchronous quad presettable up/down binary counter	4516B
9204/028	Dual binary up counter	4520B
9202/065	8-bit priority encoder	4532B
9207/007	Dual monostable multivibrator with reset	4538B



MICROCIRCUITS,
DIGITAL,
C-MOS-B, 4000 B SERIES

Current Validity of Qualification

Certificate No.

73 K

Valid Until

November 2007

Page

08-02

001-2D

Types covered by similarity

ESCC Spec. No.	Description	Component Type
9408/011	Dual 1-of-4 decoder/demultiplexer	4555B
9408/025	Dual 1-of-4 decoder/demultiplexers (output low on select)	4556B
9204/036	Presettable 8-bit synchronous down-counter	40103B
9306/033	FIFO register with 3-state output	40105B
9409/005	Hex Schmitt-trigger	40106B
9401/013	Dual 2-input NAND buffer/driver	40107B
9407/003	Quad low-to-high 3-state voltage level shifter	40109B
9204/054	Programmable 4-bit binary counter with asynchronous clear	40161B
9204/046	Programmable 4-bit binary counter with synchronous clear	40163B
9203/038	Hex 'D'-type flip-flop	40174B
9204/041	Presettable binary up/down counter (dual clock with reset)	40193B
9408/017	Quad 2-line-to-1-line data selector/multiplexer with 3-state output	40257B



MICROCIRCUITS,
DIGITAL
C-MOS-B, 4000 B SERIES

Current Validity of Qualification

Certificate No.

73 K


Valid Until

November 2007

Page

08-02

001-2E

Types covered by similarity : See next pages		Remarks : Maintenance of qualification testing is underway. Refer to: https://escies.org/public/escs/comp_no.html for information concerning the ESCC Component Number and its marking.			
Procurement Specifications Issues in effect on certification date		Manufacturer	Nature of Approval	Supervising Authority	Date
Generic ESCC 9000 Detail ESCC: See types covered by similarity.		ST Microelectronics Rennes France	Qualification	CNES	Nov 1992
Characteristics Qualified Packages: - Ceramic Dual In Line - Ceramic Flat Pack - Leadless Chip Carrier - SOIC 14, 16, 20, 24 NOTES 1. These parts have successfully passed radiation testing to 50 krads.			Extension	CNES	Apr 1995
			Extension	CNES	Apr 1997
			Extension	CNES	Apr 1999
			Extension	CNES	May 2001
			Extension	CNES	Nov 2002
			Extension	CNES	Nov 2005
		MICROCIRCUITS, DIGITAL, MONOLITHIC, HIGH SPEED CMOS, 54HC AND 54HCT SERIES	Current Validity of Qualification		Page
			Certificate No.	Valid Until	08-02
			190 F	November 2007	002-2A

Types covered by similarity

ESCC Spec. No.	Description	Component Type	Note
9201/105	Quad 2-input NAND gate	54HC00	1
9201/113	Quad 2-input NOR gate	02	1
9201/114	Quad 2-input NAND gate with open drain output	03	1
9401/033	Hex inverter	04	1
9201/106	Quad 2-input positive AND gate	08	1
9201/107	Triple 3-input NAND gate	10	1
9201/117	Triple 3-input AND gate	11	1
9409/007	Hex Schmitt trigger inverter	14	1
9201/118	Dual 4-input NAND gate	20	1
9201/108	Dual 4-input AND gate	21	1
9201/109	Triple 3-input NOR gate	27	1
9201/110	8-input NAND gate	30	1
9201/111	Quad 2-input OR gate	32	1
9203/071	Dual negative-edge triggered J-K flip-flops with clear	73	1
9203/050	Dual D-type flip-flop with preset and clear	74	1
9203/065	Quad 4-bit bistable D-Type latch	75	1
9209/004	4-bit magnitude comparator	85	1
9201/119	Quad 2-input exclusive OR gate	86	1
9203/072	Dual J-K negative-edge triggered flip-flop with direct clear	107	1



MICROCIRCUITS,
DIGITAL,
MONOLITHIC, HIGH SPEED CMOS,
54HC AND 54HCT SERIES

Current Validity of Qualification

Certificate No.

190 F

Valid Until

November 2007

Page

08-02

002-2B

Types covered by similarity

ESCC Spec. No.	Description	Component Type	Note
9306/048	Dual J-K positive edge triggered flip-flop with preset and clear	54HC109	1
9203/051	Dual J-K negative edge triggered flip-flop with preset and clear	112	1
9207/006	Dual positive or negative edge Schmitt-retriggerable monostable multivibrator with clear	123	1
9401/039	Quad bus buffer with 3 state output	125	1
9401/046	Quad bus buffer with 3 state output	126	1
9201/120	Quad 2-input NAND gate with Schmitt-trigger input	132	1
9205/013	3-to-8 line decoder/demultiplexer with address latch and inverted output	137	1
9408/046	3-to-8 line decoder/demultiplexer with inverted output	138	1
9205/017	Dual 2 to 4 line decoder/demultiplexer with inverted output	139	1
9410/017	8-line to 3-line priority encoder	148	1
9408/054	8-line to 1-line data selector/multiplexer	151	1
9408/038	Dual 4-line to 1-line data selectors/multiplexer	153	1
9205/023	4-to-16 line decoder/demultiplexer with inverted output	154	1
9408/057	Quad 2-line to 1-line data selector/multiplexer	157	1
9408/059	Quad 2-line to 1-line data selector/multiplexer with inverted output	158	1
9204/062	Synchronous presettable 4-bit decade counter with direct clear	160	1
9204/059	Asynchronous 4-bit binary counter	161	1
9204/073	Synchronous 4-bit binary counter	163	1
9306/041	8-bit SIPO shift register	164	1
9306/042	8-bit PISO shift register	165	1
9306/043	8-bit PISO shift register	166	1
9306/052	Hex D-type edge-triggered flip-flop with clear	174	1



MICROCIRCUITS,
DIGITAL,
MONOLITHIC, HIGH SPEED CMOS,
54HC AND 54HCT SERIES

Current Validity of Qualification

Certificate No.

190 F

Valid Until

November 2007

Page

08-02

002-2C

Types covered by similarity

ESCC Spec. No.	Description	Component Type	Note
9203/052	Quad D-type edge-triggered flip-flop with clear	54HC175	1
9204/066	Synchronous 4-bit up/down binary counter	191	1
9204/065	Synchronous 4-bit up/down binary counter (dual clock with clear)	193	1
9306/047	4-bit PIPO shift register	194	1
9306/053	4-bit PIPO shift register with overriding clear	195	1
9205/021	3-line to 8-line decoder/demultiplexer with address latch	237	1
9401/034	Octal bus buffer with inverted 3-state output	240	1
9401/035	Octal bus buffer with 3-state output	241	1
9405/011	Quad bus transceiver with inverted 3-state output	242	1
9405/012	Quad bus transceiver with 3-state output	243	1
9401/048	Octal bus buffer with 3-state output	244	1
9405/013	Octal bus transceiver with 3-state output	245	1
9408/048	1-to-8 data selector/multiplexer with 3-state output	251	1
9408/058	Dual 4-line to 1-line data selector/multiplexer with 3-state output	253	1
9408/047	Quad 2-line to 1-line data selector/multiplexer with 3-state output	257	1
9203/073	8-bit addressable latch	259	1
9203/053	Octal D-type edge-triggered flip-flop with clear	273	1
9208/003	9-bit odd/even parity generator/checker	280	1
9202/075	4-bit binary full adder with fast carry	283	1
9401/052	Hex bus buffer with 3-state output	365	1



MICROCIRCUITS,
DIGITAL,
MONOLITHIC, HIGH SPEED CMOS,
54HC AND 54HCT SERIES

Current Validity of Qualification

Certificate No.

190 F

Valid Until

November 2007

Page

08-02

002-2D

Types covered by similarity

ESCC Spec. No.	Description	Component Type	Note
9401/044	Hex bus buffer with 3-state output	54HC367	1
9203/059	Octal D-type transparent latch with 3-state output	373	1
9203/060	Octal D-type edge-triggered flip-flop with 3-state output	374	1
9201/121	Quad 2-input exclusive OR-gate	386	1
9204/074	Dual 4-bit negative edge-triggered binary counter	393	1
9401/049	Octal bus buffer with inverted 3-state output	540	1
9401/047	Octal bus buffer with 3-state output	541	1
9202/072	Octal D-type transparent latch with 3-state output	573	1
9203/054	Octal D-type edge-triggered flip-flop with 3-state output	574	1
9204/071	8-bit binary counter with 3-state output register	590	1
9306/051	8-bit shift register with 3-state output register	595	1
9306/054	8-bit PISO shift register	597	1
9209/005	8-bit identify comparator	688	1
9201/130	Dual 4-input NOR gate	4002	1
9204/070	Asynchronous negative-edge-triggered 14-bit binary counter	4020	1
9204/069	Asynchronous negative edge-triggered 12-bit binary counter	4040	1



MICROCIRCUITS,
DIGITAL,
MONOLITHIC, HIGH SPEED CMOS,
54HC AND 54HCT SERIES

Current Validity of Qualification

Certificate No.

190 F

Valid Until

November 2007

Page

08-02

002-2E

Types covered by similarity

ESCC Spec. No.	Description	Component Type	Note
9401/037	Hex buffer/converter with inverted output	54HC4049	1
9401/038	Hex buffer/converter	4050	1
9408/064	Analogue multiplexer/demultiplexer	4051	1
9408/065	Analogue multiplexer/demultiplexer (triple 2-channel)	4053	1
9204/076	Asynchronous negative-edge-triggered 14-bit binary counter and oscillator	4060	1
9408/052	Quad bilateral switch	4066	1
9201/124	Dual 4-input OR gate	4072	1
9201/129	Triple 3-input OR gate	4075	1
9201/123	8-input OR/NOR gate	4078	1
9306/050	8-bit SIPO shift latch register with 3-state output	4094	1
9205/019	4-to-16 line decoder/latch	4514	1
9203/070	Dual D-type flip-flop with preset and clear	54HCT74	1
9401/045	Octal buffer with inverted 3-state output	240	1
9402/009	Octal bus buffer with 3-state output	244	1
9405/014	Octal bus transceiver with 3-state output	245	1
9203/064	Octal D-type transparent latch with 3-state output	373	1
9203/066	Octal D-type edge-triggered flip-flop with 3-state output	374	1
9401/055	Hex inverter (single stage) with unbuffered output	54HCU04	



MICROCIRCUITS,
DIGITAL,
MONOLITHIC, HIGH SPEED CMOS,
54HC AND 54HCT SERIES

Current Validity of Qualification

Certificate No.

190 F

Valid Until

November 2007

Page


08-02


002-2F


Section 09


Component Type: Relays


Sub-Section	Page No.	Cert.	Type Designation	Manufacturer
09-01			Non-Latching, 28Vdc Contact Rating	
	09-01-002	02 H	Type GP5	LEACH
	09-01-005	239 B	Type E	LEACH
	09-01-006	279	Type 317	STPI
09-02			Latching, 28Vdc Contact Rating	
	09-02-002	13 H	Type GP2	LEACH
	09-02-006	240 B	Type D	LEACH
	09-02-007	280	Type 3*7B	STPI
09-03			Latching, 50Vdc Contact Rating	
	09-03-001	93 G	Type GP250	LEACH


Types covered by similarity : Variants 01 to 08 are qualified Coil Voltages 6 and 12 Vdc		Remarks : Maintenance of qualification testing is underway.				
Procurement Specifications Issues in effect on certification date		Manufacturer	Nature of Approval	Supervising Authority	Date	
Generic ESCC 3601		LEACH International Europe Niort France	Qualification	CNES	Apr 1978	
Detail ESCC 3601/003			Extension	CNES	Oct 1980	
			Extension	CNES	Jan 1984	
			Extension	CNES	Oct 1986	
			Extension	CNES	Jul 1992	
			Extension	CNES	Jun 1995	
			Extension	CNES	Dec 1998	
			Extension	CNES	Nov 2001	
Characteristics Contact Rating : 2 A at 28 Vdc Contact Configuration: 2PDT Package Type: Half-crystal can Coil Voltage 26.5 Vdc Operating Temperature Range (°C): -65 to +125			Extension	CNES	Jun 2005	
		RELAY, NON-LATCHING, ELECTROMAGNETIC, TYPE GP 5		Current Validity of Qualification		Page
				Certificate No.	Valid Until	09-01
			02 H	June 2007	002	


Types covered by similarity :		Remarks : ESCC maintenance of qualification testing shall be completed in September 2007.			
Procurement Specifications Issues in effect on certification date		Manufacturer	Nature of Approval	Supervising Authority	Date
Generic ESCC 3601 Detail ESCC 3601/012		LEACH International Europe Niort France	Qualification Extension Extension	CNES CNES CNES	Apr 1997 Sep 2000 Jan 2004
Characteristics: Variants 01 to 11 are qualified Contact Rating : 1 A at 28 Vdc Contact Configuration: 2PDT Package Type: 1/6 crystal can Coil Voltage: 6, 12, 26.5 Vdc Operating Temperature Range (°C): -65 to +125					
	RELAY, NON-LATCHING, ELECTROMAGNETIC, TYPE E		Current Validity of Qualification		Page
			Certificate No.	Valid Until	09-01
		239 B	January 2006	005	

Types covered by similarity : Coil Voltages 6 and 12 Vdc		Remarks :					
Procurement Specifications Issues in effect on certification date		Manufacturer	Nature of Approval	Supervising Authority	Date		
Generic ESCC 3601 Detail ESCC 3601/007		STPI Paris France	Qualification	CNES	Apr 2007		
<p>Characteristics: Variants 01 to 06 are qualified</p> <p>Contact Rating : 15 A at 28 Vdc Contact Configuration: 2PDT Package Type: 1/2 can Size (mm. max.): 26x26x14 Coil Voltage: 6, 12 and 28 Vdc Operating Temperature Range (°C): -65 to +125</p>							
		RELAY, NON-LATCHING, ELECTROMAGNETIC, BASED ON TYPE 317			Current Validity of Qualification		Page
					Certificate No. 279	Valid Until April 2009	09-01 006

Types covered by similarity : Variants 01 to 08 are qualified Coil Voltages 6 and 12 Vdc		Remarks :Maintenance of qualification testing is underway.					
Procurement Specifications Issues in effect on certification date		Manufacturer	Nature of Approval	Supervising Authority	Date		
Generic ESCC 3602		LEACH International Europe Niort France	Qualification	CNES	Jan 1979		
Detail ESCC 3602/003			Extension	CNES	Feb 1981		
			Extension	CNES	Jan 1984		
			Extension	CNES	Oct 1986		
			Extension	CNES	Jul 1992		
			Extension	CNES	Jun 1995		
			Extension	CNES	Dec 1998		
			Extension	CNES	Nov 2001		
Characteristics Contact Rating : 2 A at 28 Vdc Contact Configuration: 2PDT Package Type: half-size crystal can Coil Voltage: 26.5 Vdc Operating Temperature Range (°C): -65 to +125			Extension	CNES	Jun 2005		
		RELAY, LATCHING, ELECTROMAGNETIC, TYPE GP 2			Current Validity of Qualification		Page
					Certificate No.	Valid Until	09-02
			13 H	June 2007	002		

Types covered by similarity :		Remarks : ESCC maintenance of qualification testing shall be completed in September 2007.					
Procurement Specifications Issues in effect on certification date		Manufacturer	Nature of Approval	Supervising Authority	Date		
Generic ESCC 3602		LEACH International Europe Niort France	Qualification	CNES	Apr 1997		
Detail ESCC 3602/019			Extension	CNES	Sep 2000		
			Extension	CNES	Jan 2004		
<p>Characteristics: Variants 01-11 are qualified</p> <p>Contact Rating: 1 A at 28 Vdc Contact Configuration: 2PDT Package Type: 1/6 crystal can Coil Voltage: 6, 12 and 26.5 Vdc Operating Temperature Range (°C): -65 to +125</p>							
		RELAY, LATCHING, ELECTROMAGNETIC, TYPE D			Current Validity of Qualification		Page
					Certificate No. 240 B	Valid Until January 2006	09-02 006

Types covered by similarity : Variants 01 to 09 and 11 to 19 are qualified Coil Voltages 6 and 12 Vdc		Remarks :					
Procurement Specifications Issues in effect on certification date		Manufacturer	Nature of Approval	Supervising Authority	Date		
Generic ESCC 3602 Detail ESCC 3602/004 3602/009		STPI PARIS France	Qualification	CNES	Apr 2007		
Characteristics <table border="0" style="width: 100%;"> <tr> <td style="width: 50%; vertical-align: top;"> 3602/004: Contact Rating : 15 A at 28 Vdc Contact Configuration: 4PDT Package Type: can Size (mm. max.): 26x26x26 Coil Voltage: 28 Vdc Operating Temperature Range (°C): -65 to +125 </td> <td style="width: 50%; vertical-align: top;"> 3602/009: Contact Rating : 15 A at 28 Vdc Contact Configuration: 2PDT Package Type: 1/2 can Size (mm. max.): 26x26x13.34 Coil Voltage: 28 Vdc Operating Temperature Range (°C): -65 to +125 </td> </tr> </table>						3602/004: Contact Rating : 15 A at 28 Vdc Contact Configuration: 4PDT Package Type: can Size (mm. max.): 26x26x26 Coil Voltage: 28 Vdc Operating Temperature Range (°C): -65 to +125	3602/009: Contact Rating : 15 A at 28 Vdc Contact Configuration: 2PDT Package Type: 1/2 can Size (mm. max.): 26x26x13.34 Coil Voltage: 28 Vdc Operating Temperature Range (°C): -65 to +125
3602/004: Contact Rating : 15 A at 28 Vdc Contact Configuration: 4PDT Package Type: can Size (mm. max.): 26x26x26 Coil Voltage: 28 Vdc Operating Temperature Range (°C): -65 to +125	3602/009: Contact Rating : 15 A at 28 Vdc Contact Configuration: 2PDT Package Type: 1/2 can Size (mm. max.): 26x26x13.34 Coil Voltage: 28 Vdc Operating Temperature Range (°C): -65 to +125						
		RELAY, LATCHING, ELECTROMAGNETIC, BASED ON TYPES 3*7B		Current Validity of Qualification		Page	
				Certificate No. 280	Valid Until April 2009	09-02 007	

Types covered by similarity : Variants 01 to 08 are qualified Coil Voltage 12 Vdc		Remarks :Maintenance of qualification testing is underway.		
Procurement Specifications Issues in effect on certification date	Manufacturer	Nature of Approval	Supervising Authority	Date
Generic ESCC 3602	LEACH International Europe Niort France	Qualification	ESTEC	Feb 1982
Detail ESCC 3602/010		Extension	CNES	Jul 1984
		Extension	CNES	Sep 1987
		Extension	CNES	Jul 1992
		Extension	CNES	Jun 1995
		Extension	CNES	Dec 1998
		Extension	CNES	Nov 2001
Characteristics Contact Rating: 2 A at 50 Vdc (100 000 ops) Contact Configuration: 2PDT Package Type: half-crystal can Coil Voltage: 26.5 Vdc Operating Temperature Range (°C): -65 to +125		Extension	CNES	Jun 2005
	RELAY, LATCHING, ELECTROMAGNETIC, TYPE GP 250	Current Validity of Qualification		Page
		Certificate No. 93 G	Valid Until June 2007	09-03 001

Section 10

Component Type: Resistors

Sub-Section	Page No.	Cert.	Type Designation	Manufacturer
10-02			Fixed, Film	
	10-02-006	256 C	Surface Mount, Type MS1	Vishay Electronic (Selb)
10-04			Fixed, Film, High Precision	
	10-04-001	116 J	Type RNC 90	Vishay S.A. Sfernice
10-08			Chip	
	10-08-002	265 B	Type P HR	Vishay S.A. Sfernice
10-09			Flexible, Foil, Heaters	
	10-09-001-1	184 G	Single & Double Layer	IRCA
10-10			Network	
	10-10-001	235 D	Single-in-Line	Vishay S.A. Sfernice


Types covered by similarity :
 Tolerances: $\pm 0.02, 0.05, 0.1, 0.2, 0.5, 1\%$
 Variants 03, 04, 08

Remarks : Maintenance of qualification testing is underway.
 New package fabrication is now located at Nice.

Procurement Specifications Issues in effect on certification date		Manufacturer		Nature of Approval	Supervising Authority	Date
Generic ESCC 4001		Vishay S.A. Division Sfernice Nice France		Qualification	CNES	Dec 1983
Detail ESCC 4001/011				Extension	CNES	Oct 1986
				Extension	CNES	Nov 1989
				Extension	CNES	Jul 1992
				Requalification	CNES	Apr 1994
				Extension	CNES	Sep 1996
				Extension	CNES	Jan 1999
Characteristics: Variants 03, 04, 07, 08 are qualified		Values: E192 series		Extension	CNES	Jul 2001
Extension	CNES	Nov 2003	Apr 2006			

Style	Detail Spec.	Variant	Range (Ω)	Tol. (%)	TC (ppm/ $^{\circ}$ C)	Power Rating (W)	Max. Voltage (V)
RNC 90 (RS92N)	4001/011	07	50 - 100k	0.02 0.05 0.1 0.2 0.5 1.0	$\pm 5, \leq 125^{\circ}\text{C}$ $\pm 10, \leq 125^{\circ}\text{C}$ $\pm 10, >125^{\circ}\text{C}$ and $\leq 175^{\circ}\text{C}$	0.5 @ 70°C 0.3 @ 125°C	300

Operating Temperature Range ($^{\circ}$ C): - 55 to + 175

	RESISTORS, FIXED, FILM, NON HERMETICALLY SEALED, BASED ON TYPE RNC 90	Current Validity of Qualification		Page 10-04 001
		Certificate No. 116 J	Valid Until April 2008	

Types covered by similarity :
 Variants 01, 02, and 03 are qualified

Tolerances: $R \leq 100\Omega$ $\pm 0.1/0.05\%$ TC : ± 25 ppm/°C
 $100 < R \leq 250\Omega$ $\pm 0.1/0.05/0.02\%$
 $R > 250\Omega$ $\pm 0.1/0.05/0.02/0.01\%$.

Remarks : Maintenance of qualification testing is underway.

Procurement Specifications Issues in effect on certification date		Manufacturer	Nature of Approval	Supervising Authority	Date
Generic ESCC 4001		Vishay S.A. Division Sfernice Nice France	Qualification	CNES	May 2001
Detail ESCC 4001/023			Extension	CNES	Oct 2003
			Extension	CNES	Feb 2006

Characteristics

Style	Range (Ω)	Tol. ($\pm\%$)	TC (ppm/°C)	Critical R (Ω)	Limiting Voltage (V)	Type Variant
0603	50 - 0.2M	0.01, 0.02 and 0.05	± 10	12.25k	35	01
0805	50 - 0.25M	0.01, 0.02 and 0.05	± 10	45k	75	02
1206	50 - 1.0M	0.01, 0.02 and 0.05	± 10	40k	100	03

Operating Temperature Range (°C): -55 to 155

Lead material is Type 'E' with Type '4' finish



RESISTORS,
 FILM, FIXED, CHIP, THIN FILM
 BASED ON TYPE P HR

Current Validity of Qualification

Certificate No.

265 B


Valid Until

February 2008

Page

10-08

002

Types covered by similarity :		Remarks :			
Procurement Specifications Issues in effect on certification date		Manufacturer	Nature of Approval	Supervising Authority	Date
Generic ESCC 4009 Detail ESCC 4009/002		IRCA RICA Division Vittorio Veneto Italy	Qualification Extension Extension Extension Extension Extension Extension Extension	ESTEC ESTEC ESTEC ESTEC ESTEC ESTEC ESTEC	Apr 1992 May 1994 Mar 1996 Feb 1998 Apr 2000 Aug 2002 Dec 2004 Aug 2007
Characteristics Single layer and double layer heaters Maximum Ohmic density: 200 ■/cm ² Tolerances: ±2, 3, 5, 10 % Resistance range: 1 Ω to 5000 ■ Heating Area: 1.6 to 1300 cm ² Terminal Lead: 20, 22, 24, 26, 28, 30 AWG Temperature coefficient: (10-6/°C) : 175 Operating temperature range (°C): -65 to +200					
		RESISTORS, HEATERS, FLEXIBLE SINGLE AND DOUBLE LAYER	Current Validity of Qualification		Page
			Certificate No. 184 G	Valid Until August 2009	10-09 001-1

Types covered by similarity :

Remarks : Maintenance of qualification testing is underway.


Procurement Specifications Issues in effect on certification date	Manufacturer	Nature of Approval	Supervising Authority	Date
Generic ESCC 4005	Vishay S.A. Division Sfernice Nice France	Qualification	CNES	Oct 1996
Detail ESCC 4005/003		Extension	CNES	Apr 1999
		Extension	CNES	Jul 2001
		Extension	CNES	Dec 2003
		Extension	CNES	Feb 2006

Characteristics: Variants 01 to 07 in 6, 8, 9 and 10 pin packages are qualified

Detail Spec.	Range (Ω)	Tolerance	TC ($10^{-6}/^{\circ}\text{C}$)	Power Rating of Resistors (mW)	Limiting Element Voltage (U_L)
4005/003	46.4 to 1.0 M	$R \leq 100\Omega, \pm 2.0\%$ $R > 100\Omega, \pm 2.0\%$	± 150	180 for individual R 100 for parallel Rs	100 V

Operating Temperature Range ($^{\circ}\text{C}$): -55 to +125

Values: E48 series


	RESISTORS, NETWORKS, THICK FILM, SINGLE-IN-LINE PACKAGES	Current Validity of Qualification		Page 10-10 001
		Certificate No. 235 D	Valid Until February 2008	

Section 11

Component Type: Thermistors

Sub-Section	Page No.	Cert.	Type Designation	Manufacturer
11-01			NTC	
	11-01-001	266 C	Type G15K4D489 and *K3A35*	Betatherm

Sub-Section	Page No.	Cert.	Type Designation	Manufacturer
12-01			Low Power, NPN	
	12-01-002-3A-B	233 F	Types NPN	ST Microelectronics
	12-01-003-1	106 K	Type 2N2369A	ST Microelectronics
12-02			Low Power, PNP	
	12-02-002-3A-B	234 F	Types PNP	ST Microelectronics
12-10			RF/Microwave, NPN, Low Power, Low Noise	
	12-10-001	230 B	Types BFY 193	Infineon
	12-10-002	245 B	Types BFY 405-450	Infineon
12-15			Microwave, Gallium Arsenide, Power	
	12-15-001	246 A	Types CLY 32	Infineon
12-16			Microwave, Gallium Arsenide	
	12-16-001	213 B	Types CFY66 & 67, High Electron Mobility, Low Noise	Infineon

Types covered by similarity :				Remarks :																													
2N3019																																	
Procurement Specifications Issues in effect on certification date		Manufacturer		Nature of Approval	Supervising Authority	Date																											
Generic ESCC 5000 Detail Please refer to the next page.		ST Microelectronics Rennes France		Qualification Extension Extension Extension Extension Extension Extension	CNES CNES CNES CNES CNES CNES CNES	Sep 1996 Sep 1997 Aug 1998 Nov 1999 Nov 2001 Dec 2003 Mar 2006																											
Characteristics Maximum Ratings:																																	
<table border="0" style="width:100%; border-collapse: collapse;"> <tr> <td style="text-align: center;"><u>2N2222A</u></td> <td style="text-align: center;"><u>2N2484</u></td> <td style="text-align: center;"><u>2N2219A</u></td> <td style="text-align: center;"><u>2N5551</u></td> <td style="text-align: center;"><u>2N3700</u></td> <td style="text-align: center;"><u>2N3019</u></td> <td style="text-align: center;"><u>2N5154</u></td> <td style="text-align: center;"><u>BUX 77</u></td> <td style="text-align: center;"><u>2N 2920A</u></td> </tr> <tr> <td>V_{CBO} (V): 75</td> <td style="text-align: center;">60</td> <td style="text-align: center;">75</td> <td>BV_{CBO} (V): 180</td> <td style="text-align: center;">140</td> <td style="text-align: center;">140</td> <td style="text-align: center;">100</td> <td style="text-align: center;">100</td> <td style="text-align: center;">60</td> </tr> <tr> <td>V_{CEO} (V): 40</td> <td style="text-align: center;">60</td> <td style="text-align: center;">40</td> <td>BV_{CEO} (V): 160</td> <td style="text-align: center;">80</td> <td style="text-align: center;">80</td> <td style="text-align: center;">80</td> <td style="text-align: center;">80</td> <td style="text-align: center;">60</td> </tr> </table>							<u>2N2222A</u>	<u>2N2484</u>	<u>2N2219A</u>	<u>2N5551</u>	<u>2N3700</u>	<u>2N3019</u>	<u>2N5154</u>	<u>BUX 77</u>	<u>2N 2920A</u>	V _{CBO} (V): 75	60	75	BV _{CBO} (V): 180	140	140	100	100	60	V _{CEO} (V): 40	60	40	BV _{CEO} (V): 160	80	80	80	80	60
<u>2N2222A</u>	<u>2N2484</u>	<u>2N2219A</u>	<u>2N5551</u>	<u>2N3700</u>	<u>2N3019</u>	<u>2N5154</u>	<u>BUX 77</u>	<u>2N 2920A</u>																									
V _{CBO} (V): 75	60	75	BV _{CBO} (V): 180	140	140	100	100	60																									
V _{CEO} (V): 40	60	40	BV _{CEO} (V): 160	80	80	80	80	60																									
Packages : TO-18, TO-39, TO-66, TO-77, TO-257, LCCC3, LCCC6 and SMD.5 Operating Temperature Range (°C): - 65 to + 200																																	
		TRANSISTORS, LOW AND HIGH POWER, NPN			Current Validity of Qualification		Page																										
					Certificate No. 233 F	Valid Until March 2008	12-01 002-3 A																										

Types covered by this certificate

ESCC Spec. No.	Component Type	Package	Qualified Variants
5201/001	2N 2484	TO-18, LCCC3	01, 02, 04, 05
5201/002	2N 2222A	TO-18, LCCC3	01, 02, 04, 05
5201/019	2N 5551	TO-18, LCCC3, TO-39	01, 02, 04, 05, 06, 07
5201/003	2N 2219 A	TO-39	01, 02
5201/004	2N 3700	TO-18, LCCC3	01, 02, 04, 05
5203/010	2N 5154, BFX 34	TO-39, TO-257, SMD.5	01, 02, 04, 05, 06
5203/016	BUX 77ESY	TO-257	06, 07
5207/002	2N 2920A	TO-77, and LCCC6	06, 09, 12, 15
5201/011	2N3019	TO-39	03, 04



TRANSISTORS,
 LOW AND HIGH POWER,
 NPN


Current Validity of Qualification


Certificate No.
 233 F

Valid Until
 March 2008

Page

12-01
 002-3 B

Types covered by similarity :		Remarks :				
Procurement Specifications Issues in effect on certification date		Manufacturer	Nature of Approval	Supervising Authority	Date	
Generic ESCC 5000 Detail ESCC 5201/006		ST Microelectronics Rennes France	Qualification Requalification Extension Extension Extension Extension Extension Extension Extension Extension	CNES CNES CNES CNES CNES CNES CNES CNES CNES	Feb 1983 Jul 1987 Apr 1990 Aug 1992 Jun 1995 Sep 1996 Sep 1997 Nov 1999 Nov 2001 Dec 2003 Mar 2006	
Characteristics: Variants 01, 02, 04 and 05 are qualified h_{FE} min/max: 40/120 at $I_C = 10$ mA t_{on} : 12 ns $V_{CE SAT}$: 0.5V at $I_C = 100$ mA t_{off} : 18 ns Maximum Ratings: P_D : 360 mW at $T_{amb} + 25^\circ C$; BV_{CBO} : 40 V; BV_{CEO} : 15 V; I_C : 500 mA, 10 μ sec pulse Package Types: TO-18 and LCCC3 Operating Temperature Range ($^\circ C$): -65 to +200						
		TRANSISTORS, LOW POWER, NPN, TYPE 2N 2369A		Current Validity of Qualification		Page
				Certificate No.	Valid Until	12-01
				106 K	March 2008	003-1

Types covered by similarity : 2N3350, 2N4033				Remarks :																													
Procurement Specifications Issues in effect on certification date		Manufacturer		Nature of Approval	Supervising Authority	Date																											
Generic ESCC 5000 Detail Please refer to the next page.		ST Microelectronics Rennes France		Qualification	CNES	Sep 1996																											
				Extension	CNES	Sep 1997																											
				Extension	CNES	Aug 1998																											
				Extension	CNES	Nov 1999																											
				Extension	CNES	Nov 2001																											
				Extension	CNES	Jan 2004																											
				Extension	CNES	Mar 2006																											
Characteristics Maximum Ratings: <table border="1"> <thead> <tr> <th></th> <th><u>2N2905A</u></th> <th><u>2N2907A</u></th> <th><u>2N3350</u></th> <th><u>2N3810</u></th> <th><u>2N4033</u></th> <th><u>2N5153</u></th> <th><u>BUX 78</u></th> <th><u>2N5401</u></th> </tr> </thead> <tbody> <tr> <td>BV_{CBO} (V):</td> <td>60</td> <td>60</td> <td>60</td> <td>60</td> <td>80</td> <td>100</td> <td>100</td> <td>160</td> </tr> <tr> <td>BV_{CEO} (V):</td> <td>60</td> <td>60</td> <td>45</td> <td>60</td> <td>80</td> <td>80</td> <td>80</td> <td>150</td> </tr> </tbody> </table> Packages : TO-18, TO-39, TO-77, TO-78, TO-257, LCCC3, LCCC6 and SMD.5 Operating Temperature Range (°C): -65 to +200					<u>2N2905A</u>	<u>2N2907A</u>	<u>2N3350</u>	<u>2N3810</u>	<u>2N4033</u>	<u>2N5153</u>	<u>BUX 78</u>	<u>2N5401</u>	BV _{CBO} (V):	60	60	60	60	80	100	100	160	BV _{CEO} (V):	60	60	45	60	80	80	80	150			
	<u>2N2905A</u>	<u>2N2907A</u>	<u>2N3350</u>	<u>2N3810</u>	<u>2N4033</u>	<u>2N5153</u>	<u>BUX 78</u>	<u>2N5401</u>																									
BV _{CBO} (V):	60	60	60	60	80	100	100	160																									
BV _{CEO} (V):	60	60	45	60	80	80	80	150																									
 European Space Components Coordination	TRANSISTORS, LOW AND HIGH POWER, PNP			Current Validity of Qualification		Page																											
				Certificate No.	Valid Until	12-02																											
				234 F	March 2008	002-3 A																											

Types covered by this certificate

ESCC Spec. No.	Component Type	Package	Qualified Variants
5202/002	2N 2905A	TO-39	01, 02
5202/001	2N 2907A	TO-18 and LCCC3	01, 02, 04, 05
5202/014	2N 5401	TO-18 and LCCC3	01, 02, 04, 05
5204/002	2N 5153	TO-39, TO-257, SMD.5	01, 02, 04, 05, 06
5204/006	BUX 78ESY	TO-257	06, 07
5207/005	2N 3810	TO-78, and LCCC6	02, 05, 07, 09
5207/003	2N 3350	TO-77, and LCCC6	02, 03, 04, 05
5202/008	2N4033	TO-39, and LCCC3	01, 02, 04, 05



TRANSISTORS,
LOW AND HIGH POWER,
PNP


Current Validity of Qualification


Certificate No.
234 F

Valid Until
March 2008

Page

12-02
002-3 B

Types covered by similarity : All variants are qualified (BFY 405, 420, and 450)		Remarks : Requalification testing is underway.					
Procurement Specifications Issues in effect on certification date		Manufacturer	Nature of Approval	Supervising Authority	Date		
Generic ESCC 5010		Infineon Technologies AG München Germany	Qualification	DARA	Jun 1997		
Detail ESCC 5611/008			Extension	DLR	Jan 2000		
			Extension	DLR	Dec 2003		
Characteristics for BFY 450:							
V_{CEO} (V)max. 4.5 V_{CBO} (V)max.: 15 I_C (mA)max.: 100 I_B (mA)max.: 10 h_{fe} min./max. 50/150 @ $V_{CE}= 1.0$ V, $I_C= 20$ mA NF (dB) max. @ 1.8 GHz 2.0 @ $V_{CE}= 2.0$ V, $I_C= 10$ mA f_T (GHz) min. @ 1.0 GHz 18 @ $V_{CE}= 3.0$ V, $I_C= 90$ mA							
Package: "Micro-X" Total Power Dissipation (P_{tot})= 450 mW Operating Temperature Range (°C): $T_{op} = - 65$ to + 175							
		TRANSISTORS, MICROWAVE, SMALL SIGNAL, BIPOLAR BASED ON TYPE BFY 450			Current Validity of Qualification		Page
					Certificate No.	Valid Until	12-10
					245 B	December 2005	002

Types covered by similarity :		Remarks : Requalification testing is underway.			
Procurement Specifications Issues in effect on certification date		Manufacturer	Nature of Approval	Supervising Authority	Date
Generic ESCC 5010 Detail ESCC 5614/006		Infineon Technologies AG München Germany	Qualification Extension	DLR DLR	Nov 1997 Jan 2000
Characteristics for CLY 32: V_{DS} (V)max. 14 V_{DG} (V)max.: 16 V_{GS} (V)max.: -6.0 P_O (dBm) min. 32 @ $V_{DS}=9.0$ V, $f=2.0$ GHz, $P_{IN}=21$ dBm, power matched η_{add} (%) min. 45 @ $V_{DS}=9.0$ V, $f=2.0$ GHz, $P_{IN}=21$ dBm, power matched Package: "MWP 25" Total Power Dissipation (P_{tot})= 7.5 W Channel Temperature Range ($^{\circ}C$): $T_{ch} = -65$ to $+175$					
		TRANSISTORS,			Page
		MICROWAVE, METAL SEMICONDUCTOR FIELD EFFECT, POWER, GALLIUM ARSENIDE BASED ON TYPE CLY 32			Current Validity of Qualification Certificate No. 246 A Valid Until January 2002 12-15 001-1

Types covered by similarity :
 All variants are qualified

Remarks : Requalification testing is underway.

Procurement Specifications Issues in effect on certification date	Manufacturer	Nature of Approval	Supervising Authority	Date
Generic ESCC 5010	Infineon Technologies AG München Germany	Qualification	DARA	Apr 1994
Detail ESCC 5613/002		Extension	DLR	Jan 2000
ESCC 5613/004		Extension	DLR	Dec 2003


Characteristics (@ 12 GHz):

		NFmin.(dB)	Ga (dB)
5613/002	variants 1 & 3	0.8	10
lattice matched	variants 2 & 4	1.0	9.5
5613/004	variants 1 & 3	0.8	11
pseudo-morphic	variants 2 & 4	1.0	10.5

Package: "MICRO-X"

Total Power Dissipation (P_{tot})=200 mW derated from +31 °C


Storage Temperature Range (°C): $T_{stg} = -65$ to +150


 <p>European Space Components Coordination</p>	<p>TRANSISTORS, HIGH ELECTRON MOBILITY, GALLIUM ARSENIDE, MICROWAVE, LOW NOISE, SMALL SIGNAL, BASED ON TYPES CFY 66 and CFY 67</p>	Current Validity of Qualification		Page
		Certificate No.	Valid Until	12-16
		213 B	December 2005	001


Section 13


Component Type: Wires and Cables


Sub-Section	Page No.	Cert.	Type Designation	Manufacturer
13-01			Low Frequency	
	13-01-001-1	07 L	Polyimide, Types FA-3901-1, FA 3901-2	Draka Fileca
	13-01-001-2	09 L	Polyimide, Types 1871-1872	Nexans
	13-01-001-3	132 J	Polyimide, Types 3901002**B	Axon' Cable
	13-01-003	08 L	PTFE, Types MTV-BTV	Nexans
	13-01-004-1	138 G	Polyimide, Type SPC	Gore
	13-01-004-2	219 F	Polyimide, Type SPL	Gore
	13-01-004-3	268 B	Polyimide, Type 3901019**B	Axon' Cable
	13-01-005-1	159 G	Crosslinked PTFE, Type Silver-Plated Copper	Tyco Electronics
	13-01-005-2	267 C	Crosslinked PTFE, Type Silver-Plated Copper	Axon' Cable
	13-01-008	215 F	PTFE, Polyimide / PFA Insulated, Type SPP	Gore
	13-01-009	216 E	PTFE, Polyimide / PFA Insulated, Shielded, Type SPM	Gore
	13-01-010-1	229 E	Polyimide, Insulated, Shielded, Type SPLD, Drain Wire	Gore
	13-01-011-1	257 C	Crosslinked Modified ETFE, Type Silver-Plated Copper, Lightweight	Tyco Electronics
13-02			Coaxial, RF, Flexible	
	13-02-001	24 M	PTFE/Polyimide, Type 50 CIS	Nexans
	13-02-002-1	255 D	Coaxial, Triaxial, Balanced Shielded Line	Gore


Types covered by similarity : FA 3901-1 Variants 24 to 47 are qualified FA 3901-2 Variants 31 to 73 are qualified		Remarks :				
Procurement Specifications Issues in effect on certification date		Manufacturer	Nature of Approval	Supervising Authority	Date	
Generic ESCC 3901 Detail ESCC 3901/001 3901/002		Draka Fileca Ste-Genevieve France	Qualification	CNES	Jan 1979	
Characteristics Voltage Rating, maximum (Vrms): 600 Temperature Range (°C): -100 to +200			Extension	CNES	Sep 1981	
			Extension	CNES	Jan 1984	
			Extension	CNES	Aug 1986	
			Extension	CNES	Jan 1989	
			Extension	CNES	Apr 1991	
			Extension	CNES	Jun 1993	
			Extension	CNES	Jun 1995	
			Extension	CNES	Aug 1997	
			Extension	CNES	Aug 1999	
			Extension	CNES	Jan 2002	
Extension	CNES	Jan 2004				
Extension	CNES	Feb 2006				
		WIRES AND CABLES, LOW FREQUENCY, POLYIMIDE INSULATION, BASED ON TYPES FA 3901-1, FA 3901-2			Current Validity of Qualification	Page
		Certificate No.		Valid Until	13-01 001-1	
		07 L		February 2008		


Types covered by similarity :		Remarks : Maintenance of qualification testing is underway.			
Medium weight	1871 -n/1871 - 871 (3901/001)	Variants 24 to 47 are qualified			
Light weight	1872 -n/1872 - 872 (3901/002)	Variants 31 to 73 are qualified			
Procurement Specifications Issues in effect on certification date		Manufacturer	Nature of Approval	Supervising Authority	
Generic ESCC 3901		Nexans Draveil France	Qualification	CNES	Jan 1979
Detail ESCC 3901/001			Extension	CNES	Sep 1981
3901/002			Extension	CNES	Dec 1983
Characteristics			Extension	CNES	Mar 1987
Voltage Rating, maximum (Vrms) : 600			Extension	CNES	Jul 1989
Temperature Range (°C): -100 to +200			Extension	CNES	Sep 1991
			Extension	CNES	Aug 1993
			Extension	CNES	Sep 1995
			Extension	CNES	Aug 1997
			Extension	CNES	Aug 1999
		Extension	CNES	Aug 2001	
		Extension	CNES	Aug 2003	
		Extension	CNES	Nov 2005	
 ESCC <small>European Space Components Coordination</small>	WIRES AND CABLES, LOW FREQUENCY, POLYIMIDE INSULATION, BASED ON TYPES 1871 - 1872		Current Validity of Qualification		Page
			Certificate No.	Valid Until	13-01
		09 L	November 2007	001-2	


Types covered by similarity : All variants are qualified.		Remarks :			
Procurement Specifications Issues in effect on certification date		Manufacturer	Nature of Approval	Supervising Authority	Date
Generic ESCC 3901 Detail ESCC 3901/001 3901/002		AXON' CABLE Montmirail France	Qualification	ESTEC	Dec 1985
Characteristics Voltage Rating, maximum (Vrms) : 600 Temperature Range(°C): -100 to +200			Extension	ESTEC	Jul 1988
			Extension	ESTEC	Jul 1990
			Extension	ESTEC	Nov 1993
			Extension	ESTEC	Jan 1996
			Extension	ESTEC	May 1999
			Extension	CNES	Jun 2002
			Extension	CNES	Sep 2004
			Extension	CNES	Oct 2004
			Extension	CNES	Mar 2007
			WIRES AND CABLES, LOW FREQUENCY, POLYIMIDE INSULATION, BASED ON TYPES 3901001**B and 3901002**B	Current Validity of Qualification	
Certificate No. 132 J	Valid Until March 2009			13-01 001-3	


Types covered by similarity : Variants 01 to 78 are qualified - MTV - BTV - MTV/G - BTV/G - MTV/BF/G - BTV/BF/G		Remarks :Maintenance of qualification testing is underway.			
Procurement Specifications Issues in effect on certification date		Manufacturer	Nature of Approval	Supervising Authority	Date
Generic ESCC 3901		Nexans Draveil France	Qualification	CNES	Jan 1979
Detail ESCC 3901/013			Extension	CNES	Sep 1981
			Extension	CNES	Dec 1983
			Extension	CNES	Mar 1987
			Extension	CNES	Jul 1989
			Extension	CNES	Sep 1991
			Extension	CNES	Aug 1993
			Extension	CNES	Sep 1995
			Extension	CNES	Aug 1997
			Extension	CNES	Aug 1999
		Extension	CNES	Aug 2001	
		Extension	CNES	Aug 2003	
		Extension	CNES	Nov 2005	
Characteristics Voltage Rating, maximum, (Vrms): 600 Temperature Range, (°C): -100 to +200					
	<p style="text-align: center;">WIRES AND CABLES, LOW FREQUENCY, PTFE/POLYIMIDE INSULATION, BASED ON TYPES MTV-BTV</p>		Current Validity of Qualification		Page
			Certificate No. 08 L	Valid Until November 2007	13-01 003


Types covered by similarity : Variants 01-66 are qualified		Remarks :				
Procurement Specifications Issues in effect on certification date		Manufacturer	Nature of Approval	Supervising Authority	Date	
Generic ESCC 3901		W.L. Gore & Co Pleinfeld Germany	Qualification	DLR	Aug 1986	
Detail ESCC 3901/009			Extension	ESTEC	Dec 1988	
			Extension	DARA	Jul 1991	
			Extension	DARA	Aug 1993	
			Extension	DARA	Feb 1996	
			Extension	DLR	Feb 1998	
			Requalification	DLR	Nov 2004	
			Extension	DLR	Apr 2007	
Characteristics Voltage Rating, maximum, (Vrms): 600 Temperature Range, (°C): -150 to +150						
		WIRES AND CABLES, LOW FREQUENCY, POLYIMIDE INSULATION BASED ON TYPE SPC 2110			Current Validity of Qualification	Page
		Certificate No. 138 G		Valid Until April 2009	13-01 004-1	


Types covered by similarity : Variants 1-94 are qualified		Remarks :				
Procurement Specifications Issues in effect on certification date		Manufacturer	Nature of Approval	Supervising Authority	Date	
Generic ESCC 3901		W.L. Gore & Co Pleinfeld Germany	Qualification	DARA	Nov 1994	
Detail ESCC 3901/019			Extension	DARA	Nov 1996	
			Extension	DLR	Oct 1998	
			Extension	DLR	Oct 2000	
			Extension	DLR	Nov 2002	
			Extension	DLR	Nov 2004	
			Extension	DLR	Oct 2006	
Characteristics Voltage Rating, maximum, (Vrms): 600 Temperature Range, (°C): -200 to +200						
		WIRES AND CABLES, LOW FREQUENCY, POLYIMIDE INSULATION BASED ON TYPE SPL			Current Validity of Qualification	Page
		Certificate No. 219 F		Valid Until October 2008	13-01 004-2	


Types covered by similarity : Variants of construction AWG 12 to 28 All variants are qualified with the exception of variants 01, 09, 17, 24, 25, 32, 48, 56, 64, 72 and 79.		Remarks :				
Procurement Specifications Issues in effect on certification date		Manufacturer	Nature of Approval	Supervising Authority	Date	
Generic ESCC 3901		AXON' CABLE Montmirail France	Qualification	CNES	Jun 2002	
Detail ESCC 3901/019			Extension	CNES	Sep 2004	
			Extension	CNES	Mar 2007	
Characteristics AWG 12 to 28 inclusive are qualified Voltage Rating, maximum, (Vrms): 600 Temperature Range, (°C): -100 to +200						
		WIRES AND CABLES, LOW FREQUENCY, POLYIMIDE INSULATION BASED ON TYPE 3901019**B		Current Validity of Qualification		Page
				Certificate No. 268 B	Valid Until March 2009	13-01 004-3



Types covered by similarity : AWG 28 based variants are not qualified: variants 02, 12, 22, 32, 42, 52, 62 and 72		Remarks : This product is not intended for manned space applications.				
Procurement Specifications Issues in effect on certification date		Manufacturer	Nature of Approval	Supervising Authority	Date	
Generic ESCC 3901		Tyco Electronics Dorcan, Swindon England	Qualification	RAE	Feb 1989	
Detail ESCC 3901/012			Extension	RAE	Jul 1992	
			Extension	DRA	Mar 1995	
			Extension	DERA	Sep 1997	
			Extension	DERA	Oct 1999	
			Extension	QinetiQ	Nov 2001	
			Extension	QinetiQ	Nov 2003	
			Extension	QinetiQ	Nov 2007	
Characteristics Maximum voltage: 600 Vrms Operating temperature range (°C): -100 to +200						
		WIRES AND CABLES, LOW FREQUENCY, 600V, SILVER-PLATED COPPER, EXTRUDED CROSSLINKED FLUOROPOLYMER INSULATION, BASED ON TYPE 55/995X		Current Validity of Qualification		Page
				Certificate No. 159 G	Valid Until November 2007	13-01 005-1


Types covered by similarity : All variants are qualified.		Remarks : This product is not intended for manned space applications.					
Procurement Specifications Issues in effect on certification date		Manufacturer	Nature of Approval	Supervising Authority	Date		
Generic ESCC 3901		AXON' CABLE Montmirail France	Qualification	CNES	Mar 2002		
Detail ESCC 3901/012			Extension	CNES	Feb 2003		
			Extension	CNES	Sep 2004		
			Extension	CNES	Mar 2007		
Characteristics							
Wire code ISO 2635							
Voltage Rating, maximum (Vrms) : 600							
Temperature Range(°C): -100 to +200							
		WIRES AND CABLES, LOW FREQUENCY, 600V, SILVER-PLATED COPPER, EXTRUDED CROSSLINKED FLUOROPOLYMER INSULATION BASED ON TYPE 3901012**B			Current Validity of Qualification		Page
					Certificate No. 267 C	Valid Until March 2009	13-01 005-2


Types covered by similarity :		Remarks :			
Procurement Specifications Issues in effect on certification date		Manufacturer	Nature of Approval	Supervising Authority	Date
Generic ESCC 3901 Detail ESCC 3901/017		W.L. Gore & Co Pleinfeld Germany	Qualification	DARA	Jul 1994
Characteristics Voltage Rating, maximum, (Vrms): 600V Temperature Range, (°C): -200 to +200 Expanded PTFE, extruded polyimide/fluorthermoplast insulation			Extension	DARA	Sep 1996
			Extension	DLR	Aug 1998
			Extension	DLR	Aug 2000
			Extension	DLR	Aug 2002
			Extension	DLR	Nov 2004
Extension	DLR		Aug 2006		
		Current Validity of Qualification		Page	
		Certificate No. 215 F	Valid Until August 2008	13-01 008	
POWER WIRES FOR CRIMPING, LOW FREQUENCY, BASED ON TYPE SPP					

Types covered by similarity : Variants 01 to 88 are qualified.		Remarks : Maintenance of qualification testing is underway.				
Procurement Specifications Issues in effect on certification date		Manufacturer	Nature of Approval	Supervising Authority	Date	
Generic ESCC 3901		W.L. Gore & Co Pleinfeld Germany	Qualification	DARA	Jul 1994	
Detail ESCC 3901/018			Extension	DARA	Sep 1997	
			Extension	DLR	Aug 1999	
			Extension	DLR	Aug 2001	
			Extension	DLR	Aug 2003	
			Extension	DLR	Nov 2005	
Characteristics Voltage Rating, maximum, (Vrms): 600 Temperature Range, (°C): -200 to +200 Expanded PTFE, polyimide / FEP, sintered PTFE insulated wires. Expanded PTFE, extruded polyimide / fluorothermoplast insulated cables, shielded and jacketed.						
		WIRES AND CABLES, LOW FREQUENCY, INSULATED, POLYIMIDE/FLUOROTHERMOPLAST, BASED ON TYPE SPM		Current Validity of Qualification		Page
				Certificate No. 216 E	Valid Until November 2007	13-01 009

Types covered by similarity : All variants (01 to 41) are qualified		Remarks :			
Procurement Specifications Issues in effect on certification date		Manufacturer	Nature of Approval	Supervising Authority	Date
Generic ESCC 3901		W.L. Gore & Co Pleinfeld Germany	Qualification	DARA	Feb 1996
Detail ESCC 3901/021			Extension	DLR	Feb 1998
			Extension	DLR	Feb 2000
			Extension	DLR	Feb 2002
			Extension	DLR	Feb 2004
			Extension	DLR	Feb 2006
Characteristics Voltage Rating, maximum, (Vrms): 600 Temperature Range, (°C): -200 to +200					
		POLYIMIDE INSULATED SHIELDED CABLES WITH DRAIN WIRE, LOW FREQUENCY, BASED ON TYPE SPLD			Page
		Current Validity of Qualification		Page	
		Certificate No.	Valid Until	13-01	
		229 E	February 2008	010-1	

Types covered by similarity : 3901/020: All variants (01 - 80) except variants with wire sizes ISO 2635-004, 010 and 012 are not qualified 3901/022: All variants (01 - 72) except variants with wire sizes ISO 2635-004, 010 and 012 are not qualified		Remarks :					
Procurement Specifications Issues in effect on certification date		Manufacturer	Nature of Approval	Supervising Authority	Date		
Generic ESCC 3901 Detail ESCC 3901/020 ESCC 3901/022		Tyco Electronics Dorcan, Swindon England	Qualification	DERA	Oct 1999		
			Extension	QinetiQ	Jan 2002		
			Extension	QinetiQ	Jan 2005		
			Extension	BNSC	Feb 2007		
Characteristics Wires and Cables variants consist of 1, 2, 3 and 4 cores with and without jackets and shields ESCC Detail Specification No. 3901/020 cables are silver-plated copper braided, and ESCC Detail Specification No. 3901/022 cables are silver-plated copper spiral shielded, Wire sizes are in accordance with ISO 2635. Maximum voltage: 600 Vrms Operating temperature range (°C): -100 to +200							
 		WIRES AND CABLES, LOW FREQUENCY, 600V, SILVER-PLATED COPPER, EXTRUDED CROSSLINKED MODIFIED ETFE, LIGHTWEIGHT			Current Validity of Qualification		Page
					Certificate No.	Valid Until	13-01
			257 C	February 2009	011-1		


Types covered by similarity :		Remarks :Maintenance of qualification testing is underway.				
Procurement Specifications Issues in effect on certification date		Manufacturer	Nature of Approval	Supervising Authority	Date	
Generic ESCC 3902 Detail ESCC 3902/001		Nexans Draveil France	Qualification Extension Extension Extension Extension Extension Extension Extension Extension Extension Extension Extension Extension Extension	CNES CNES CNES CNES CNES CNES CNES CNES CNES CNES CNES CNES CNES CNES	July 1979 Feb 1982 July 1984 Mar 1987 July 1989 Sept 1991 Aug 1993 Sep 1995 Aug 1997 Jan 1998 Aug 1999 Aug 2001 Aug 2003 Nov 2005	
Characteristics Variants 01, 02, and 03 are qualified Miniature 50 ohms PTFE Dielectric, Polyimide Jacketed, Double Shield, and Shielded/ Jacketed Maximum voltage: 900 Vrms Operating Temperature Range (°C): -100 to +200						
		WIRES AND CABLES, RF COAXIAL, PTFE/POLYIMIDE INSULATION, BASED ON TYPE 50 CIS		Current Validity of Qualification		Page
		Certificate No. 24 M	Valid Until November 2007	13-02 001		


Types covered by similarity : Variants 03 to 06, 10 to 12, 13 and 20 to 25 are qualified		Remarks :				
Procurement Specifications Issues in effect on certification date		Manufacturer	Nature of Approval	Supervising Authority	Date	
Generic ESCC 3902		W.L. Gore & Co Pleinfeld Germany	Qualification	DLR	Jan 1999	
Detail ESCC 3902/002			Extension		Feb 2001	
			Extension		Feb 2003	
			Extension		Mar 2005	
			Extension		Mar 2007	
Characteristics Variants encompass coaxial, triaxial, and balanced shielded line Operating Voltage (Continuous), maximum ratings, (Vrms): Variant 03 180 Variants 04, 10, 21, 22, 23, 24 200 Variants 06, 25 250 All Other Variants 300 AWG Range: 20, 22, 24, 26, 28, 30 dependent on variant Temperature Range, (°C): -200 to +180						
		WIRES AND CABLES, RADIO FREQUENCY, FLEXIBLE, COAXIAL, TRIAxIAL AND SYMMETRIC, BASED ON TYPES GCX, GTX, GSC AND GBL		Current Validity of Qualification		Page
				Certificate No. 255 D	Valid Until March 2009	13-02 002-1


Section 14

Component Type: Miscellaneous

Sub-Section	Page No.	Cert.	Type Designation	Manufacturer
14-01			Passive Devices, RF	
	14-01-002-2	185 C	Coaxial Loads, to 22 GHz	Radiall
	14-01-004	178 D	Attenuators, Type R413	Radiall
14-03			Switches	
	14-03-003	275 A	Thermostatic, Bimetallic	COMEPA

Types covered by similarity :		Remarks : Maintenance of qualification testing is underway.																					
Procurement Specifications Issues in effect on certification date		Manufacturer	Nature of Approval	Supervising Authority	Date																		
Generic ESCC 3403		RADIALL La Verpillière France	Qualification	CNES	Jul 1992																		
Detail ESCC 3403/006			Extension	CNES	Jun 1997																		
Characteristics Operating Temperature Range (°C): -55 to +125			Extension	CNES	Jan 2002																		
			Extension	CNES	Apr 2005																		
<table border="1"> <thead> <tr> <th>Type</th> <th>Detail Spec.</th> <th>Frequency Range (GHz)</th> <th>Rated Pin (W)</th> <th>Impedance (Ω)</th> </tr> </thead> <tbody> <tr> <td>3403/006</td> <td>3403/006</td> <td>0 - 22</td> <td>1</td> <td>50</td> </tr> </tbody> </table>		Type	Detail Spec.	Frequency Range (GHz)	Rated Pin (W)	Impedance (Ω)	3403/006	3403/006	0 - 22	1	50												
Type	Detail Spec.	Frequency Range (GHz)	Rated Pin (W)	Impedance (Ω)																			
3403/006	3403/006	0 - 22	1	50																			
<table border="1"> <thead> <tr> <th rowspan="2">Type</th> <th colspan="4">VSWR max</th> </tr> <tr> <th>0<f(GHz)≤4</th> <th>4<f(GHz)≤12.4</th> <th>12.4<f(GHz)≤18.4</th> <th>18.4<f(GHz)≤22</th> </tr> </thead> <tbody> <tr> <td>1</td> <td>1.05</td> <td>1.10</td> <td>1.15</td> <td>1.20</td> </tr> <tr> <td>2</td> <td>1.05</td> <td>1.15</td> <td>1.20</td> <td>1.25</td> </tr> </tbody> </table>		Type	VSWR max				0<f(GHz)≤4	4<f(GHz)≤12.4	12.4<f(GHz)≤18.4	18.4<f(GHz)≤22	1	1.05	1.10	1.15	1.20	2	1.05	1.15	1.20	1.25			
Type	VSWR max																						
	0<f(GHz)≤4	4<f(GHz)≤12.4	12.4<f(GHz)≤18.4	18.4<f(GHz)≤22																			
1	1.05	1.10	1.15	1.20																			
2	1.05	1.15	1.20	1.25																			
		PASSIVE DEVICES, R.F. COAXIAL LOADS, 0 - 22 GHZ BASED ON TYPE R4404		Current Validity of Qualification		Page																	
				Certificate No.	Valid Until	14-01																	
				185 C	April 2007	002-2																	

Types covered by similarity : Variants 01 to 31		Remarks : Maintenance of qualification testing is underway.					
Procurement Specifications Issues in effect on certification date		Manufacturer	Nature of Approval	Supervising Authority	Date		
Generic ESCC 3403		RADIALL La Verpillière France	Qualification	CNES	Jan 1991		
Detail ESCC 3403/005			Extension	CNES	Jan 1994		
			Extension	CNES	Jun 1997		
			Extension	CNES	Mar 2002		
			Extension	CNES	Apr 2005		
Characteristics Frequency range (GHz): 0 - 22 Attenuation (dB): 0 - 20 Temperature range (°C): -55 to +125							
		R.F. ATTENUATORS FIXED, COAXIAL BASED ON TYPE R413			Current Validity of Qualification		Page
					Certificate No. 178 D	Valid Until April 2007	14-01 004

Types covered by similarity : Variants 01 to 06 are qualified		Remarks : Maintenance of qualification testing is underway.				
Procurement Specifications Issues in effect on certification date		Manufacturer	Nature of Approval	Supervising Authority	Date	
Generic ESCC 3702		COMEPA BAGNOLET France	Qualification	CNES	March 2004	
Detail ESCC 3702/001			Re-qualification	CNES	August 2005	
Characteristics Range Of Components: Grade 1 and Grade Y Maximum Ratings: Rated Current (I _R): 4 A (30 V _{dc} resistive) Operating Temperature Range (°C): -50 to +150						
		SWITCHES, THERMOSTATIC, BIMETALLIC, SPST, OPENING CONTACT, BASED ON TYPE Th 47		Current Validity of Qualification		Page
				Certificate No. 275 A	Valid Until August 2007	14-03 003