








ESCC QUALIFIED PARTS LIST
REP005



Updated 15 - April - 2009







	General Information	
As affected		
Section/Page No.	Description	
Section 01 01-02-004-1	Index of Capacitors Type II, High Voltage from AVX (N.I.)	Amended
Section 04	Index of Diodes Page numbers amended	Amended see index
Section 07	Index of Inductors Page numbers amended	Amended see index
Section 08	Index of Microcircuits Page numbers amended	Amended see index
Section 10 10-07-001	Index of Resistors Types SMP, SMS, SMT from Isabellenhütte Page numbers amended	Amended Amended see index
Section 14	Index of Miscellaneous Page numbers amended	Amended see index
		
		Qualified Parts List
		DOCUMENT CHANGES
		Change Date: 15 April 2009



	General Information	
As affected		
Section/Page No.	Description	
Section 01	Index of Capacitors	Amended
01-02-002-1	Type II from AVX/TPC	Amended
01-04-001-2	Type CLR 79 from Arcotronics	Deleted
01-02-003-1	Type PM94S from Eurofarad	Amended
Section 02	Index of Connectors	
02-01-001-1	D*M Series, Rectangular C&K Components	Amended
02-02-001-1	D*MA Series Rectangular C&K Components	Amended
02-02-003	DBAS Series Circular from Deutsch	Amended
02-03-001-1	HE 801 Series from Hypertac	Amended
02-03-002-1	KMC Series from Hypertac	Amended
02-03-003-1	MHD Series from Hypertac	Amended
02-03-004-1	IHD INTERPOSER from Hypertac	Amended
02-05-001-1	MDM Series, Rectangular from C&K Components	Amended
02-05-002-1	MTB Series, Rectangular from C&K Components	Amended
Section 04	Index of Diodes	
04-05-003-2	Varactor, DH 267 from Chelton	Amended
Section 10	Index of Resistors	
10-09-001-1	Single & Double Layer from IRCA	Amended
Section 13	Index of Wires and Cables	
13-01-001-3	Polyimide, Types 3901002**B from Axon' Cable	Amended
13-01-004-1	Polyimide, Type SPC from Gore	Amended
13-01-004-3	Polyimide, Types 3901019**B from Axon' Cable	Amended
13-01-005-2	Crosslinked PTFE, Type Silver Plated Copper from Axon	Amended
13-02-002-1	Coaxial, Triaxial, Balanced Shielded Line from Gore	Amended
		Qualified Parts List
		Change Date: 15 March 2009



	General Information	
As affected		
Section/Page No.	Description	
Section 04 04-02-002-1A-B	Index of Diodes Types STPS20H100 from STMicroelectronics	Amended Extended
Section 13 13-01-011-1	Index of Wires and Cables Crosslinked, Modified ETFE, Type Silver-Plated Copper, Lightweight from Tyco Electronics	Amended Extended
		
<p style="text-align: center;">Qualified Parts List DOCUMENT CHANGES</p> <p style="text-align: center;">Change Date: 15 February 2009</p>		



	General Information			
As affected				
Section/Page No.	Description			
Section 01 01-01-006 01-02-004-1 01-11-001	Index of Capacitors Ceramic, Fixed, Type II, High Voltage from AVX (N.I.) Ceramic, Fixed Chip, Type II, High Voltage from AVX (N.I.) Type 101M, 201M, 400M and 401M from Chelton	Amended Extended Extended Amended		
Section 02 02-03-001-2	Index of Connectors HE 801 Series from Hypertac UK	Amended Extended		
Section 04 04-02-002-1	Index of Diodes Types STPS20H100 from STMicroelectronics	Amended		
 			Qualified Parts List DOCUMENT CHANGES	Change Date: 15 January 2009



	General Information	
As affected		
Section/Page No.	Description	
Section 01 01-01-006 01-02-004-1 01-11-001	Index of Capacitors Ceramic, Fixed, Type II, High Voltage from AVX (N.I.) Ceramic, Fixed Chip, Type II, High Voltage from AVX (N.I.) Type 101M, 201M, 400M and 401M from Chelton	Amended Amended Amended Added
Section 02 02-02-007-1 02-03-001-2	Index of Connectors Series III, Circular, Miniature from SOURIAU HE 801 Series from Hypertac UK	Amended Amended
Section 10 10-10-001	Index of Resistors Single-in-Line Network from Vishay S.A. Sfernice	Amended
 	Qualified Parts List DOCUMENT CHANGES	
Change Date: 15 December 2008		



	General Information	
As affected	Tyco M/A Com is now known as Cobhem MAL Ltd.	
Section/Page No.	Description	
Section 04 04-05-003-1A	Index of Diodes PIN and Varactors from Cobham MAL Ltd.	Amended Extended
Section 10 10-07-001	Index of Resistors Types SMP, SMS, SMT from Isabellenhütte	Amended Added
Section 11 11-01-001	Index of Thermistors Type G15K4D489 and *K3A35* from Betatherm	Amended Extended
Section 13 13-01-004-2 13-01-005-1 10-01-011-1	Index of Wires and Cables Polyimide, Types SPL from Gore Crosslinked PTFE, Type Silver-Plated Copper from Tyco Crosslinked ETFE, Type Silver-Plated Copper Lightweight from Tyco Electronics	Amended Extended Amended Amended
 	Qualified Parts List	
	Change Date: 15 November 2008	

	General Information		
As affected	Section 18 Added : Optoelectronics		
Section/Page No.	Description		
Section 01 01-05-002-1	Index of Capacitors Type KM94S from Eurofarad	Amended Deleted	
Section 04 04-07-001	Index of Diodes Photodiode, Sensor from OSI	Amended Moved to 18	
Section 12 12-01-002-3B 12-02-002-3B	Index of Transistors Type NPN from STMicroelectronics Type PNP from STMicroelectronics	Amended Amended	
Section 18 18-04-001	Index of Optoelectronics Photodiode, Sensor from OSI	Added Added	
			Qualified Parts List
			Change Date: 15 October 2008

	General Information		
As affected			
Section/Page No.	Description		
Section 04 04-02-003-1	Index of Diodes Types BVW-81, BYV52, BYV54 from STMicroelectronics	Amended	
Section 10 10-04-001	Index of Resistors Type RNC 90 from Vishay S.A. Sfernice	Amended Extended	
Section 13 13-01-008	Index of Wires and Cables PTFE, Polyimide/PFA insulated, Type SPP from W.L. Gore	Amended Extended	
 			Qualified Parts List DOCUMENT CHANGES
			Change Date: 15 September 2008

	General Information	
As affected		
Section/Page No.	Description	
Section 01 01-01-006 01-02-004	Index of Capacitors Ceramic, Type II, High Voltage from AVX (N.I.) Ceramic, Chip Type II, High Voltage from AVX N.I.)	Amended Amended
Section 04 04-05-003-1A	Index of Diodes Microwave, Silicon PIN and Varactors from Tyco M/A Com	Amended
Section 06 06-01-001	Index of Fuses Type MGA-S from Schurter	Amended
Section 10 10-04-001	Index of Resistors Type RNC 90 from Vishay S.A. Sfernice	Amended
Section 11 11-01-001	Index of Thermistors Type G15K4D489 and *K3A35* from Betatherm	Amended
Section 13 13-01-011-1	Index of Wires and Cables Crosslinked, Modified ETEF, Type Silver-Plated Copper, Lightweight from Tyco Electronics	Amended
 	Qualified Parts List	
	Change Date: 15 August 2008	

	General Information	
As affected		
Section/Page No.	Description	
Section 04 04-02-002-1 04-02-003-1	Index of Diodes Type STPS20H100 from STMicroelectronics Types BYW-81, BYV52, BYV54 from STMicroelectronics	Amended Extended Extended
Section 07 07-01-001	Index of Inductors Types MSC1, 10k, 12k, 20k and H01 from Microspire	Amended
Section 12 12-01-002-3A-B 12-01-003-1 12-02-002-3A-B	Index of Transistors Types NPN from STMicroelectronics Types 2N2369A from STMicroelectronics Types PNP from STMicroelectronics	Amended Extended Extended Extended
 	Qualified Parts List DOCUMENT CHANGES	
	Change Date: 15 July 2008	

	General Information	
As affected		
Section/Page No.	Description	
Section 01 01-01-005	index of Capacitors Type II, High Capacitance from AVX (N.I.)	Amended Extended
Section 05 05-01-001A	Index of Filters Types SFC, SFL, SFP from Eurofarad	Amended Extended
Section 06 06-01-001	Index of Fuses Type MGA-S from Schurter	Amended Added
Section 07 07-01-001	Index of Inductors Types MSC1, 10000, 12000, 20000 from Microspire	Amended Extended
Section 14 14-03-003	Index of Miscellaneous Thermostatic, Bimetallic from Comepa	Amended Extended
 		Qualified Parts List
		Change Date: 15 June 2008



	General Information	
As affected		
Section/Page No.	Description	
Section 02 02-01-001-2 02-02-001-2	Index of Connectors D*M Series, Rectangular from SOURIAU D*MA Series, Rectangular from SOURIAU	Amended Extended Extended
Section 04 04-02-002-1 04-02-003-1	Index of Diodes Type STPS20H100 from STMicroelectronics Types BYW-81, BYV52, BYV-54 from STMicroelectronics	Amended Amended
Section 07 07-01-001	Index of Inductors Types MSC1, 10000, 12000, 20000 from Microspire	Amended
Section 10 10-08-002	Index of Resistors Type P HR from Vishay S.A. Sfernice	Amended Extended
Section 12 12-01-002-3A-B 12-01-003-1 12-02-002-3A-B	Index of Transistors Types NPN from STMicroelectronics Types 2N2369A from STMicroelectronics Types PNP from STMicroelectronics	Amended Amended Amended
Section 13 13-01-001-2 13-01-003 13-02-001	Index of Wires and Cables Polyimide, Types 1871-1872 from Nexans PTFE, Types MTV-BTV from Nexans PTFE/Polyimide, Types 50 CIS from Nexans	Amended Extended Extended Extended
Section 14 14-03-003	Index of Miscellaneous Thermostatic, Bimetallic from Comepa	Amended
 	Qualified Parts List	
	Change Date: 15 May 2008	

TABLE OF CONTENTS

<u>SECTION</u>		<u>PAGE</u>
	Document Changes	-
	Table of Contents	1
1	Foreword	2
2	Procurors' Responsibility	2
3	Use of Tables	2
4	Revision Procedure	2
5	Table of Qualified Component Types	3
Appendices		
'A'	Qualified Components List	4

1. FOREWORD

This document contains a list of components that have been qualified to the rules of the ESCC System and are intended for use in ESA and other spacecraft and associated equipment in accordance with the requirements of the ECSS Standard ESCC-Q-60.

It is permitted to advertise the ESCC qualification status of a product provided such publicity or advertisement does not state or imply that the product is the only qualified or capability approved one of that particular type, range or family.

2. PROCURORS' RESPONSIBILITY

When procuring ESCC qualified or capability approved components, the procurer is responsible for ensuring that the qualification or capability approval status is valid and that delivered components fulfill the specified requirements of the applicable ESCC specifications. The procurer is advised to utilise the ESCC non-conformance system in the event that a qualified or capability approved manufacturer delivers non-conforming components.

3. USE OF TABLES

3.1 Publication

The individual entries are published in sections within this document and are presented by manufacturer on the web, the starting point for which is:

<https://escies.org/public/escq/qpl>

3.2 Type Designation

The referenced type (style) designations are derived from industrial standards (i.e., JEDEC PRO-ELECTRON, MIL, IEC and CECC). The purpose is to identify the similarity of a listed qualified component to a standard type designation.

3.3 Components Characteristics

The electrical characteristics are listed for guidance only and, unless otherwise stated, are specified at +25°C. The precise characteristics of the qualified component are defined in the referenced ESCC specification.

3.4 Manufacturer

Plant locations are indicated in the individual listing; contact information is given in full on the appropriate web pages accessed from:

<https://escies.org/public/escq/qpl>

4. REVISION PROCEDURE

Amendments to earlier issues of the QPL implemented herein are indicated by the date on the front page and by the content of the "Document Changes" pages. The latter provides the changes over a one year period. The same issue date appears on the table at the start of each Section on the Appendix irrespective of whether changes have been made in a particular section. This indicates the information has been reviewed and is current. Finally, it should be noted that the ESA/SCC System is superseded by the ESCC (European Space Components Coordination) System.



5. TABLE OF QUALIFIED COMPONENTS

Components qualified to the ESCC System are grouped by component type designations. Individual components are listed within the relevant sections as indicated in Table 5.1

TABLE 5.1

Section	Component Types
01	Capacitors
02	Connectors
03	Crystals
04	Diodes
05	Filters
06	Fuses
07	Inductors
08	Microcircuits
09	Relays
10	Resistors
11	Thermistors
12	Transistors
13	Wires and Cables
14	Miscellaneous
18	Optoelectronics


APPENDIX A


Qualified Components List


Section 01**Component Type: Capacitors**


Sub-Section	Page No.	Cert.	Type Designation	Manufacturer
01-01			Ceramic, Fixed	
	01-01-005	231 E	Type II, High Capacitance	AVX (N.I.)
	01-01-006	262 C	Type II, High Voltage	AVX (N.I.)
01-02			Ceramic, Fixed, Chip	
	01-02-001-1	109 H	Type I	AVX/TPC
	01-02-002-1	110 H	Type II	AVX/TPC
	01-02-004-1	264 C	Type II, High Voltage	AVX (N.I.)
01-03			Tantalum, (Solid), Fixed, Electrolytic	
	01-03-004	196 C	Type TAJ	AXV (GB)
01-05			Fixed, Film	
	01-05-001-1	251 D	Type HT86PS, High Voltage	Eurofarad
	01-05-003-1	270 B	Type PM94S	Eurofarad
01-11			Semiconductor	
	01-11-001	286	Type 101M, 201M, 400M and 401M	Chelton

**SECTION 01-**: INDEX OF CAPACITORS****REP005 Updated on 15-Apr-09**

Types covered by similarity: ±20% tolerance		Remarks: Capacitors no longer use a varnish finish.		
Procurement Specifications	Manufacturer	Nature of Approval	Supervising Authority	Date
Generic ESCC 3001 Detail ESCC 3001/030	AVX Limited Coleraine Northern Ireland	Qualification Extension Extension Extension Extension	DRA DERA DERA QinetiQ QinetiQ BNSC	Jul 1996 Jul 1999 Jul 2001 Oct 2003 Mar 2006 Jun 2008
<p>Characteristics: E12 series</p> <p>Qualified Range:</p> <p>Variants 01 to 74 capacitance range for 50V, 100V and 200V, as per Detail Specification Variants 01 to 52, and 59 to 60, for 500V are qualified ±10% tolerance</p> <p>Operating Temperature Range (°C): -55 to +125</p>				
	<p>CAPACITORS, CERAMIC, TYPE II, HIGH CAPACITANCE, BASED ON CASE STYLES BR, CV, AND CH</p>	Current Validity of Qualification		Page
		Certificate 231 E	Valid Until June 2010	01-01 005

Types covered by similarity: ±20% tolerance		Remarks:		
Procurement Specifications	Manufacturer	Nature of Approval	Supervising Authority	Date
Generic ESCC 3001	AVX Limited Coleraine Northern Ireland	Qualification	DERA	Sep 2000
Detail ESCC 3001/034		Extension	QinetiQ	Aug 2002
		Extension	QinetiQ	Mar 2006
		Extension	BNSC	Jan 2009
<p>Characteristics: E12 series</p> <p>Qualified Range:</p> <p>Variants 01 to 22 are qualified ±10% tolerance</p> <p>Operating Temperature Range (°C): -55 to +125</p>				
	<p>CAPACITORS, CERAMIC, TYPE II, HIGH VOLTAGE, 1.0 TO 5.0 KV, BASED ON CASE STYLES VR, CV, AND CH</p>	Current Validity of Qualification		Page
		Certificate 262 C	Valid Until January 2011	01-01 006

Types covered by similarity: Variants 01 and 06 are qualified Values covered by ESCC Specifications defined below. Tolerance (\pm): 0.5pF; 2, 5, 20%								Remarks:				
Procurement Specifications				Manufacturer				Nature of Approval	Supervising Authority	Date		
Generic ESCC 3009 Detail ESCC 3009/003 3009/004 3009/005 3009/006 3009/022				AVX/TPC St Apollinaire France				Qualification	CNES	Feb 1983		
								Extension	CNES	Sep 1986		
								Requalification	CNES	Apr 1992		
								Extension	CNES	Jan 1995		
								Extension	CNES	Jun 1998		
								Extension	CNES	Nov 2000		
								Extension	CNES	Jun 2003		
								Requalification	CNES	Feb 2005		
								Extension	CNES	May 2007		
Characteristics: Operating Temp. Range ($^{\circ}$ C), -55 to +125												
Style	Model	Detail Spec.	Variants	Capacitance Range (pF)	Rated Volt. (V)	Tolerance (\pm %)	TC (ppm/ $^{\circ}$ C)					
0805	A_12C	3009/003	01, 06	4.7 to 9.1 10 to 1500	50, 100 50, 100	0.5pF 1, 2, 5, 10	\pm 30					
1206	A_20C	3009/022	01, 06	10 to 3900	50, 100	1, 2, 5, 10	\pm 30					
1210	A_13C	3009/004	01, 06	22 to 6800	50, 100	1, 2, 5, 10	\pm 30					
1812	A_14C	3009/005	01, 06	100 to 15000	50, 100	1, 2, 5, 10	\pm 30					
2220	A_15C	3009/006	01,06	470 to 33000	50, 100	1, 2, 5, 10	\pm 30					
 ESCC European Space Components Coordination QPL								CAPACITORS, CERAMIC, FIXED, CHIP, TYPE I		Current Validity of Qualification		Page
								Certificate		Valid Until		01-02
								109 H		May 2009		001-1

Types covered by similarity: Tolerance ($\pm\%$): 10, 20%		Remarks: Maintenance of qualification testing is under-way.		
Procurement Specifications	Manufacturer	Nature of Approval	Supervising Authority	Date
Generic ESCC 3009 Detail ESCC 3009/008 3009/009 3009/010 3009/011 3009/023	AVX/TPC St Apollinaire France	Qualification Extension Requalification Extension Extension Extension Extension Extension Requalification Extension	CNES CNES CNES CNES CNES CNES CNES CNES CNES CNES	Feb 1983 Sep 1986 Oct 1992 Mar 1995 Jun 1998 Nov 2000 Jun 2003 Feb 2005 May 2007
Characteristics: See Table on next page Operating Temperature Range ($^{\circ}\text{C}$), -55 to +125				
	CAPACITORS, CERAMIC, FIXED, CHIP, TYPE II	Current Validity of Qualification		Page
		Certificate 110 H	Valid Until May 2009	01-02 002-1A

Characteristics:

Style	Model	Detail Spec.	Variants	Capacitance Range (pF)			Rated Volt. (V)	Tol. (±%)
0805	A_12G	3009/008	01, 06	10000	to	47000	25	5, 10, 20
				3900	to	27000	50	5, 10, 20
				820	to	10000	100	5, 10, 20
0805	A612Z	3009/008	07	27000	to	68000	25, 50	5, 10, 20
				10000	to	47000	100	
1210	A_13G	3009/009	01, 06	47000	to	220000	25	5, 10, 20
				33000	to	120000	50	5, 10, 20
				3900	to	47000	100	5, 10, 20
1210	A613Z	3009/009	07	100000	to	330000	25, 50	5, 10, 20
				47000	to	220000	100	
1812	A_14G	3009/010	01, 06	82000	to	470000	25	5, 10, 20
				56000	to	270000	50	5, 10, 20
				6800	to	82000	100	5, 10, 20
1812	A614Z	3009/010	07	220000	to	680000	25, 50	5, 10, 20
				82000	to	470000	100	
2220	A_15G	3009/011	01, 06	180000	to	1000000	25	5, 10, 20
				100000	to	680000	50	5, 10, 20
				18000	to	180000	100	5, 10, 20
2220	A615Z	3009/011	07	470000	to	1500000	25, 50	5, 10, 20
				180000	to	1000000	100	
1206	A_20G	3009/023	01, 06	27000	to	100000	25	5, 10, 20
				12000	to	68000	50	5, 10, 20
				2200	to	22000	100	5, 10, 20
1206	A620Z	3009/023	07	47000	to	150000	25, 50	5, 10, 20
				27000	to	100000	100	



CAPACITORS,
CERAMIC, FIXED,
CHIP, TYPE II

Current Validity of Qualification

Certificate

110 H


Valid Until


May 2009


Page


01-02

002-1B

Types covered by similarity: ±20% tolerance				Remarks:																																
Procurement Specifications		Manufacturer		Nature of Approval	Supervising Authority	Date																														
Generic ESCC 3009		AVX Limited Coleraine Northern Ireland		Qualification	DERA	Feb 2001																														
Detail ESCC 3009/034				Extension	QinetiQ	Apr 2003																														
				Extension	QinetiQ	May 2006																														
				Extension	BNSC	Jan 2009																														
<p>Characteristics: E12 series</p> <p>Qualified Range: Variants 01 to 12 are qualified</p> <p>Terminations: Variants 01 to 12: metallised pads</p> <p>Operating Temperature Range (°C): -55 to +125</p>		<table border="1"> <thead> <tr> <th>Style</th> <th>Rated Voltage (kV)</th> <th colspan="2">Capacitance Range (pF)</th> <th>Tol. (±%)</th> </tr> </thead> <tbody> <tr> <td rowspan="3">1812</td> <td>1.0</td> <td>3 900</td> <td>to 22 000</td> <td>10</td> </tr> <tr> <td>2.0</td> <td>1 500</td> <td>to 1 800</td> <td>10</td> </tr> <tr> <td>3.0</td> <td>820</td> <td>to 1 000</td> <td>10</td> </tr> <tr> <td rowspan="3">1825</td> <td>1.0</td> <td>27 000</td> <td>to 56 000</td> <td>10</td> </tr> <tr> <td>2.0</td> <td>2 200</td> <td>to 6 800</td> <td>10</td> </tr> <tr> <td>3.0</td> <td>820</td> <td>to 2 700</td> <td>10</td> </tr> </tbody> </table>				Style	Rated Voltage (kV)	Capacitance Range (pF)		Tol. (±%)	1812	1.0	3 900	to 22 000	10	2.0	1 500	to 1 800	10	3.0	820	to 1 000	10	1825	1.0	27 000	to 56 000	10	2.0	2 200	to 6 800	10	3.0	820	to 2 700	10
Style	Rated Voltage (kV)	Capacitance Range (pF)		Tol. (±%)																																
1812	1.0	3 900	to 22 000	10																																
	2.0	1 500	to 1 800	10																																
	3.0	820	to 1 000	10																																
1825	1.0	27 000	to 56 000	10																																
	2.0	2 200	to 6 800	10																																
	3.0	820	to 2 700	10																																
		CAPACITORS, FIXED, CHIP, CERAMIC, TYPE II, HIGH VOLTAGE, BASED ON 1812 and 1825			Current Validity of Qualification		Page																													
					Certificate	Valid Until	01-02																													
					264 C	January 2011	004-1																													

Types covered by similarity:		Remarks:		
Procurement Specifications	Manufacturer	Nature of Approval	Supervising Authority	Date
Generic ESCC 3012	AVX Limited Paignton England	Qualification	DRA	Jun 1993
Detail ESCC 3012/001		Extension	DERA	Apr 2001
		Extension	QinetiQ	Apr 2003
		Extension	BNSC	Mar 2008
Characteristics:				
Variants 01 to 07 and 11 to 17 are qualified				
 ESCC <small>European Space Components Coordination</small> QPL	CAPACITORS, LEADLESS SURFACE MOUNTED, TANTALUM, SOLID ELECTROLYTE, TYPE TAJ		Current Validity of Qualification	Page
			Certificate	Valid Until
		196 C	March 2010	004

Types covered by similarity: All values defined by the ESCC Detail Specification 20% tolerance by variant where applicable		Remarks:																																											
Procurement Specifications		Manufacturer	Nature of Approval	Supervising Authority	Date																																								
Generic ESCC 3006 Detail ESCC 3006/022		EUROFARAD Lagny sur Marne France	Qualification Extension Extension Extension Extension	CNES CNES CNES CNES CNES	Aug 1998 Jan 2001 Aug 2003 Dec 2005 Apr 2008																																								
Characteristics: Operating Temperature Range, (°C): -55 to +125																																													
<table border="1"> <thead> <tr> <th colspan="2">Capacitance Range (pF)</th> <th>Tol. (±%)</th> <th>U_R(V)</th> </tr> </thead> <tbody> <tr> <td>33 000</td> <td>to 2 200 000</td> <td>10</td> <td>1 500</td> </tr> <tr> <td>15 000</td> <td>to 1 500 000</td> <td>10</td> <td>2 500</td> </tr> <tr> <td>15 000</td> <td>to 1 000 000</td> <td>10</td> <td>3 500</td> </tr> <tr> <td>6 800</td> <td>to 470 000</td> <td>10</td> <td>5 000</td> </tr> <tr> <td>2 200</td> <td>to 220 000</td> <td>10</td> <td>7 500</td> </tr> <tr> <td>1 000</td> <td>to 100 000</td> <td>10</td> <td>10 000</td> </tr> <tr> <td>3 300</td> <td>to 68 000</td> <td>10</td> <td>12 500</td> </tr> <tr> <td>1 500</td> <td>to 33 000</td> <td>10</td> <td>15 000</td> </tr> <tr> <td>680</td> <td>to 15 000</td> <td>10</td> <td>20 000</td> </tr> </tbody> </table>						Capacitance Range (pF)		Tol. (±%)	U _R (V)	33 000	to 2 200 000	10	1 500	15 000	to 1 500 000	10	2 500	15 000	to 1 000 000	10	3 500	6 800	to 470 000	10	5 000	2 200	to 220 000	10	7 500	1 000	to 100 000	10	10 000	3 300	to 68 000	10	12 500	1 500	to 33 000	10	15 000	680	to 15 000	10	20 000
Capacitance Range (pF)		Tol. (±%)	U _R (V)																																										
33 000	to 2 200 000	10	1 500																																										
15 000	to 1 500 000	10	2 500																																										
15 000	to 1 000 000	10	3 500																																										
6 800	to 470 000	10	5 000																																										
2 200	to 220 000	10	7 500																																										
1 000	to 100 000	10	10 000																																										
3 300	to 68 000	10	12 500																																										
1 500	to 33 000	10	15 000																																										
680	to 15 000	10	20 000																																										
		CAPACITORS, FIXED, RECONSTITUTED MICA, HIGH VOLTAGE, BASED ON TYPE HT86PS		Current Validity of Qualification		Page																																							
				Certificate 251 D	Valid Until April 2010	01-05 001-1																																							

Types covered by similarity: All values defined by the ESCC Detail Specification ±20% (E6 Series) tolerance by variant where applicable		Remarks: Maintenance of qualification testing is under-way.																																					
Procurement Specifications		Manufacturer		Date																																			
Generic ESCC 3006 Detail ESCC 3006/024		EUROFARAD Lagny sur Marne France		Qualification Extension Extension Aug 2002 Apr 2005 Aug 2007																																			
<p>Characteristics: E12 Series</p> <p>Sizes Available 01, 02, 03, 04</p> <p>Maximum dimensions (mm): 01: 10.7 x 10.7 x B 02: 15.5 x 15.5 x B 03: 16.5 x 15.5 x B 04: 18.5 x 17.0 x B</p> <p>Where B= 6, 8, 10, 12, 14, 15 depending on capacitance value Operating Temperature Range, (°C): -55 to +125</p>		<table border="1"> <thead> <tr> <th colspan="3">Capacitance Range (µF)</th> <th>Tol. (±%)</th> <th>U_R(V)</th> </tr> </thead> <tbody> <tr> <td>2.2</td> <td>to</td> <td>47</td> <td>10</td> <td>50</td> </tr> <tr> <td>1.5</td> <td>to</td> <td>22</td> <td>10</td> <td>63</td> </tr> <tr> <td>0.56</td> <td>to</td> <td>12</td> <td>10</td> <td>100</td> </tr> <tr> <td>0.33</td> <td>to</td> <td>5.6</td> <td>10</td> <td>200</td> </tr> <tr> <td>0.22</td> <td>to</td> <td>4.7</td> <td>10</td> <td>250</td> </tr> <tr> <td>0.10</td> <td>to</td> <td>1.8</td> <td>10</td> <td>400</td> </tr> </tbody> </table>			Capacitance Range (µF)			Tol. (±%)	U _R (V)	2.2	to	47	10	50	1.5	to	22	10	63	0.56	to	12	10	100	0.33	to	5.6	10	200	0.22	to	4.7	10	250	0.10	to	1.8	10	400
Capacitance Range (µF)			Tol. (±%)	U _R (V)																																			
2.2	to	47	10	50																																			
1.5	to	22	10	63																																			
0.56	to	12	10	100																																			
0.33	to	5.6	10	200																																			
0.22	to	4.7	10	250																																			
0.10	to	1.8	10	400																																			
	<p>CAPACITORS, FIXED, SURFACE MOUNT, D.C. SELF-HEALING, NON-INDUCTIVE, POLYTEREPHALATE DIELECTRIC, BASED ON TYPE PM94S</p>		Current Validity of Qualification		Page																																		
			Certificate 270 B	Valid Until August 2009	01-05 003-1																																		

Types covered by similarity:
 All variants defined by the ESCC Detail Specification.
 Unless otherwise stated in Table 1(a) of the Detail Specification, 10% and 20% tolerance are available.

Remarks:

Procurement Specifications	Manufacturer	Nature of Approval	Supervising Authority	Date
Generic ESCC 5010 Detail ESCC 5711/002	CHELTON Les Ulis France	Qualification	CNES	Dec 2008

Characteristics: Operating Temperature Range, (°C): -55 to +150

Type	Capacitance Range (pF)	U _R (V)
400M106A & C 400M10xA & 107C 400M108A & C 400M110A & C 400M113J & 114J	8.2, 10, 12, 15 18, 22, 27, 33, 39 47, 56, 68 81, 100 10	40
101M106A & C 101M10xA & 107C 101M108A & C	3.9, 4.7, 5.6, 6.8 10, 12, 15 22, 27, 33, 39	100
201M106C 201M106A 201M10xA & 107C 201M108A & C 201M111J & 112J	2.2, 2.7, 3.3 0.1X (201M106C, -107C, -108C) + 210M106C 3.9, 4.7, 5.6, 6.8, 8.2 10, 12, 15, 18 0.25 & 0.4	200
401M111J 401M112J	0.125 0.2	400




CAPACITORS,
 MICROWAVE, SILICON, NAKED DIE, MOS,
 BASED ON TYPES 101M, 201M, 400M AND 401M



Current Validity of Qualification		Page
Certificate	Valid Until	01-11
286	December 2010	001



Section 02



Component Type: Connectors


Sub-Section	Page No.	Cert.	Type Designation	Manufacturer
02-01			Multipin, Solder Contacts	
	02-01-001-1	71 L	D*M Series, Rectangular	C&K COMPONENTS
	02-01-001-2	155 H	D*M Series, Rectangular	SOURIAU
02-02			Multipin, Crimp Contacts	
	02-02-001-1	72 L	D*MA Series, Rectangular	C&K COMPONENTS
	02-02-001-2	156 G	D*MA Series, Rectangular	SOURIAU
	02-02-003	25 K	DBAS Series, Circular	Deutsch
	02-02-005	220 D	Series I, Circular, Crimp	SOURIAU
	02-02-006	221 D	Series II, Circular, Crimp	SOURIAU
	02-02-007-1	222 D	Series III, Circular, Miniature	SOURIAU
	02-02-008	223 C	Series III, Hermetic	SOURIAU
02-03			Printed Circuit Board	
	02-03-001-1	99 J	HE 801 Series	HYPERTAC
	02-03-001-2	217 E	HE 801 Series	HYPERTAC UK
	02-03-002-1	149 G	KMC Series	HYPERTAC
	02-03-003-1	250 C	MHD Series	HYPERTAC
	02-03-004-1	281	IHD INTERPOSER	HYPERTAC
02-04			R.F. Coaxial	
	02-04-001	68 J	SMA Series	Radiall
	02-04-002	283	SMA 2.9	Radiall
02-05			Micro-miniature, Crimp Contacts	
	02-05-001-1	140 J	MDM Series, Rectangular	C&K COMPONENTS
	02-05-002-1	141 J	MTB Series, Rectangular	C&K COMPONENTS


Types covered by similarity: Range defined in the corresponding Detail Specifications.		Remarks: Maintenance of qualification testing is under-way.			
Procurement Specifications		Manufacturer	Nature of Approval	Supervising Authority	Date
Generic ESCC 3401		C&K COMPONENTS Dole France	Qualification	CNES	Feb 1981
Detail ESCC 3401/001 3401/004 3401/022 3401/040			Extension	CNES	Jun 1983
			Extension	CNES	Sep 1986
			Extension	CNES	Oct 1988
			Extension	CNES	Jun 1989
			Extension	CNES	Sep 1991
			Extension	CNES	Apr 1994
			Extension	CNES	Jan 1997
			Extension	CNES	Jan 2000
			Extension	CNES	Apr 2003
	Extension	CNES	Aug 2005		
	Extension	CNES	Aug 2007		
Characteristics: Range of Contacts: 9, 15, 25, 37 and 50 contacts size 20 for standard arrangements 3W3, 5W1 to 47W1 combined contact arrangements 15, 26, 44, 62, 78 and 104 contacts size 22 for high density contact arrangements Mounting Type: Blank: standard mounting holes Y: floating mount E: captive nuts Gold-plated non-magnetic coating Coaxial contact arrangements: 3401/004 variants 01 to 20 Power contact arrangements: 3401/040 variants 01 to 12 Operating Temperature Range (°C): -55 to +125					
	CONNECTORS, ELECTRICAL, SOLDER AND WIRE WRAP CONTACTS, RECTANGULAR RECEPTACLE AND PLUG, BASED ON TYPE D*M		Current Validity of Qualification		Page
			Certificate	Valid Until	02-01
			71 L	August 2009	001-1



Types covered by similarity: Complete range as defined in the Detail Specifications except high density 104 contacts arrangement, coaxial and power contacts and arrangement 3401/022: variants 01 to 16, 44 to 57, 65 to 80 3401/072: variants 01 to 04, 41 to 45		Remarks:			
Procurement Specifications		Manufacturer	Nature of Approval	Supervising Authority	Date
Generic ESCC 3401		SOURIAU Connection Technology Marolles en Brie France	Qualification	CNES	Sep 1988
			Extension	CNES	Apr 1991
Detail ESCC 3401/001			Extension	CNES	Jan 1994
3401/022			Extension	CNES	Jul 1996
3401/072			Extension	CNES	Oct 1997
			Extension	CNES	Mar 2000
			Extension	CNES	Apr 2003
			Extension	CNES	Mar 2006
			Extension	CNES	May 2008
Characteristics: Range of Contacts: Size 20: 9, 15, 25, 37 and 50 contacts. Range of Contacts: Size 22:15, 26, 44, 62, 78 contacts. Mounting Type= blank: standard mounting holes Y: floating mount E: captive nuts Gold-plated non-magnetic coating Operating Temperature Range (°C): -55 to +125					
 	CONNECTORS, ELECTRICAL, SOLDER AND WIRE WRAP CONTACTS, NON-REMOVABLE, RECTANGULAR RECEPTACLE AND PLUG, BASED ON TYPE D*M		Current Validity of Qualification		Page
			Certificate	Valid Until	02-01
			155 H	May 2010	001-2



Types covered by similarity: Range defined in the corresponding Detail Specifications.		Remarks: Maintenance of qualification testing is under-way.			
Procurement Specifications		Manufacturer	Nature of Approval	Supervising Authority	Date
Generic ESCC 3401	Detail ESCC 3401/002 3401/005 3401/020 3401/021	C&K COMPONENTS Dole France	Qualification	CNES	Feb 1981
			Extension	CNES	Jun 1983
			Extension	CNES	Sep 1986
			Extension	CNES	Oct 1988
			Extension	CNES	Jun 1989
			Extension	CNES	Sep 1991
			Extension	CNES	Apr 1994
			Extension	CNES	Jan 1997
			Extension	CNES	Jan 2000
			Extension	CNES	Apr 2003
	Extension	CNES	Aug 2005		
	Extension	CNES	Aug 2007		
Characteristics: Range of Contacts: 9, 15, 25, 37 and 50 contacts size 20* for standard contact arrangements *Accepts wire sizes AWG # 20 to 24 (standard bucket: variants 01 and 02) *Accepts wire sizes AWG # 26 and 28 (reduced bucket: variants 03 and 04) *Accepts wire size AWG # 18 and 20 (large bucket: variants 05 to 06) 15, 26, 44, 62, 78 and 104 contacts size 22** for high density contact arrangements ** Accepts wire sizes AWG # 22 to 26 (standard bucket: variants 07 to 08) Gold-plated non-magnetic coating Operating Temperature Range (°C): -55 to +125 Connector Savers: For usage with above connector range					
 	CONNECTORS, ELECTRICAL, CRIMP CONTACTS, RECTANGULAR RECEPTACLE AND PLUG, BASED ON TYPE D*MA		Current Validity of Qualification		Page
			Certificate	Valid Until	02-02
		72 L	August 2009	001-1	


Types covered by similarity: Complete range as defined in the Detail Specifications except high density 104 contacts arrangement 3401/022: variants 01 to 16, 44 to 57, 65 to 80 3401/072: variants 01 to 04, 41 to 45		Remarks:			
Procurement Specifications		Manufacturer	Nature of Approval	Supervising Authority	Date
Generic ESCC 3401	SOURIAU Connection Technology Marolles en Brie France	Qualification Extension Extension Extension Extension Extension Extension Extension	CNES CNES CNES CNES CNES CNES CNES CNES	Sep 1988 Apr 1991 Jan 1994 Jul 1996 Mar 2000 Apr 2003 Mar 2006 May 2008	
Detail ESCC 3401/002					
3401/005					
3401/020					
3401/021					
3401/022					
3401/072					
Characteristics: Connectors:- *Accepts wire sizes AWG # 20 to 24 (standard bucket: variants 01 and 02) *Accepts wire sizes AWG # 26 and 28 (reduced bucket: variants 03 and 04) *Accepts wire size AWG # 22, 24 and 26 (contact AWG # 22 for high density, contact arrangements, variants 07 and 08) Range of Contacts: 9, 15, 25, 37 and 50 contacts size 20 for standard contact arrangements 15, 26, 44, 62, 78 contacts size 22 for high density contact arrangements Gold-plated non-magnetic coating Operating Temperature Range (°C): -55 to +125 Connector Savers- For usage with above connector range					
 	CONNECTORS AND CONNECTOR SAVER, ELECTRICAL, CRIMP CONTACTS, REMOVABLE RECTANGULAR RECEPTACLE AND PLUG, BASED ON TYPE D*MA		Current Validity of Qualification		Page
			Certificate	Valid Until	02-02
		156 G	May 2010	001-2	


Types covered by similarity: All variants defined in the Detail Specifications.				Remarks: Maintenance of qualification testing is under-way. Maximum Ratings are stated for one isolated contact.																				
Procurement Specifications			Manufacturer		Nature of Approval		Supervising Authority	Date																
Generic ESCC 3401 Detail ESCC 3401/008 3401/009 3401/012			Cie DEUTSCH Evreux France		Qualification Extension Extension Extension Extension Extension Extension Extension Extension Extension Extension Extension Extension Extension Extension		CNES CNES CNES CNES CNES CNES CNES CNES CNES CNES CNES CNES CNES CNES CNES	Jul 1979 Nov 1982 Nov 1985 Oct 1989 Apr 1992 Aug 1994 Feb 1997 May 1999 Aug 2001 Nov 2004 May 2007																
Characteristics: <table border="1"> <tr> <td>Wire Sizes (AWG) #</td> <td>8</td> <td>10</td> <td>12, 14</td> <td>16, 20</td> <td>20, 24</td> <td>18, 22</td> <td>26, 30</td> </tr> <tr> <td>Max Rating (A)</td> <td>46</td> <td>33</td> <td>23</td> <td>13</td> <td>7.5</td> <td>10</td> <td>2.0</td> </tr> </table> <p>Variants 01 to 20 are qualified</p> <p>Cylindrical Multicontacts Range of shell sizes: 3, 7, 12, 19, 27, 37, 61 contacts in wire size AWG # 20 and solder gauge 8 Other arrangements with contacts size AWG 22, 20, 16, 12 and 8</p> <p>Operating Temperature Range (°C): -65 to +200</p>									Wire Sizes (AWG) #	8	10	12, 14	16, 20	20, 24	18, 22	26, 30	Max Rating (A)	46	33	23	13	7.5	10	2.0
Wire Sizes (AWG) #	8	10	12, 14	16, 20	20, 24	18, 22	26, 30																	
Max Rating (A)	46	33	23	13	7.5	10	2.0																	
 ESCC European Space Components Coordination QPL			CONNECTORS, MINIATURE, ELECTRICAL, CIRCULAR, PUSH-PULL COUPLING, REMOVABLE CRIMP CONTACTS, BASED ON TYPE DBAS				Current Validity of Qualification		Page															
							Certificate	Valid Until	02-02															
							25 K	May 2009	003															


Types covered by similarity: All connector variants are qualified For 3401/058, variants 01 to 14 are qualified For 3401/062, variants 01 to 27 are qualified		Remarks:													
Procurement Specifications		Manufacturer	Nature of Approval	Supervising Authority	Date										
Generic ESCC	3401	SOURIAU Connection Technology Marolles en Brie France	Qualification	CNES	May 1995										
Detail ESCC	3401/052		Extension	CNES	Mar 1998										
	3401/058		Extension	CNES	Jul 2001										
	3401/062		Extension	CNES	Jun 2005										
<p>Characteristics:</p> <table border="1"> <thead> <tr> <th>Contact Size</th> <th>Ratings (A)</th> </tr> </thead> <tbody> <tr> <td>8</td> <td>46.0</td> </tr> <tr> <td>12</td> <td>23.0</td> </tr> <tr> <td>16</td> <td>13.0</td> </tr> <tr> <td>20</td> <td>7.5</td> </tr> </tbody> </table> <p>Range: # 20 with standard contact arrangements 3, 6, 10, 19, 26, 32, 41, 53, 61 # 22 with high density arrangements 6, 13, 22, 37, 55, 66, 79, 100, 128</p> <p>Other arrangements with contact sizes: 20, 16, 12, 8 Receptacle and Plug Shell Sizes: 09, 11, 13, 15, 17, 19, 21, 23, 25 Operating Temperature Range (°C): -65 to +200</p>		Contact Size	Ratings (A)	8	46.0	12	23.0	16	13.0	20	7.5				
Contact Size	Ratings (A)														
8	46.0														
12	23.0														
16	13.0														
20	7.5														
		CONNECTORS, ELECTRICAL, CIRCULAR, BAYONET COUPLING, SCOOP-PROOF, REMOVABLE CRIMP CONTACTS, BASED ON TYPE MIL-C-38999, SERIES I		Current Validity of Qualification		Page									
				Certificate	Valid Until	02-02									
				220 D	March 2010	005									


Types covered by similarity: For 3401/044, all variants are qualified For 3401/045, variants 01 to 08 are qualified For 3401/062, variants 01 to 27 are qualified		Remarks:											
Procurement Specifications		Manufacturer	Nature of Approval	Supervising Authority	Date								
Generic ESCC	3401	SOURIAU Connection Technology Marolles en Brie France	Qualification	CNES	May 1995								
Detail ESCC	3401/044		Extension	CNES	Mar 1998								
	3401/045		Extension	CNES	Jul 2001								
	3401/062		Extension	CNES	Jun 2005								
Characteristics: <table border="1"> <thead> <tr> <th>Contact Size</th> <th>Ratings (A)</th> </tr> </thead> <tbody> <tr> <td>12</td> <td>23.0</td> </tr> <tr> <td>16</td> <td>13.0</td> </tr> <tr> <td>20</td> <td>7.5</td> </tr> </tbody> </table>		Contact Size	Ratings (A)	12	23.0	16	13.0	20	7.5				
Contact Size	Ratings (A)												
12	23.0												
16	13.0												
20	7.5												
Range: # 20 with standard contact arrangements 3, 6, 10, 18, 26, 32, 41, 55, 61 # 22 with high density arrangements 6, 13, 22, 37, 55, 66, 79, 100, 128 Other arrangements with contact sizes: 20, 16, 12 Receptacle and Plug Shell Sizes: 08, 10, 12, 14, 16, 18, 20, 22, 24 Operating Temperature Range (°C): -65 to +200													
 	CONNECTORS, ELECTRICAL, CIRCULAR, BAYONET COUPLING, REMOVABLE CRIMP CONTACTS, BASED ON TYPE MIL-C-38999, SERIES II		Current Validity of Qualification		Page								
			Certificate	Valid Until	02-02								
			221 D	March 2010	006								


Types covered by similarity: 3401/058 variants 01 to 14 are qualified 3401/062 variants 28 to 54 are qualified 3401/066 variants 01 and 02 are qualified, arrangements 11-99, 23-55, 11-02, 15-15, 17-02, 21-75, 25-04, 25-08 and 25-20 3401/058 crimp contacts and 3401/066 triax contacts to be mounted on 3401/056 connectors 3401/070 connector receptacles with PCB contacts				Remarks:																														
Procurement Specifications		Manufacturer		Nature of Approval	Supervising Authority	Date																												
Generic ESCC 3401 Detail ESCC 3401/056 3401/058 3401/062 3401/066 3401/070		SOURIAU Connection Technology Marolles en Brie France		Qualification Extension Extension Extension Extension	CNES CNES CNES CNES CNES	May 1995 Mar 1998 Jul 2001 Jun 2005 Mar 2008																												
Charac- teristics:	<table border="1"> <thead> <tr> <th>Crimp Contact Size</th> <th>Ratings (A)</th> <th>PCB Contact Size</th> <th>Ratings (A)</th> </tr> </thead> <tbody> <tr> <td>4</td> <td>80.0</td> <td>16</td> <td>10.0</td> </tr> <tr> <td>8</td> <td>46.0</td> <td>20</td> <td>5.0</td> </tr> <tr> <td>12</td> <td>23.0</td> <td>22</td> <td>3.0</td> </tr> <tr> <td>16</td> <td>13.0</td> <td></td> <td></td> </tr> <tr> <td>20</td> <td>7.5</td> <td></td> <td></td> </tr> <tr> <td>22</td> <td>5.0</td> <td></td> <td></td> </tr> </tbody> </table>		Crimp Contact Size	Ratings (A)	PCB Contact Size	Ratings (A)	4	80.0	16	10.0	8	46.0	20	5.0	12	23.0	22	3.0	16	13.0			20	7.5			22	5.0						
	Crimp Contact Size	Ratings (A)	PCB Contact Size	Ratings (A)																														
4	80.0	16	10.0																															
8	46.0	20	5.0																															
12	23.0	22	3.0																															
16	13.0																																	
20	7.5																																	
22	5.0																																	
Range: # 20 with standard contact arrangements (3, 4, 5, 6, 7, 8, 10, 18, 19, 26, 32, 41, 53, 55, 61 contacts) # 22 with high density arrangements (6, 13, 22, 37, 55, 66, 79, 100, 128 contacts) Other arrangements with contact sizes:# 20, 16, 12, 8, 4 Receptacle and Plug Shell Sizes: 09, 11, 13, 15, 17, 19, 21, 23, 25. Triax contact= (layout 09-01 only) Operating Temperature Range (°C): -65 to +200																																		
 		CONNECTORS, MINIATURE, ELECTRICAL, CIRCULAR, TRIPLE- START SELF-LOCKING COUPLING, SCOOP-PROOF, REMOVABLE AND NON-REMOVABLE CONTACTS BASED ON TYPE MIL-C-38999, SERIES III			Current Validity of Qualification		Page																											
		Certificate 222 D		Valid Until March 2010		02-02 007-1																												


Types covered by similarity:		Remarks:							
Procurement Specifications		Manufacturer	Nature of Approval	Supervising Authority	Date				
Generic ESCC 3401		SOURIAU Connection Technology Marolles en Brie France	Qualification	CNES	May 1995				
Detail ESCC 3401/057			Requalification	CNES	Jul 2001				
			Extension	CNES	Jun 2005				
			Extension	CNES	Mar 2008				
Characteristics: <table border="1" data-bbox="98 775 595 919"> <thead> <tr> <th>Contact Size</th> <th>Ratings (A)</th> </tr> </thead> <tbody> <tr> <td>8, 12, 16 20, 22D</td> <td>33, 17, 10 5.0, 3.0</td> </tr> </tbody> </table> <p>Range: # 20 with standard contact arrangements (3, 6, 10, 19, 26, 32, 41, 53, 61 contacts) # 22 with high density arrangements (6, 13, 22, 37, 55, 66, 79, 100, 128 contacts)</p> <p>Receptacle Shell Sizes: 09, 11, 13, 15, 17, 19, 21, 23, 25</p> <p>Receptacle (contacts # 8, 12, 16, 20, 22D) and Feedthrough (contacts # 8, 12, 16, 20, 22D)</p> <p>Operating Temperature Range (°C): -65 to +200</p>		Contact Size	Ratings (A)	8, 12, 16 20, 22D	33, 17, 10 5.0, 3.0				
Contact Size	Ratings (A)								
8, 12, 16 20, 22D	33, 17, 10 5.0, 3.0								
 <p>CONNECTORS, MINIATURE, ELECTRICAL, CIRCULAR, TRIPLE-START SELF-LOCKING COUPLING, SCOOP-PROOF, HERMETIC RECEPTABLE AND FEEDTHROUGH, BASED ON TYPE MIL-C-38999, SERIES III</p>		Current Validity of Qualification		Page					
		Certificate 223 C	Valid Until March 2010	02-02 008					


Types covered by similarity: All variants are qualified		Remarks: Maintenance of qualification testing is under-way.			
Procurement Specifications		Manufacturer	Nature of Approval	Supervising Authority	Date
Generic ESCC 3401	Detail ESCC 3401/016 3401/017 Characteristics: Shell specifications and sizes: 3401/016 Contact: 3401/017 Crimp wire-wrap solder and savers, 1 to 22 and 64 to 70 2 rows: 17, 29, 41, 53, 65, 72, 84, 96, 120 contacts 3 rows: 62, 80, 98, 160 contacts Contact Ratings: 5 A (1 contact AWG 22) 1.5 A (>31 contacts, AWG 22) Operating Temperature Range (°C): -55 to +125	HYPERTAC SA Saint-Aubin-Lès-Elbeuf France	Qualification	CNES	Nov 1982
			Extension	CNES	May 1985
			Extension	CNES	May 1988
			Extension	CNES	Apr 1991
			Extension	CNES	Jan 1994
			Extension	CNES	Mar 1996
			Extension	CNES	Mar 1998
			Extension	CNES	Jan 2002
			Extension	CNES	Jun 2004
			Extension	CNES	Mar 2007
	CONNECTORS, ELECTRICAL, REMOVABLE CONTACTS, CRIMP WIRE-WRAP SOLDER AND SAVER, PRINTED CIRCUIT BOARD, BASED ON TYPE HE 801		Current Validity of Qualification		Page
			Certificate	Valid Until	02-03
		99 J	March 2009	001-1	


Types covered by similarity: See ESCC Detail Specifications listed below		Remarks:			
Procurement Specifications		Manufacturer	Nature of Approval	Supervising Authority	Date
Generic ESCC 3401	Detail ESCC 3401/016 3401/017	HYPERTAC LTD London England	Qualification	DRA	Jul 1994
			Extension	DRA	Nov 1996
			Extension	DERA	Nov 1998
			Extension	QinetiQ	Apr 2002
			Extension	QinetiQ	Mar 2005
			Extension	BNSC	Jan 2009
<p>Characteristics:</p> <p>Shell specifications and sizes: 3401/016</p> <p>Range of components: 17 to 160 way connectors</p> <p>PCB, 90°, crimp, wire-wrap and saver contacts</p> <p>Guiding/locking device numbers: 26, 27, 28, 29, 33, 34, 35, 36, 40, 41, 43, 46, 54, 55, 71, 72, 76, 77, 78</p> <p>Contact Ratings: 5 A (1 contact AWG 22) 1.5 A (>31 contacts, AWG 22)</p> <p>Operating Temperature Range (°C): -55 to +125</p>					
	<p>CONNECTORS, ELECTRICAL, REMOVABLE CONTACTS, CRIMP WIRE-WRAP SOLDER AND SAVER, PRINTED CIRCUIT BOARD, BASED ON TYPE HE 801</p>		Current Validity of Qualification		Page
			Certificate 217 E	Valid Until January 2011	02-03 001-2



Types covered by similarity: As defined in Table 1(a) of ESCC Detail Specifications listed below		Remarks: Maintenance of qualification testing is under-way.			
Procurement Specifications		Manufacturer	Nature of Approval	Supervising Authority	Date
Generic ESCC 3401 Detail ESCC 3401/039		HYPERTAC LTD Saint-Aubin-Lès-Elbeuf France	Qualification Extension Extension Extension Extension Extension Extension Extension	CNES CNES CNES CNES CNES CNES CNES CNES	Mar 1987 May 1990 Jan 1993 Oct 1995 Mar 1998 Jan 2002 Jun 2004 Mar 2007
Characteristics: 3 rows 26, 44, 62, 80, 98, 144 contacts Contact Ratings: 2 A (1 contact) Operating Temperature Range (°C): -55 to +125					
		CONNECTORS, ELECTRICAL, NON-REMOVABLE SOLDER AND WIRE-WRAP CONTACTS AND SAVERS, PRINTED CIRCUIT BOARD, BASED ON TYPE KMC	Current Validity of Qualification		Page
			Certificate 149 G	Valid Until March 2009	02-03 002-1



Types covered by similarity: As defined in Table 1(a) of ESCC Detail Specifications listed below		Remarks: Maintenance of qualification testing is under-way.			
Procurement Specifications		Manufacturer	Nature of Approval	Supervising Authority	Date
Generic ESCC	3401	HYPERTAC LTD Saint-Aubin-Les-Elbeuf France	Qualification	CNES	Aug 1998
			Extension	CNES	Jan 2002
Detail ESCC	3401/065		Extension	CNES	Jun 2004
			Extension	CNES	Mar 2007
Characteristics: Contact: 52, 100, 152, 200, 252, 300, 352 and 400 Contact Codes: 10, 11, 12, 30, 31, 43, 45, 47 and 91 Guiding and Locking Devices Codes: 110, 111, 121, 124, 134 and 201 Operating Temperature Range (°C): -55 to +125					
	CONNECTORS AND SAVERS, ELECTRICAL, RECTANGULAR, NON-REMOVABLE, PRINTED CIRCUIT BOARD, BASED ON TYPE MHD		Current Validity of Qualification		Page
			Certificate	Valid Until	02-03
			250 C	March 2009	003-1

Types covered by similarity: All design envelops specified in Table 1(a) of ESCC Detail Specification		Remarks: Maintenance of qualification testing is under-way.				
Procurement Specifications		Manufacturer	Nature of Approval	Supervising Authority	Date	
Generic ESCC 3401 Detail ESCC 3401/076		HYPERTAC LTD Saint-Aubin-Les-Elbeuf France	Qualification	CNES	Aug 2007	
Characteristics: Max. number of rows 11 Max. number of contacts: 660 Locking and Guiding Devices: -Through holes only -M2 studs with locking nuts and washers -Locating pins not available Rated current: 1A each contact Total contact compression range: 0.1 to 0.65 mm per contact Compression force: 1.6N per contact Torque for locking devices: 10 Ncm Operating Temperature Range (°C): -55 to +125						
		CONNECTORS, ELECTRICAL, CRIMP CONTACTS, Z-AXIS INTERPOSER, PRINTED CIRCUIT BOARD, BASED ON TYPE RX		Current Validity of Qualification		Page
				Certificate	Valid Until	02-03
				281	August 2009	004-1

Types covered by similarity: See ESCC Detail Specifications - Hermetically sealed receptacle		Remarks:			
Procurement Specifications		Manufacturer	Nature of Approval	Supervising Authority	Date
Generic ESCC 3402	Detail ESCC 3402/001 3402/002 3402/003	RADIALL La Verpilliere France	Qualification	CNES	Feb 1981
			Extension	CNES	Apr 1983
			Extension	CNES	Apr 1986
			Extension	CNES	Nov 1989
			Extension	CNES	Jul 1992
			Extension	CNES	Nov 1994
			Extension	CNES	May 1998
			Extension	CNES	Aug 2002
			Extension	CNES	Jan 2005
			Extension	CNES	Dec 2007
Characteristics: Frequency Range 0-18 GHz 3402/001 Pin contact (Plug). Variants 01 to 44 3402/002 socket contact (Receptacle). Variants 01 to 71 3402/003 Adapters. Variants 01 to 09 Crimp- or solder-type contact for flexible and semi-rigid cables, contacts for micro strip Gold-plated beryllium copper non-magnetic or stainless steel Operating Temperature Range (°C): See Detail Specifications					
	CONNECTORS, RF, COAXIAL, SOLDER AND CRIMP CONTACTS, MALE, FEMALE ADAPTORS AND CONNECTING PIECES, BASED ON TYPE SMA		Current Validity of Qualification		Page
			Certificate	Valid Until	02-04
			68 J	December 2009	001

Types covered by similarity:		Remarks:			
Procurement Specifications		Manufacturer	Nature of Approval	Supervising Authority	Date
<p>Generic ESCC 3402</p> <p>Detail ESCC 3402/021 3402/022 3402/023</p>		RADIALL La Verpilliere France	Qualification	CNES	Dec 2007
<p>Characteristics:</p> <p>Frequency Range 0-40 GHz 50 Ohms</p> <p>3402/021 Pin contact (Plug). Variants 01 to 07 3402/022 Socket contact (Receptacle). Variants 01 to 05 3402/023 Adapters. Variants 01 to 03 Crimp– or solder-type contact for flexible and semi-rigid cables, contacts for micro strip Gold-plated beryllium copper non-magnetic or stainless steel Operating Temperature Range (°C): -65 to +165</p>					
	<p>CONNECTORS, RF, COAXIAL, SOLDER AND CRIMP CONTACTS, MALE, FEMALE ADAPTORS AND CONNECTING PIECES, BASED ON TYPE SMA 2.9</p>		Current Validity of Qualification		Page
			Certificate 283	Valid Until December 2009	02-04 002


Types covered by similarity:		Remarks: Maintenance of qualification testing is under-way.			
Procurement Specifications		Manufacturer	Nature of Approval	Supervising Authority	Date
Generic ESCC	3401	C&K COMPONENTS Dole France	Qualification	CNES	Oct 1986
			Extension	CNES	Oct 1988
Detail ESCC	3401/029		Extension	CNES	Jun 1989
	3401/041		Extension	CNES	Sep 1991
	3401/032		Extension	CNES	Apr 1994
Characteristics:			Extension	CNES	Jan 1997
9 - 15 - 21- 25 - 31 - 37 - 51 Contacts			Extension	CNES	Oct 1999
Terminations: Wire sizes AWG 26 and 28 and uninsulated solid gold-plated wire AWG 25			Extension	CNES	Apr 2003
Max. rating for 1 isolated contact:- AWG 26 and uninsulated wire terminal: 2.5 A AWG 28: 1.5 A			Extension	CNES	Nov 2005
Nickel or Gold Plated Shells			Extension	CNES	Aug 2007
Operating Temperature Range (°C): -55 to +125					
 	CONNECTORS, ELECTRICAL, CRIMP CONTACT, RECTANGULAR, MICROMINIATURE, BASED ON TYPE MDM		Current Validity of Qualification		Page
			Certificate	Valid Until	02-05
		140 J	August 2009	001-1	


Types covered by similarity:		Remarks: Maintenance of qualification testing is under-way.				
Procurement Specifications		Manufacturer	Nature of Approval	Supervising Authority	Date	
Generic ESCC 3401	Detail ESCC 3401/031 Characteristics: Shell sizes: 5 through 81 Terminations: Wire sizes AWG 26 and 28 and uninsulated solid gold-plated wire AWG 25 Max. rating for 1 isolated contact: AWG 26 and uninsulated wire terminal: 2.5 A AWG 28: 1.5 A Operating Temperature Range (°C): -55 to +125	C&K COMPONENTS Dole France	Qualification	CNES	Oct 1986	
			Extension	CNES	Oct 1988	
			Extension	CNES	Jun 1989	
			Extension	CNES	Sep 1991	
			Extension	CNES	Apr 1994	
			Extension	CNES	Jan 1997	
			Extension	CNES	Oct 1999	
			Extension	CNES	Apr 2003	
			Extension	CNES	Nov 2005	
			Extension	CNES	Aug 2007	
 	CONNECTORS, ELECTRICAL, CRIMP CONTACT, SINGLE-IN-LINE, MICROMINIATURE, BASED ON TYPE MTB		Current Validity of Qualification		Page	
			Certificate	Valid Until	02-05	
			141 J	August 2009	002-1	

Section 03**Component Type: Crystals**

Sub-Section	Page No.	Cert.	Type Designation	Manufacturer
03-01			Crystals	
	03-01-001-1	33 J	TO-5 Can	RAKON (F)
	03-01-002	34 J	TO-8 Can	RAKON (F)

**SECTION 03-**: INDEX OF CRYSTALS****REP005 Updated on 15-Apr-09**

Types covered by similarity: All variants are qualified.		Remarks:			
Procurement Specifications		Manufacturer	Nature of Approval	Supervising Authority	Date
Generic ESCC 3501 Detail ESCC 3501/001 3501/008 3501/011 3501/012 3501/018		RAKON France Argenteuil France	Qualification Extension Extension Extension Extension Extension Extension Extension Extension Extension Extension Extension Extension Extension	CNES CNES CNES CNES CNES CNES CNES CNES CNES CNES CNES CNES CNES CNES	Oct 1979 Jun 1983 Oct 1986 Jul 1989 Jan 1995 Nov 1996 Apr 2000 Nov 2002 Jun 2005 Mar 2008
Characteristics: TO-5 Can (T 807) Frequency Range: 15 - 140 MHz					
		CRYSTALS, TO-5 CAN	Current Validity of Qualification		Page
			Certificate	Valid Until	03-01
			33 J	March 2010	001-1

Types covered by similarity: All variants are qualified.		Remarks:			
Procurement Specifications		Manufacturer	Nature of Approval	Supervising Authority	Date
Generic ESCC 3501 Detail ESCC 3501/002 3501/009 3501/019		RAKON France Argenteuil France	Qualification Extension Extension Extension Extension Extension Extension Extension Extension Extension Extension Extension Extension	CNES CNES CNES CNES CNES CNES CNES CNES CNES CNES CNES CNES CNES	Oct 1979 Jun 1983 Oct 1986 Jul 1989 Jan 1995 Apr 1997 Apr 2000 Nov 2002 Jun 2005 Mar 2008
Characteristics: TO-8 Can (T 1507) Frequency Range: 2.5 - 20 MHz					
		CRYSTALS, TO-8 CAN	Current Validity of Qualification		Page
			Certificate	Valid Until	03-01
			34 J	March 2010	002

Section 04


Component Type: Diodes

04-02			Power Rectifier	
	04-02-002-1	272 C	Type STPS20H100	STMicroelectronic
	04-02-003-1	274 B	Types BYW-81, BYV52, BYV54	STMicroelectronic
04-05			RF/Microwave, Silicon Schottky	
	04-05-001-3	227 B	Schottky, BAS 70	Infineon
04-13			RF/Microwave, Varactors	
	04-13-003 1A-B	200 D	PIN and Varactors	Cobham MAL
	04-13-003-2	225 C	Varactor, DH 267	Chelton
	04-13-003-3	273 A	Varactor, Tuning, DH 76xxx	Chelton
04-16			RF/Microwave, PIN	
	04-16-002-2	224 C	PIN, BXY 42	Infineon
	04-16-002-4A-B	259 B	PIN, Fast Switching	Chelton
	04-16-003	236 C	PIN, BXY 43 and 44	Infineon



SECTION 04-**: INDEX OF DIODES

REP005 Updated on 15-Apr-09

Types covered by similarity:		Remarks:				
Procurement Specifications		Manufacturer	Nature of Approval	Supervising Authority	Date	
Generic ESCC 5000 Detail ESCC 5106/016 5106/017 5106/018 5106/019		ST Microelectronics Rennes France	Qualification Extension Extension Extension	CNES CNES CNES CNES	Nov 2002 Mar 2006 Jul 2008 Feb 2009	
Characteristics: Maximum Ratings for 5106/016: V_{RRM} : 100 V I_o : 2 x 20 A dV/dt 10 000 V/ μ s T_J : + 175°C Package Types TO254, SMD.5 and SMD1 Operating Temperature Range (°C): -65 to +175						
		DIODES, POWER, SCHOTTKY BARRIER, BASED ON TYPE STPS20H100		Current Validity of Qualification		Page
				Certificate	Valid Until	04-02
				272 C	February 2011	002-1A

Types covered by similarity:

ESCC COMP. NO.	VARANTS	RANGE OF COMPONENTS	BASED ON
5106/016	01	TO254	STPS20100FSY
	02	TO254	STPS20100AFSY
	03	TO254	STPS20100CFSY
	04	TO254	STPS20100SFSY
	05	SMD.5	STPS20100S
	06	SMD1	STPS20100SA
	07	SMD1	STPS20100CSA
5106/017	01	SMD.5	STPS1045S
	02	SMD.5	STPS1045CS
5106/018	01	TO254	STPS6045CFSY
	02	SMD1	STPS6045CSA
5106/019	01	TO254	STPS40100C2FSY
	02	TO254	STPS40100C1FSY
	03	SMD1	STPS40100CSA



DIODES, POWER, SCHOTTKY BARRIER,
BASED ON TYPE STPS20H100

Current Validity of Qualification

Certificate

272 C


Valid Until


February 2011


Page

04-02

002-1B

Types covered by similarity:		Remarks:			
Procurement Specifications		Manufacturer	Nature of Approval	Supervising Authority	Date
Generic ESCC 5000 Detail ESCC 5103/029 5103/030 5103/031		ST Microelectronics Rennes France	Qualification Extension Extension	CNES CNES CNES	Aug 2003 Mar 2006 Jul 2008
Characteristics: 5103/029 variants 01 to 05 are qualified 5103/030 variant 01 is qualified 5103/031 variant 01 to 05 are qualified Maximum Ratings: V_{RRM} : 200 V I_O : 40 A for BYV 54-200, 30 A for BYV52-200, 15 and 30 A for BYW-81-200 T_J : + 150°C Package Type TO254, TO254AA and SMD0.5 Operating Temperature Range (°C): -55 to +150					
	DIODES, SILICON, POWER RECTIFIER, HIGH EFFICIENCY, FAST RECOVERY, BASED ON TYPES BYW81, BYV52 AND BYV54	Current Validity of Qualification		Page	
		Certificate 274 B	Valid Until July 2010	04-02 003-1	

Types covered by similarity: Variant 03		Remarks:				
Procurement Specifications		Manufacturer	Nature of Approval	Supervising Authority	Date	
Generic ESCC 5010 Detail ESCC 5512/020		INFINEON Technologies AG München Germany	Qualification Extension Requalification	DARA DLR DLR	Sep 1995 Jan 2000 Mar 2008	
Characteristics: Maximum Ratings: V_{RR} : -70 V I_F : 70 mA I_{FSM} : 85 mA _{pk} @ t<10ms, duty cycle=10% D.C Parameters: $I_R = 100$ nA max @ $V_R = -56$ V $V_{F1} = 0.44$ V max. @ $I_F = 1.0$ mA At room temp. $V_{BR} = 70$ V min @ $I_R = -10$ μA $V_{F2} = 0.78$ V max. @ $I_F = 10$ mA $V_{F3} = 1.00$ V max. @ $I_F = 15$ mA Package Type T1 $P_{tot}=0.25$ W @ $T_{case}= 125$ °C Operating Temperature Range (°C): -55 to +150						
		DIODES, MICROWAVE, SILICON, SCHOTTKY, GENERAL PURPOSE, BASED ON TYPE BAS 70		Current Validity of Qualification		Page
				Certificate	Valid Until	04-05
				227 B	March 2010	001-3

Types covered by similarity:		Remarks:			
Procurement Specifications		Manufacturer	Nature of Approval	Supervising Authority	Date
Generic ESCC 5010 Detail ESCC See types covered by similarity		Cobham MAL Milton Keynes England	Qualification	DRA	Dec 1993
			Extension	DERA	Oct 1997
			Extension	QinetiQ	Mar 2002
			Extension	QinetiQ	Feb 2006
			Extension	BNSC	Nov 2008
Characteristics: Operating Temperature Range (°C): -65 to +125 and 150					
	DIODES, MICROWAVE, SILICON, PIN AND VARACTORS		Current Validity of Qualification		Page
			Certificate	Valid Until	04-13
		200 D	November 2010	003-1A	

Types covered by similarity:

ESCC Spec. No.	Component Type
5513/007	ML4207 to ML 4209, variants 01-03, 06, 08-13, 17, 19, 21-27, 30, 32-37, 41, 43, 45-51, 54, 56-61, 65, 67, 69-72
5513/009	ML4610, ML4617 to ML4619, variants 01-03, 06, 08-13, 17, 19, 21-23, 25-28, 31, 33-38, 42, 44, 46-48, 50-53, 56, 58-63, 67, 69, 71-73, 75-78, 81, 83-88, 92, 94, 96-99
5513/010	ML4611, ML4612, ML4614, ML4615, variants 01-03, 06, 08-13, 17, 19, 21-23, 25-28, 31, 33-38, 42, 44, 46-48, 50-53, 56, 58-63, 67, 69, 71-73, 75-78, 81, 83-88, 92, 94, 96-99
5513/014	ML4622 to ML4624, variants 01-03, 06, 08-13, 17, 19, 21-23, 25-28, 31, 33-38, 42, 45-47, 49-52, 55, 57-58, 61, 63
5513/015	ML4627 to ML4629, variants 01-03, 06, 08-13, 17, 19, 21-23, 25-28, 31, 33-38, 42, 45-47, 49-52, 55, 57-58, 61, 63
5512/001	ML4402, ML4404 to ML4409 and ML40721, variants 01-03,05, 07-12, 14-18, 20, 22-27, 29-33, 35, 37-42, 44-48, 50, 52-57, 59-63, 65, 67-72, 74-78, 80, 82-84, 86, 88, 90-92
5512/003	ML4310 to ML4319, variants 01-02, 05-06, 09-13, 16-17, 20-24, 27-28, 31-35, 38-39, 42-46, 49-50, 53-57, 60-61, 64-68, 71-72, 75-79, 83-85, 89-91, 95
5512/004	ML4331 to ML4335, variants 01-02, 05-06, 09-13, 16-17, 20-24, 27-28, 31-35, 38-39, 42-46, 49-50, 53-55
5512/005	ML4336 to ML4343, variants 01-02, 06-08, 12-14, 18-20, 24-26, 30-32, 36-38, 42-44, 48
5512/006	ML4351 to ML4354, variants 01-02, 05-06, 09-13, 16-17, 20-24, 27-28, 31-35, 38-39, 42-44
5512/007	ML4355 to ML4365, variants 01-02, 06-08, 12-14, 18-20, 24-26, 30-32, 36-38, 42-44, 47-48, 51-52, 55-56



DIODES,
MICROWAVE, SILICON, PIN AND VARACTORS

Current Validity of Qualification

Certificate

200 D


Valid Until


November 2010


Page


04-13

003-1B

Types covered by similarity: The variants are based on the following types			Remarks: Maintenance of qualification testing is under-way.																																									
Variants 10 to 16: DH 267 Variants 20 to 26: DH 292 Variants 30 to 36: DH 256 Variants 40 to 46: DH 252 Variants 50 to 56: DH 294																																												
Procurement Specifications		Manufacturer	Nature of Approval	Supervising Authority	Date																																							
Generic ESCC 5010 Detail ESCC 5512/016		CHELTON Les Ulis France	Qualification Extension Extension Extension	CNES CNES CNES CNES	Jun 1995 Aug 1998 Jun 2003 Mar 2007																																							
Characteristics: <table border="0"> <tr> <td> <table border="0"> <tr> <td>Variants</td> <td>CT(max.)</td> <td>Based on Type</td> </tr> <tr> <td>01 to 15</td> <td>0.4 pF</td> <td>DH 267</td> </tr> <tr> <td>16</td> <td>0.5 pF</td> <td>DH 267</td> </tr> <tr> <td>20 to 25</td> <td>0.6 pF</td> <td>DH 292</td> </tr> <tr> <td>26</td> <td>0.7 pF</td> <td>DH 292</td> </tr> <tr> <td>30 to 35</td> <td>1.2 pF</td> <td>DH 256</td> </tr> <tr> <td>36</td> <td>1.3 pF</td> <td>DH 256</td> </tr> <tr> <td>40 to 45</td> <td>2.1 pF</td> <td>DH 252</td> </tr> <tr> <td>46</td> <td>2.2 pF</td> <td>DH 252</td> </tr> <tr> <td>50 to 55</td> <td>7.1 pF</td> <td>DH 294</td> </tr> <tr> <td>56</td> <td>7.2 pF</td> <td>DH 294</td> </tr> </table> </td> <td colspan="3"> Maximum Ratings: $V_R = -15\text{ V to }-45\text{ V}$ $I_F = 250\text{ to }1000\text{ mA at }T_{amb} = +75\text{ }^\circ\text{C}$ $P_{tot} = +0.5\text{ to }1.25\text{ W at }T_{amb}$ Operating Temperature Range ($^\circ\text{C}$): -55 to +150 </td> <td colspan="2"></td> </tr> </table>						<table border="0"> <tr> <td>Variants</td> <td>CT(max.)</td> <td>Based on Type</td> </tr> <tr> <td>01 to 15</td> <td>0.4 pF</td> <td>DH 267</td> </tr> <tr> <td>16</td> <td>0.5 pF</td> <td>DH 267</td> </tr> <tr> <td>20 to 25</td> <td>0.6 pF</td> <td>DH 292</td> </tr> <tr> <td>26</td> <td>0.7 pF</td> <td>DH 292</td> </tr> <tr> <td>30 to 35</td> <td>1.2 pF</td> <td>DH 256</td> </tr> <tr> <td>36</td> <td>1.3 pF</td> <td>DH 256</td> </tr> <tr> <td>40 to 45</td> <td>2.1 pF</td> <td>DH 252</td> </tr> <tr> <td>46</td> <td>2.2 pF</td> <td>DH 252</td> </tr> <tr> <td>50 to 55</td> <td>7.1 pF</td> <td>DH 294</td> </tr> <tr> <td>56</td> <td>7.2 pF</td> <td>DH 294</td> </tr> </table>	Variants	CT(max.)	Based on Type	01 to 15	0.4 pF	DH 267	16	0.5 pF	DH 267	20 to 25	0.6 pF	DH 292	26	0.7 pF	DH 292	30 to 35	1.2 pF	DH 256	36	1.3 pF	DH 256	40 to 45	2.1 pF	DH 252	46	2.2 pF	DH 252	50 to 55	7.1 pF	DH 294	56	7.2 pF	DH 294	Maximum Ratings: $V_R = -15\text{ V to }-45\text{ V}$ $I_F = 250\text{ to }1000\text{ mA at }T_{amb} = +75\text{ }^\circ\text{C}$ $P_{tot} = +0.5\text{ to }1.25\text{ W at }T_{amb}$ Operating Temperature Range ($^\circ\text{C}$): -55 to +150				
<table border="0"> <tr> <td>Variants</td> <td>CT(max.)</td> <td>Based on Type</td> </tr> <tr> <td>01 to 15</td> <td>0.4 pF</td> <td>DH 267</td> </tr> <tr> <td>16</td> <td>0.5 pF</td> <td>DH 267</td> </tr> <tr> <td>20 to 25</td> <td>0.6 pF</td> <td>DH 292</td> </tr> <tr> <td>26</td> <td>0.7 pF</td> <td>DH 292</td> </tr> <tr> <td>30 to 35</td> <td>1.2 pF</td> <td>DH 256</td> </tr> <tr> <td>36</td> <td>1.3 pF</td> <td>DH 256</td> </tr> <tr> <td>40 to 45</td> <td>2.1 pF</td> <td>DH 252</td> </tr> <tr> <td>46</td> <td>2.2 pF</td> <td>DH 252</td> </tr> <tr> <td>50 to 55</td> <td>7.1 pF</td> <td>DH 294</td> </tr> <tr> <td>56</td> <td>7.2 pF</td> <td>DH 294</td> </tr> </table>	Variants	CT(max.)	Based on Type	01 to 15	0.4 pF	DH 267	16	0.5 pF	DH 267	20 to 25	0.6 pF	DH 292	26	0.7 pF	DH 292	30 to 35	1.2 pF	DH 256	36	1.3 pF	DH 256	40 to 45	2.1 pF	DH 252	46	2.2 pF	DH 252	50 to 55	7.1 pF	DH 294	56	7.2 pF	DH 294	Maximum Ratings: $V_R = -15\text{ V to }-45\text{ V}$ $I_F = 250\text{ to }1000\text{ mA at }T_{amb} = +75\text{ }^\circ\text{C}$ $P_{tot} = +0.5\text{ to }1.25\text{ W at }T_{amb}$ Operating Temperature Range ($^\circ\text{C}$): -55 to +150										
Variants	CT(max.)	Based on Type																																										
01 to 15	0.4 pF	DH 267																																										
16	0.5 pF	DH 267																																										
20 to 25	0.6 pF	DH 292																																										
26	0.7 pF	DH 292																																										
30 to 35	1.2 pF	DH 256																																										
36	1.3 pF	DH 256																																										
40 to 45	2.1 pF	DH 252																																										
46	2.2 pF	DH 252																																										
50 to 55	7.1 pF	DH 294																																										
56	7.2 pF	DH 294																																										
		DIODES, MICROWAVE, SILICON, MULTIPLIER VARACTOR BASED ON TYPES DH 267 AND DH 294		Current Validity of Qualification		Page																																						
				Certificate	Valid Until	04-13																																						
				225 C	March 2009	003-2																																						

Types covered by similarity: All variants are qualified.				Remarks:																																																																																						
Procurement Specifications		Manufacturer		Nature of Approval	Supervising Authority	Date																																																																																				
Generic ESCC 5010		CHELTON Les Ulis France		Qualification	CNES	Jun 2003																																																																																				
Detail ESCC 5512/023				Extension	CNES	Mar 2007																																																																																				
<p>Characteristics:</p> <table border="0"> <tr> <td>Maximum Ratings:</td> <td colspan="2">$V_R = 20$ at $I_R = 10 \mu A$ and</td> <td colspan="4"></td> </tr> <tr> <td></td> <td colspan="2">$T_{amb} = +25 \text{ }^\circ C$</td> <td colspan="4"></td> </tr> <tr> <td>Operating Temperature Range ($^\circ C$):</td> <td colspan="6">-55 to +155</td> </tr> </table> <table border="0"> <tr> <td>Variants</td> <td>$C_j(\text{typ.})$ (4 V)</td> <td>Based on Type</td> <td colspan="4"></td> </tr> <tr> <td>01 to 09</td> <td>1.0 pF</td> <td>DH 76010</td> <td colspan="4"></td> </tr> <tr> <td>10 to 18</td> <td>1.50 pF</td> <td>DH 76015</td> <td colspan="4"></td> </tr> <tr> <td>19 to 27</td> <td>2.20 pF</td> <td>DH 76022</td> <td colspan="4"></td> </tr> <tr> <td>28 to 36</td> <td>2.30 pF</td> <td>DH 76033</td> <td colspan="4"></td> </tr> <tr> <td>37 to 45</td> <td>4.70 pF</td> <td>DH 76047</td> <td colspan="4"></td> </tr> <tr> <td>46 to 54</td> <td>6.80 pF</td> <td>DH 76068</td> <td colspan="4"></td> </tr> <tr> <td>55 to 63</td> <td>10.00 pF</td> <td>DH 76100</td> <td colspan="4"></td> </tr> <tr> <td>64 to 72</td> <td>15.00 pF</td> <td>DH 76150</td> <td colspan="4"></td> </tr> </table>							Maximum Ratings:	$V_R = 20$ at $I_R = 10 \mu A$ and							$T_{amb} = +25 \text{ }^\circ C$						Operating Temperature Range ($^\circ C$):	-55 to +155						Variants	$C_j(\text{typ.})$ (4 V)	Based on Type					01 to 09	1.0 pF	DH 76010					10 to 18	1.50 pF	DH 76015					19 to 27	2.20 pF	DH 76022					28 to 36	2.30 pF	DH 76033					37 to 45	4.70 pF	DH 76047					46 to 54	6.80 pF	DH 76068					55 to 63	10.00 pF	DH 76100					64 to 72	15.00 pF	DH 76150				
Maximum Ratings:	$V_R = 20$ at $I_R = 10 \mu A$ and																																																																																									
	$T_{amb} = +25 \text{ }^\circ C$																																																																																									
Operating Temperature Range ($^\circ C$):	-55 to +155																																																																																									
Variants	$C_j(\text{typ.})$ (4 V)	Based on Type																																																																																								
01 to 09	1.0 pF	DH 76010																																																																																								
10 to 18	1.50 pF	DH 76015																																																																																								
19 to 27	2.20 pF	DH 76022																																																																																								
28 to 36	2.30 pF	DH 76033																																																																																								
37 to 45	4.70 pF	DH 76047																																																																																								
46 to 54	6.80 pF	DH 76068																																																																																								
55 to 63	10.00 pF	DH 76100																																																																																								
64 to 72	15.00 pF	DH 76150																																																																																								
		DIODES, MICROWAVE, SILICON, HYPER-ABRUPT JUNCTION TUNING VARACTOR BASED ON TYPES DH 76xxx			Current Validity of Qualification		Page																																																																																			
					Certificate 273 A	Valid Until March 2009	04-13 003-3																																																																																			

Types covered by similarity: Variant 02		Remarks:			
Procurement Specifications		Manufacturer	Nature of Approval	Supervising Authority	Date
Generic ESCC 5010 Detail ESCC 5513/017		INFINEON Technologies AG München Germany	Qualification Extension Extension Requalification	DARA DLR DLR DLR	Jun 1995 Jan 2000 Jan 2004 Mar 2008
Characteristics: Maximum Ratings: V_R : -50 V I_{FM} : 5.0 A @ $t_p=1.0 \mu s$, duty cycle = 0.001% D.C Parameters: $I_{R1} = 10 \mu A$ max @ $V_R = -50 V$ $I_{R2} = 5 nA$ max @ $V_R = -40 V$ $V_F = 1.1 V$ max. @ $I_F = 100 mA$ Package Type T1 $P_D = 350mW$ Operating Temperature Range ($^{\circ}C$): -55 to +175					
	DIODES, MICROWAVE, SILICON, PIN, BASED ON TYPE BXY 42- MESA		Current Validity of Qualification		Page
			Certificate	Valid Until	04-16
			224 C	March 2010	002-2

Types covered by similarity:		Remarks: New package BH 155 introduced				
Procurement Specifications Issues in effect on certification date		Manufacturer	Nature of Approval	Supervising Authority	Date	
Generic ESCC 5010 Detail ESCC Please refer to the next page		CHELTON Les Ulis France	Qualification	CNES	Mar 2000	
			Extension	CNES	Dec 2003	
			Extension	CNES	Feb 2008	
Characteristics:						
	V_{Rmax} @ $I_R=10\mu A$	R_{SF} (Ω) (max.)	τ_L (ns)	C_T		
DH 50033	- 30	1.8	40 max.	0.25		
DH 50101	- 100	1.9	300 max.	0.19		
DH 50151	- 150	2.0	160 min.	0.19		
DH 50251	- 250	2.4	265 min.	0.19		
Operating Temperature Range ($^{\circ}C$): -55 to +125						
 ESCC European Space Components Coordination QPL		DIODES, MICROWAVE, SILICON, PIN, FAST SWITCHING		Current Validity of Qualification		Page
				Certificate	Valid Until	04-16
				259 B	February 2010	002-4A

Types covered by similarity:

ESCC Spec. No.	Component Type
5513/031	DH 50151 to DH 50157, Variants 01 to 56
5513/032	DH 50033 to DH 50037, Variants 01 to 40
5513/033	DH 50201 to DH 50209, Variants 01 to 70
5513/034	DH 50251 to DH 50256, Variants 01 to 41
5513/036	DH 50052 to DH 50057, Variants 01 to 48
5513/037	DH 50071 to DH 50077, Variants 01 to 56
5513/038	DH 50101 to DH 50107, Variants 01 to 56



DIODES,
MICROWAVE, SILICON, PIN, FAST SWITCHING

Current Validity of Qualification

Certificate

259 B


Valid Until

February 2010

Page

04-16


002-4B

Types covered by similarity: Variants 01 - 08 are qualified.		Remarks:																					
Procurement Specifications		Manufacturer	Nature of Approval	Supervising Authority	Date																		
Generic ESCC 5010 Detail ESCC 5513/030		INFINEON Technologies AG München Germany	Qualification Extension Extension Requalification	DARA DLR DLR DLR	Oct 1996 Jan 2000 Jan 2004 Mar 2008																		
Characteristics: <table border="0" style="width: 100%;"> <tr> <td></td> <td style="text-align: center;">BXY 43 (variants 01-04)</td> <td style="text-align: center;">BXY 44 (variants 05-08)</td> </tr> <tr> <td>Maximum Ratings:</td> <td style="text-align: center;">$V_R = -150\text{ V}$</td> <td style="text-align: center;">-200 V</td> </tr> <tr> <td></td> <td style="text-align: center;">$I_F = 400\text{ mA}$</td> <td></td> </tr> <tr> <td></td> <td style="text-align: center;">$P_D = 500\text{ mW}$</td> <td></td> </tr> <tr> <td>D.C Parameters:</td> <td style="text-align: center;">$I_R = 100\text{ nA max @ } V_R = -150\text{ V}$</td> <td style="text-align: center;">$5\text{ nA @ } V_R = -100\text{ V}$</td> </tr> <tr> <td></td> <td style="text-align: center;">$V_F = 1.0\text{ V max.}$</td> <td style="text-align: center;">$1.05\text{ V max. @ } I_F = 100\text{ mA}$</td> </tr> </table> Package Type T, T1, Teller, Pill, Flatpack Operating Temperature Range (°C): -55 to +150							BXY 43 (variants 01-04)	BXY 44 (variants 05-08)	Maximum Ratings:	$V_R = -150\text{ V}$	-200 V		$I_F = 400\text{ mA}$			$P_D = 500\text{ mW}$		D.C Parameters:	$I_R = 100\text{ nA max @ } V_R = -150\text{ V}$	$5\text{ nA @ } V_R = -100\text{ V}$		$V_F = 1.0\text{ V max.}$	$1.05\text{ V max. @ } I_F = 100\text{ mA}$
	BXY 43 (variants 01-04)	BXY 44 (variants 05-08)																					
Maximum Ratings:	$V_R = -150\text{ V}$	-200 V																					
	$I_F = 400\text{ mA}$																						
	$P_D = 500\text{ mW}$																						
D.C Parameters:	$I_R = 100\text{ nA max @ } V_R = -150\text{ V}$	$5\text{ nA @ } V_R = -100\text{ V}$																					
	$V_F = 1.0\text{ V max.}$	$1.05\text{ V max. @ } I_F = 100\text{ mA}$																					
		DIODES, MICROWAVE, SILICON, PIN, PLANAR BASED ON TYPES BXY 43 AND 44		Current Validity of Qualification		Page																	
				Certificate	Valid Until	04-16																	
				236 C	March 2010	003																	

Section 05**Component Type: Filters**

Sub-Section	Page No.	Cert.	Type Designation	Manufacturer
05			Feedthrough	
	05-01-001-A-B	252 D	Types SFC, SFL, SFP	Eurofarad

**SECTION 05-**: INDEX OF FILTERS****REP005 Updated on 15-Apr-09**

Types covered by similarity:		Remarks:				
Procurement Specifications		Manufacturer	Nature of Approval	Supervising Authority	Date	
Generic ESCC 3008 Detail ESCC Please refer to the next page		EUROFARAD Lagny sur Marne France	Qualification Extension Extension Extension Extension	CNES CNES CNES CNES CNES	Aug 1998 Apr 2001 Nov 2003 Mar 2006 Jun 2008	
Characteristics: All variants specified in the Detail Specifications are qualified. Operating Temperature Range (°C): -55 to +125						
		CAPACITOR FILTERS, FEEDTHROUGH, ELECTROMAGNETIC INTERFERENCE SUPPRESSION, HERMETICALLY AND NON-HERMETICALLY SEALED, PI-, C-, AND L- TYPES, BASED ON TYPES SFC, SFL AND SFP		Current Validity of Qualification		Page
				Certificate	Valid Until	05-01
				252 D	June 2010	001A

Types covered by certificate:

Style	Detail Specification	Variants	Capacitance Range (nF)	Rated Current (A)	Rated Voltage (V)
SFP 040	3008/014	01 to 40	0.75 to 44.8	10 (DC 7 LF)	70 to 250
SFP 060	3008/021	01 to 14	2.4 to 89.6	10	35 to 500
SFP 035	3008/025	01 to 20	2.4 to 35.2	10	35 to 200
SFP 100	3008/028	01 to 06	0.16 to 1312.0	10	50 to 300
SFP 060	3008/030	01 to 28	2.4 to 89.6	10	35 to 500
Capacitance Range (pF)					
SFC 030	3008/020	01 to 12	470 to 22000	1.0 to 5.0	25 to 200
SFC 060	3008/026	01 to 06	680 to 220000	10	25 to 200
SFC 100	3008/027	01 to 06	1000 to 1000000	10	25 to 200
SFC 035	3008/031	01 to 06	470 to 22000	10	25 to 200
SFC 040	3008/032	01 to 12	470 to 22000	10	25 to 200
SFC 060	3008/033	01 to 12	680 to 220000	10	25 to 200
Capacitance Range (nF)					
SFL 100	3008/029	01 to 48	17.6 to 1600	5, 10, 15	40 to 300



CAPACITOR FILTERS, FEEDTHROUGH, ELECTROMAGNETIC INTERFERENCE SUPPRESSION, HERMETICALLY AND NON-HERMETICALLY SEALED, PI-, C-, AND L- TYPES, BASED ON TYPES SFC, SFL AND SFP

Current Validity of Qualification

Certificate

252 D

Valid Until

June 2010

Page


05-01

001B

Section 06**Component Type: Fuses**

Sub-Section	Page No.	Cert.	Type Designation	Manufacturer
06-01	001	284	Type MGA-S	Schurter


**SECTION 06-**: INDEX OF FUSES****REP005 Updated on 15-Apr-09**


Types covered by similarity: Variants 02 to 09		Remarks:		
Procurement Specifications	Manufacturer	Nature of Approval	Supervising Authority	Date
Generic ESCC 4008 Detail ESCC 4008/001	Schurter Lucerne Switzerland	Qualification	ESTEC	Jun 2008
<p>Characteristics: Variants 01 to 12 are qualified.</p> <p>Rated Voltage (VAC or VDC): 125/125, 63/125 and 32/125 by variant</p> <p>Rated Current (VAC and VDC): 0.14 to 3.5 A by variant</p> <p>AC Interrupt Current (A): 50 at maximum rated voltage, power factor > 0.95</p> <p>DC Interrupt Current (A): at maximum rated voltage, time constant \leq 1 ms</p> <p>Variants 01 to 10: 300, Variants 11 and 12: 50</p> <p>Operating Temperature Range, (°C): -50 to +125 (90% I_R to 107% I_R)</p>				
	<p>FUSES, SURFACE MOUNT, THIN FILM, 0.14 TO 3.5 AMPS, BASED ON TYPE MGA-S</p>	Current Validity of Qualification		Page
		Certificate 284	Valid Until June 2010	06-01 001

Section 07**Component Type: Inductors**

Sub-Section	Page No.	Cert.	Type Designation	Manufacturer
07-01			Fixed, RF	
	07-01-001	241 D	Types MSCl, 10000, 12000, 20000	Microspire
07-02			Power	
	07-02-002	276 A	Types SESI	Microspire

**SECTION 07-**: INDEX OF INDUCTORS****REP005 Updated on 15-Apr-09**


Types covered by similarity:							Remarks:			
Procurement Specifications				Manufacturer			Nature of Approval		Supervising Authority	Date
Generic ESCC 3201				MICROSPIRE Illange France			Qualification		CNES	Apr 1997
Detail ESCC 3201/008							Extension		CNES	Nov 2000
							Extension		CNES	Mar 2003
							Extension		CNES	Dec 2005
				Extension		CNES	Jun 2008			
Characteristics: Variants 01 to 05 are qualified										
Series No.	Range (μH)	Tolerance (±%)	Q min.	Min. SRF f _r (MHz)	Max. DCR, R _{dc} (Ω)	Rated DC Current, I _R (mA)	Case Size			
10k	0.010-10	2.0, 5.0, 10	60 - 42	1000 - 33	0.025 - 3.3	750 - 87	A			
12k	12 - 1000	2.0, 5.0, 10	56 - 12	26 - 1.5	2.0 - 120	110 - 15	B			
20k	0.010 - 1000	10	75 - 30	1000 - 1.7	0.04 - 80	1000 - 25	C			
H01	0.380 - 100	15	N/A	N/A	0.016 - 3.3	1500 - 100	C			
Dielectric Withstanding Voltage (DWV): 200 Vrms										
Operating Temperature Range (°C): -55 to +125										
			INDUCTORS, FIXED, RF, MINIATURE, MOULDED, SURFACE MOUNT, BASED ON SERIES MSC1 10k, 12k, 20k and H01				Current Validity of Qualification			Page
							Certificate 241 D		Valid Until June 2010	07-01 001

Types covered by similarity: All other variants in the range.				Remarks:				
Procurement Specifications			Manufacturer		Nature of Approval	Supervising Authority	Date	
Generic ESCC 3201 Detail ESCC 3201/009			MICROSPIRE Illange France		Qualification Extension	CNES CNES	Apr 2004 May 2007	
Characteristics: Variants 01 to 05 are qualified								
Series No.	Range (µH)	Tolerance (±%)	Max. DCR, R _{dc} (Ω)	Rated DC Current, I _R (A)	Peak Current, I _P (A)			
14	3.3 - 330	10, 20	15 - 1575	5.8 - 0.57	8.0 - 0.8			
15, 15W	1.5 - 330	10, 20, 30	5.0 - 630	14 - 0.74	19 - 1.0			
18	6.8 - 330	10, 20	7.5 - 250	110 - 15	13.6 - 1.9			
9.1	1.0 - 1000	10, 20, 30	8.5 - 5865	6.0 - 0.2	11.0 - 0.34			
Inductance measured at 0.25V, 100kHz. Peak current is the maximum current for a square pulse of duration <10s Dielectric Withstanding Voltage (DWV): 500 Vrms Operating Temperature Range (°C): -55 to +125								
 ESCC European Space Components Coordination QPL			INDUCTORS, POWER, MOULDED, SURFACE MOUNT, BASED ON SERIES SESI			Current Validity of Qualification		Page
						Certificate 276 A	Valid Until May 2009	07-02 002

Section 08**Component Type: Microcircuits**

Sub-Section	Page No.	Cert.	Type Designation	Manufacturer
08-80			Digital C-MOS	
	08-80-001-2 A to E	73 L	4000 B Series	ST Microelectronics
	08-80-002-2 A to F	190 G	54HCMOS Series	ST Microelectronics

**SECTION 08-**: INDEX OF MICROCIRCUITS****REP005 Updated on 15-Apr-09**

Types covered by similarity: See next pages		Remarks: Refer to: https://escies.org/public/escsc/comp_no.html for information concerning the ESCC Component Number and its marking.			
Procurement Specifications		Manufacturer	Nature of Approval	Supervising Authority	Date
Generic ESCC 9000 Detail ESCC See types covered by similarity		ST Microelectronics Rennes France	Qualification	CNES	Apr 1981
			Extension	CNES	Jan 1981
			Extension	CNES	Dec 1984
			Extension	CNES	May 1987
			Extension	CNES	Apr 1990
			Extension	CNES	Oct 1992
			Extension	CNES	Apr 1995
			Extension	CNES	Apr 1997
			Extension	CNES	Apr 1999
			Extension	CNES	May 2001
		Extension	CNES	Nov 2002	
		Extension	CNES	Nov 2005	
		Extension	CNES	Feb 2008	
Characteristics: Package Types: Ceramic Dual-in-Line Ceramic Flat Pack Leadless Chip Carrier SOIC 14, 16, 24					
	MICROCIRCUITS, DIGITAL, C-MOS-B, 4000B SERIES		Current Validity of Qualification		Page
			Certificate	Valid Until	08-80
			73 L	February 2010	001-2A

Types covered by similarity:

ESCC Spec. No.	Component Type	Component Type
9201/041	Quad 2-input NOR gate	4001B
9201/042	Dual 4-input NOR gate	4002B
9202/039	4-bit full adder	4008B
9201/043	Quad 2-input NAND gate	4011B
9201/044	Dual 4-input NAND gate	4012B
9203/023	Dual D-type flip-flop	4013B
9306/014	8-stage synchronous static shift register	4014B
9306/015	Dual 4-stage static shift register with serial input/parallel input	4015B
9202/050	Quad bilateral switch	4016B
9204/020	Decade counter/divider	4017B
9204/021	Presetable divide-by-N counter	4018B
9202/051	Quad AND/OR select gate	4019B
9204/022	14-stage ripple carry binary counter/divider	4020B
9306/016	8-stage static shift register	4021B
9204/023	Octal counter/divider	4022B
9201/045	Triple 3-input NAND gates	4023B
9204/024	7-stage ripple carry binary counter/divider	4024B
9201/046	Triple 3-input NOR gate	4025B
9406/001	Ripple carry decade counter/divider	4026B
9203/022	Dual J-K master slave flip-flop	4027B



MICROCIRCUITS, DIGITAL,
C-MOS-B, 4000B SERIES

Current Validity of Qualification

Certificate

73 L

Valid Until

February 2010

Page

08-80

001-2B

Types covered by similarity:

ESCC Spec. No.	Component Type	Component Type
9205/010	BCD-to-decimal or binary-to-octal decoder	4028B
9204/025	Presetable up/down counter binary or BCD decade	4029B
9201/047	Quad 2-input exclusive OR gates	4030B
9306/017	64-stage static shift register	4031B
9306/025	8-stage static bidirectional parallel/serial input/output bus register with 3 state output	4034B
9306/018	4-bit universal shift register	4035B
9204/026	12-stage ripple carry binary counter/divider	4040B
9202/040	Quad true/complement buffer with unbuffered outputs	4041UB
9202/041	Quad clocked D latch	4042B
9202/042	Quad NOR 3-state R/S latches	4043B
9202/043	Quad NAND 3-state R/S latch	4044B
9202/044	Micropower phase-locked loop	4046B
9207/003	Low power monostable/astable multivibrator	4047B
9202/045	Hex buffer/converter (inverting type)	4049UB
9202/046	Hex buffer/converter (non-inverting type)	4050B
9202/047	Analogue multiplexer/demultiplexer	4051B
9202/048	Analogue multiplexer/demultiplexer	4052B
9202/049	Triple 2-channel analogue multiplexer/demultiplexer	4053B
9209/001	4-bit magnitude comparator	4063B
9204/052	14-stage ripple-carry binary counter/divider and oscillator	4060B



MICROCIRCUITS, DIGITAL,
C-MOS-B, 4000B SERIES

Current Validity of Qualification

Certificate

73 L

Valid Until

February 2010

Page

08-80

001-2C

Types covered by similarity:

ESCC Spec. No.	Component Type	Component Type
9408/005	Quad bilateral switch	4066B
9408/009	Analogue multiplexer/demultiplexer	4067B
9201/061	8-input NAND gate	4068B
9401/010	Hex inverter	4069UB
9201/048	Quad exclusive OR gate	4070B
9201/063	Quad 2-input OR gate	4071B
9201/082	Dual 4-input OR gate	4072B
9201/064	Triple 3-input AND gate	4073B
9201/065	Triple 3-input OR gate	4075B
9306/022	4-bit D-type register with 3-state output	4076B
9201/055	Quad exclusive NOR gate	4077B
9201/062	8-input OR/NOR gate	4078B
9201/052	Quad 2-input AND gate	4081B
9201/066	Dual 4-input AND gate	4082B
9201/067	Dual 2-wide 2-input AND/OR inverter gate	4085B
9409/002	Quad 2-input NAND gate with Schmitt trigger input	4093B
9306/026	8-stage shift and store bus register with synchronous serial outputs and 3-state parallel output	4094B
9206/003	Dual monostable multivibrator	4098B
9202/058	8-bit addressable latch	4099B
9401/006	Strobed hex inverter/buffer	4502B



MICROCIRCUITS, DIGITAL,
C-MOS-B, 4000B SERIES

Current Validity of Qualification

Certificate

73 L

Valid Until

February 2010

Page

08-80

001-2D

Types covered by similarity:

ESCC Spec. No.	Component Type	Component Type
9401/030	Hex non-inverting buffers with 3-state output	4503B
9202/063	Dual 4-bit latch with 3-state output	4508B
9408/006	8-channel multiplexer with 3-state output	4512B
9408/012	4-bit latch/4-to-16 decoder	4514B
9205/011	4-bit latch/4-to-16 line decoder	4515B
9204/045	Synchronous quad presettable up/down binary counter	4516B
9204/028	Dual binary up counter	4520B
9202/065	8-bit priority encoder	4532B
9207/007	Dual monostable multivibrator with reset	4538B
9408/011	Dual 1-of-4 decoder/demultiplexer	4555B
9408/025	Dual 1-of-4 decoder/demultiplexer (output low on select)	4556B
9204/036	Presettable 8-bit synchronous down-counter	40103B
9306/033	FIFO register with 3-state output	40105B
9409/005	Hex Schmitt-trigger	40106B
9401/013	Dual 2-input NAND buffer/driver	40107B
9407/003	Quad low-to-high 3-state voltage level shifter	40109B
9204/054	Programmable 4-bit binary counter with asynchronous clear	40161B
9204/046	Programmable 4-bit binary counter with synchronous clear	40163B
9203/038	Hex D-type flip-flop	40174B
9204/041	Presettable binary up/down counter (dual clock with reset)	40193B
9408/017	Quad 2-lin-to-1-line data selector/multiplexer with 3-state output	40257B



MICROCIRCUITS, DIGITAL,
C-MOS-B, 4000B SERIES

Current Validity of Qualification

Certificate

73 L


Valid Until

February 2010

Page

08-80

001-2E

Types covered by similarity: See next pages		Remarks: Refer to: https://escies.org/public/escsc/comp_no.html for information concerning the ESCC Component Number and its marking.			
Procurement Specifications		Manufacturer	Nature of Approval	Supervising Authority	Date
Generic ESCC 9000 Detail ESCC See types covered by similarity		ST Microelectronics Rennes France	Qualification	CNES	Nov 1992
			Extension	CNES	Apr 1995
			Extension	CNES	Apr 1997
			Extension	CNES	Apr 1999
			Extension	CNES	May 2001
			Extension	CNES	Nov 2002
			Extension	CNES	Nov 2005
			Extension	CNES	Feb 2008
Characteristics: Qualified Packages: <ul style="list-style-type: none"> • Ceramic Dual-in-Line • Ceramic Flat Pack • Leadless Chip Carrier • SOIC 14, 16, 20, 24 NOTES 1. These parts have successfully passed radiation testing to 50 krads.					
	MICROCIRCUITS, DIGITAL, MONOLOTHIC, HIGH SPEED CMOS, 54HC AND 54HCT SERIES	Current Validity of Qualification		Page	
		Certificate	Valid Until	08-80	
		190 G	February 2010	002-2A	

Types covered by similarity:

ESCC Spec. No.	Component Type	Component Type	Note
9201/105	Quad 2-input NAND gate	54HC 00	1
9201/113	Quad 2-input NOR gate	02	1
9201/114	Quad 2-input NAND gate with open drain output	03	1
9401/033	Hex inverter	04	1
9201/106	Quad 2-input positive AND gate	08	1
9201/107	Triple 3-input NAND gate	10	1
9201/117	Triple 3-input AND gate	11	1
9409/007	Hex Schmitt trigger inverter	14	1
9201/118	Dual 4-input NAND gate	20	1
9201/108	Dual 4-input AND gate	21	1
9201/109	Triple 3-input NOR gate	27	1
9201/110	8-input NAND gate	30	1
9201/111	Quad 2-input OR gate	32	1
9203/071	Dual negative-edge triggered J-K flip-flops with clear	73	1
9203/050	Dual D-type flip-flop with preset and clear	74	1
9203/065	Quad 4-bit bistable D-type latch	75	1
9209/004	4-bit magnitude comparator	85	1
9201/119	Quad 2-input exclusive OR gate	86	1
9203/072	Dual J-K negative-edge triggered flip-flop with direct clear	107	1



MICROCIRCUITS, DIGITAL, MONOLITHIC,
HIGH SPEED CMOS, 54HC AND 54HCT SERIES

Current Validity of Qualification

Certificate

190 G

Valid Until

February 2010

Page

08-80

002-2B

Types covered by similarity:

ESCC Spec. No.	Component Type	Component Type	Note
9306/048	Dual J-K positive edge triggered flip-flop with preset and clear	54HC 109	1
9203/051	Dual J-K negative edge triggered flip-flop with preset and clear	112	1
9207/006	Dual positive or negative edge Schmitt-retriggerable monostable multivibrator with clear	123	1
9401/039	Quad bus buffer with 3 state output	125	1
9401/046	Quad bus buffer with 3 state output	126	1
9201/120	Quad 2-input NAND gate with Schmitt-trigger input	132	1
9205/013	3-to-8 line decoder/demultiplexer with address latch and inverted output	137	1
9408/046	3-to-8 line decoder/demultiplexer with inverted output	138	1
9205/017	Dual 2-to-4 line decoder/demultiplexer with inverted output	139	1
9410/017	8-line to 3-line priority encoder	148	1
9408/054	8-line to 1-line data selector/multiplexer	151	1
9408/038	Dual 4-line to 1-line data selectors/multiplexer	153	1
9205/023	4-to-16 line decoder/demultiplexer with inverted output	154	1
9408/057	Quad 2-line to 1-line data selector/multiplexer	157	1
9408/059	Quad 2-line to 1-line data selector/multiplexer with inverted output	158	1
9204/062	Synchronous presettable 4-bit decade counter with direct clear	160	1
9204/059	Asynchronous 4-bit binary counter	161	1
9204/073	Synchronous 4-bit binary counter	163	1
9306/041	8-bit SIPO shift register	164	1
9306/042	8-bit PISO shift register	165	1



MICROCIRCUITS, DIGITAL, MONOLITHIC,
HIGH SPEED CMOS, 54HC AND 54HCT SERIES

Current Validity of Qualification

Certificate

190 G

Valid Until

February 2010

Page

08-80

002-2C

Types covered by similarity:

ESCC Spec. No.	Component Type	Component Type	Note
9306/043	8-bit PISO shift register	54HC 166	1
9306/052	Hex D-type edge-triggered flip-flop with clear	174	1
9203/052	Quad D-type edge-triggered flip-flop with clear	175	1
9204/066	Synchronous 4-bit up/down binary counter	191	1
9204/065	Synchronous 4-bit up/down binary counter (dual clock with clear)	193	1
9306/047	4-bit PIPO shift register	194	1
9306/053	4-bit PIPO shift register with overriding clear	195	1
9205/021	3-line to 8-line decoder/demultiplexer with address latch	237	1
9401/034	Octal bus buffer with inverted 3-state output	240	1
9401/035	Octal bus buffer with 3-state output	241	1
9405/011	Quad bus transceiver with inverted 3-state output	242	1
9405/012	Quad bus transceiver with 3-state output	243	1
9401/048	Octal bus buffer with 3-state output	244	1
9405/013	Octal bus transceiver with 3-state output	245	1
9408/048	1-to-8 data selector/multiplexer with 3-state output	251	1
9408/058	Dual 4-line to 1-line data selector/multiplexer with 3-state output	253	1
9408/047	Quad 2-line to 1-line data selector/multiplexer with 3-state output	257	1
9203/073	8-bit addressable latch	259	1
9203/053	Octal D-type edge-triggered flip-flop with clear	273	1
9208/003	9-bit odd/even parity generator/checker	280	1



MICROCIRCUITS, DIGITAL, MONOLITHIC,
HIGH SPEED CMOS, 54HC AND 54HCT SERIES

Current Validity of Qualification

Certificate

190 G

Valid Until

February 2010

Page

08-80

002-2D

Types covered by similarity:

ESCC Spec. No.	Component Type	Component Type	Note
9202/075	4-bit binary full adder with fast carry	54HC 283	1
9401/052	Hex bus buffer with 3-state output	365	1
9401/044	Hex bus buffer with 3-state output	367	1
9203/059	Octal D-type transparent latch with 3-state output	373	1
9203/060	Octal D-type edge-triggered flip-flop with 3-state output	374	1
9201/121	Quad 2-input exclusive OR gate	386	1
9204/074	Dual 4-bit negative edge-triggered binary counter	393	1
9401/049	Octal bus buffer with inverted 3-state output	540	1
9401/047	Octal bus buffer with 3-state output	541	1
9202/072	Octal D-type transparent latch with 3-state output	573	1
9203/054	Octal D-type edge-triggered flip-flop with 3-state output	574	1
9204/071	8-bit binary counter with 3-state output register	590	1
9306/051	8-bit shift register with 3-state output register	595	1
9306/054	8-bit PISO shift register	597	1
9209/005	8-bit identify comparator	688	1
9201/130	Dual 4-input NOR gate	4002	1
9204/070	Asynchronous negative-edge-triggered 14-bit binary counter	4020	1
9204/069	Asynchronous negative edge-triggered 12-bit binary counter	4040	1
9401/037	Hex buffer/converter with inverted output	4049	1
9401/038	Hex buffer/converter	4050	1



MICROCIRCUITS, DIGITAL, MONOLITHIC,
HIGH SPEED CMOS, 54HC AND 54HCT SERIES

Current Validity of Qualification

Certificate

190 G

Valid Until

February 2010

Page

08-80

002-2E

Types covered by similarity:

ESCC Spec. No.	Component Type	Component Type	Note
9408/064	Analogue multiplexer/demultiplexer	54HC 4051	1
9408/065	Analogue multiplexer/demultiplexer (triple 2-channel)	4053	1
9204/076	Asynchronous negative-edge-triggered 14-bit binary counter and oscillator	4060	1
9408/052	Quad bilateral switch	4066	1
9201/124	Dual 4-input OR gate	4072	1
9201/129	Triple 3-input OR gate	4075	1
9201/123	8-input OR/NOR gate	4078	1
9306/050	8-bit SIPO shift latch register with 3-state output	4094	1
9205/019	4-to-16 line decoder/latch	4514	1
9203/070	Dual D-type flip-flop with preset and clear	54HCT 74	1
9401/045	Octal buffer with inverted 3-state output	240	1
9402/009	Octal bus buffer with 3-state output	244	1
9405/014	Octal bus transceiver with 3-state output	245	1
9203/064	Octal D-type transparent latch with 3-state output	373	1
9203/066	Octal D-type edge-triggered flip-flop with 3-state output	374	1
9401/055	Hex inverter (single stage) with unbuffered output	54HCU04	1



MICROCIRCUITS, DIGITAL, MONOLITHIC,
HIGH SPEED CMOS, 54HC AND 54HCT SERIES

Current Validity of Qualification

Certificate

190 G

Valid Until

February 2010

Page



08-80


002-2F


Section 09**Component Type: Relays**



Sub-Section	Page No.	Cert.	Type Designation	Manufacturer
09-01			Non-Latching 28Vdc Contact Rating	
	09-01-002	02 J	Type GP5	LEACH
	09-01-005	239 C	Type E	LEACH
	09-01-006	279	Type 317	STPI
09-02			Latching, 28Vdc Contact Rating	
	09-02-002	13 J	Type GP2	LEACH
	09-02-006	240 C	Type D	LEACH
	09-02-007	280	Type 3*7B	STPI
09-03			Latching, 50Vdc Contact Rating	
	09-03-001	93 H	Type GP250	LEACH



**SECTION 09-**: INDEX OF RELAYS****REP005 Updated on 15-Apr-09**


Types covered by similarity: Variants 01 to 08 are qualified Coil Voltages 6 and 12 Vdc		Remarks:				
Procurement Specifications		Manufacturer	Nature of Approval	Supervising Authority	Date	
Generic ESCC 3601	Detail ESCC 3601/003	LEACH International Europe Niort France	Qualification	CNES	Apr 1978	
			Extension	CNES	Oct 1980	
			Extension	CNES	Jan 1984	
			Extension	CNES	Oct 1986	
			Extension	CNES	Jul 1992	
			Extension	CNES	Jun 1995	
			Extension	CNES	Dec 1998	
Characteristics:			Extension	CNES	Nov 2001	
Contact Rating 2 A at 28 Vdc			Extension	CNES	Jun 2005	
Contact Configuration 2 PDT			Extension	CNES	Feb 2008	
Package Type Half-crystal can						
Coil Voltage 26.5 Vdc						
Operating Temperature Range (°C): -65 to +125						
 	RELAY, NON-LATCHING, ELECTROMAGNETIC, TYPE GP 5		Current Validity of Qualification		Page	
			Certificate	Valid Until	09-01	
		02 J	February 2010	002		


Types covered by similarity: Variants 01 to 11 are qualified		Remarks:				
Procurement Specifications		Manufacturer	Nature of Approval	Supervising Authority	Date	
Generic ESCC 3601 Detail ESCC 3601/012		LEACH International Europe Niort France	Qualification Extension Extension Extension	CNES CNES CNES CNES	Apr 1997 Sep 2000 Jan 2004 Feb 2008	
Characteristics: Contact Rating 1 A at 28 Vdc Contact Configuration 2 PDT Package Type 1/6 crystal can Coil Voltage 6, 12, 26.5 Vdc Operating Temperature Range (°C): -65 to +125						
 ESCC European Space Components Coordination QPL		RELAY, NON-LATCHING, ELECTROMAGNETIC, TYPE E		Current Validity of Qualification		Page
				Certificate	Valid Until	09-01
				239 C	February 2010	005

Types covered by similarity: Variants 01 to 06 are qualified Coil voltages 6 and 12 Vdc		Remarks:				
Procurement Specifications		Manufacturer	Nature of Approval	Supervising Authority	Date	
Generic ESCC 3601 Detail ESCC 3601/007		STPI Paris France	Qualification	CNES	Apr 2007	
Characteristics: Contact Rating 15 A at 28 Vdc Contact Configuration 2 PDT Size (mm. max.) 26x26x14 Package Type 1/2 can Coil Voltage 6, 12, 28 Vdc Operating Temperature Range (°C): -65 to +125						
		RELAY, NON-LATCHING, ELECTROMAGNETIC, TYPE 317		Current Validity of Qualification		Page
				Certificate 279	Valid Until April 2009	09-01 006

Types covered by similarity: Variants 01 to 08 are qualified Coil Voltages 6 and 12 Vdc		Remarks:				
Procurement Specifications		Manufacturer	Nature of Approval	Supervising Authority	Date	
Generic ESCC 3602	Detail ESCC 3602/003	LEACH International Europe Niort France	Qualification	CNES	Jan 1979	
			Extension	CNES	Feb 1981	
			Extension	CNES	Jan 1984	
			Extension	CNES	Oct 1986	
			Extension	CNES	Jul 1992	
			Extension	CNES	Jun 1995	
			Extension	CNES	Dec 1998	
Characteristics:			Extension	CNES	Nov 2001	
Contact Rating 2 A at 28 Vdc			Extension	CNES	Jun 2005	
Contact Configuration 2 PDT			Extension	CNES	Feb 2008	
Package Type Half-size crystal can						
Coil Voltage 26.5 Vdc						
Operating Temperature Range (°C): -65 to +125						
 	RELAY, LATCHING, ELECTROMAGNETIC, TYPE GP 2		Current Validity of Qualification		Page	
			Certificate	Valid Until	09-02	
		13 J	February 2010	002		

Types covered by similarity:		Remarks:			
Procurement Specifications		Manufacturer	Nature of Approval	Supervising Authority	Date
Generic ESCC	3602	LEACH International Europe Niort France	Qualification	CNES	Apr 1997
			Extension	CNES	Sep 2000
Detail ESCC	3602/019		Extension	CNES	Jan 2004
			Extension	CNES	Feb 2008
Characteristics:					
Contact Rating 1 A at 28 Vdc					
Contact Configuration 2 PDT					
Package Type 1/6 crystal can					
Coil Voltage 6, 12, 26.5 Vdc					
Operating Temperature Range (°C): -65 to +125					
 	RELAY, LATCHING, ELECTROMAGNETIC, TYPE D		Current Validity of Qualification		Page
			Certificate	Valid Until	09-02
		240 C	February 2010	006	


Types covered by similarity: Variants 01 to 09 and 11 to 19 are qualified Coil Voltages 6 and 12 Vdc				Remarks:																
Procurement Specifications		Manufacturer		Nature of Approval	Supervising Authority	Date														
Generic ESCC 3602 Detail ESCC 3602/004 3602/009		STPI Paris France		Qualification	CNES	Apr 2007														
Characteristics: <table border="0" style="width:100%"> <tr> <td style="width:50%">3602/004</td> <td style="width:50%">3602/009</td> </tr> <tr> <td>Contact Rating 15 A at 28 Vdc</td> <td>Contact Rating 15 A at 28 Vdc</td> </tr> <tr> <td>Contact Configuration 4 PDT</td> <td>Contact Configuration 2 PDT</td> </tr> <tr> <td>Size (mm. max.) 26x26x26</td> <td>Size (mm. max.) 26x26x13.34</td> </tr> <tr> <td>Package Type can</td> <td>Package Type 1/2 can</td> </tr> <tr> <td>Coil Voltage 28 Vdc</td> <td>Coil Voltage 28 Vdc</td> </tr> <tr> <td>Operating Temperature Range (°C): -65 to +125</td> <td>Operating Temperature Range (°C): -65 to +125</td> </tr> </table>							3602/004	3602/009	Contact Rating 15 A at 28 Vdc	Contact Rating 15 A at 28 Vdc	Contact Configuration 4 PDT	Contact Configuration 2 PDT	Size (mm. max.) 26x26x26	Size (mm. max.) 26x26x13.34	Package Type can	Package Type 1/2 can	Coil Voltage 28 Vdc	Coil Voltage 28 Vdc	Operating Temperature Range (°C): -65 to +125	Operating Temperature Range (°C): -65 to +125
3602/004	3602/009																			
Contact Rating 15 A at 28 Vdc	Contact Rating 15 A at 28 Vdc																			
Contact Configuration 4 PDT	Contact Configuration 2 PDT																			
Size (mm. max.) 26x26x26	Size (mm. max.) 26x26x13.34																			
Package Type can	Package Type 1/2 can																			
Coil Voltage 28 Vdc	Coil Voltage 28 Vdc																			
Operating Temperature Range (°C): -65 to +125	Operating Temperature Range (°C): -65 to +125																			
		RELAY, NON-LATCHING, ELECTROMAGNETIC, TYPE 3*7B			Current Validity of Qualification		Page													
					Certificate 280	Valid Until April 2009	09-02 006													


Types covered by similarity: Variants 01 to 08 are qualified Coil Voltage 12 Vdc		Remarks:			
Procurement Specifications		Manufacturer	Nature of Approval	Supervising Authority	Date
Generic ESCC 3602	Detail ESCC 3602/010 Characteristics: Contact Rating 2 A at 50 Vdc (100000 ops) Contact Configuration 2 PDT Package Type Half-size crystal can Coil Voltage 26.5 Vdc Operating Temperature Range (°C): -65 to +125	LEACH International Europe Niort France	Qualification	ESTEC	Feb 1982
			Extension	CNES	Jul 1984
			Extension	CNES	Sep 1987
			Extension	CNES	Jul 1992
			Extension	CNES	Jun 1995
			Extension	CNES	Dec 1998
			Extension	CNES	Nov 2001
			Extension	CNES	Jun 2005
			Extension	CNES	Feb 2008
			RELAY, LATCHING, ELECTROMAGNETIC, TYPE GP 250		Current Validity of Qualification Certificate 93 H Valid Until February 2010 Page 09-03 001


Section 10**Component Type: Resistors**


Sub-Section	Page No.	Cert.	Type Designation	Manufacturer
10-02			Fixed, Film, High Precision	
	10-02-001	116 K	Type RNC 90	Vishay S.A. Sfernice
10-07			Shunts	
	10-07-001	285	Types SMP, SMS, SMT	Isabellenhütte
10-08			Fixed, Film	
	10-08-006	256 D	Surface Mount, Type MS1	Vishay Electronic (Selb)
10-09			Chip	
	10-09-002	265 C	Type P HR	Vishay S.A. Sfernice
10-10			Network	
	10-10-001	235 E	Single-in-Line	Vishay S.A. Sfernice
10-11			Flexible, Foil, Heaters	
	10-11-001-1	184 G	Single & Double Layer	IRCA


**SECTION 10-**: INDEX OF RESISTORS****REP005 Updated on 15-Apr-09**


Types covered by similarity: Tolerance ($\pm\%$) = 0.02, 0.05, 0.1, 0.2, 0.5, 1% Variants 03, 04, 07 and 08 are qualified						Remarks: New package fabrication is now located at Nice.																
Procurement Specifications			Manufacturer			Nature of Approval	Supervising Authority	Date														
Generic ESCC 4001 Detail ESCC 4001/011			VISHAY S.A. Division Sfernice Nice France			Qualification	CNES	Dec 1983														
Characteristics: E192 Value Series, Critical R = 180 k Ω <table border="1"> <thead> <tr> <th>Style</th> <th>Detail Spec.</th> <th>Range (Ω)</th> <th>Tol. ($\pm\%$)</th> <th>TC (\pmppm/$^{\circ}$C)</th> <th>Power Rating (W)</th> <th>Max. Voltage (V)</th> </tr> </thead> <tbody> <tr> <td>RNC 90 (RS92N)</td> <td>4001/011</td> <td>50 - 100k</td> <td>0.02 0.05 0.5 1.0</td> <td>$\pm 5, \leq 125^{\circ}\text{C}$ $\pm 10, \leq 125^{\circ}\text{C}$ $\pm 10, > 125^{\circ}\text{C}$ and $\leq 175^{\circ}\text{C}$</td> <td>0.5 @ 70 $^{\circ}\text{C}$ 0.3 @ 125 $^{\circ}\text{C}$</td> <td>300</td> </tr> </tbody> </table> Operating Temperature Range, ($^{\circ}\text{C}$): -55 to +175						Style	Detail Spec.	Range (Ω)	Tol. ($\pm\%$)	TC (\pm ppm/ $^{\circ}$ C)	Power Rating (W)	Max. Voltage (V)	RNC 90 (RS92N)	4001/011	50 - 100k	0.02 0.05 0.5 1.0	$\pm 5, \leq 125^{\circ}\text{C}$ $\pm 10, \leq 125^{\circ}\text{C}$ $\pm 10, > 125^{\circ}\text{C}$ and $\leq 175^{\circ}\text{C}$	0.5 @ 70 $^{\circ}\text{C}$ 0.3 @ 125 $^{\circ}\text{C}$	300	Extension	CNES	Oct 1986
						Style	Detail Spec.	Range (Ω)	Tol. ($\pm\%$)	TC (\pm ppm/ $^{\circ}$ C)	Power Rating (W)	Max. Voltage (V)										
						RNC 90 (RS92N)	4001/011	50 - 100k	0.02 0.05 0.5 1.0	$\pm 5, \leq 125^{\circ}\text{C}$ $\pm 10, \leq 125^{\circ}\text{C}$ $\pm 10, > 125^{\circ}\text{C}$ and $\leq 175^{\circ}\text{C}$	0.5 @ 70 $^{\circ}\text{C}$ 0.3 @ 125 $^{\circ}\text{C}$	300										
						Extension	CNES	Nov 1989														
						Extension	CNES	Jul 1992														
						Requalification	CNES	Apr 1994														
						Extension	CNES	Sep 1996														
						Extension	CNES	Jan 1999														
						Extension	CNES	Jul 2001														
						Extension	CNES	Nov 2003														
Extension	CNES	Apr 2006																				
Extension	CNES	Sep 2008																				
 QPL						RESISTORS, FILM, FIXED, NON-HERMETICALLY SEALED, BASED ON TYPE RNC 90		Current Validity of Qualification		Page												
						Certificate	Valid Until	10-02														
						116 K	September 2010	001														

Types covered by similarity: Tolerance (%) = ±1 Variants 01, 02 and 03 are qualified				Remarks:			
Procurement Specifications		Manufacturer		Nature of Approval	Supervising Authority	Date	
Generic ESCC 4001 Detail ESCC 4001/027		ISABELLENHÜTTE HEUSLER GmbH & Co. KG Dillenburg Germany		Qualification	DLR	Nov 2008	
Characteristics:							
Style	Detail Spec. Variant	Range (Ω)	Tol. (±%)	TC (± 10 ⁻⁶ /°C) Applicable to All Variants	Power Rating (W)		
SMP- 2010	001	0.005-1.000	0.5	-100, +0 over T _{amb} = -55 to +22 °C	1		
SMS- 2512	002	0.003-1.000	0.5	±60 over T _{amb} = +22 to +170 °C	2		
SMT- 2817	003	0.004-2.000	0.5	±50 over T _{amb} = -55 to +60 °C	3		
Operating Temperature Range, (°C): -55 to +170							
		RESISTORS, FIXED, CHIP, METAL FOIL, BASED ON TYPES SMP-PW, SMS-PT AND SMT-PT			Current Validity of Qualification		Page
					Certificate 285	Valid Until November 2010	10-07 001

Types covered by similarity: Tolerance ($\pm\%$) = 0.1, 0.5, 1.0 Variants 01 to 08 inclusive are qualified				Remarks:																																						
Procurement Specifications		Manufacturer		Nature of Approval	Supervising Authority	Date																																				
Generic ESCC 4001		VISHAY Electronic Division Draloric Selb Germany		Qualification	DLR	Oct 1999																																				
Detail ESCC 4001/022				Extension	DLR	Oct 2001																																				
				Extension	DLR	Oct 2003																																				
				Extension	DLR	Nov 2005																																				
				Extension	DLR	Oct 2007																																				
Characteristics: Critical R = 160 k Ω																																										
<table border="1"> <thead> <tr> <th>Range (Ω)</th> <th>Tol. ($\pm\%$)</th> <th>TC (\pmppm/$^{\circ}$C)</th> <th>Value Series</th> </tr> </thead> <tbody> <tr> <td>43.2 - 1.00 M</td> <td>0.1</td> <td>50</td> <td>E96</td> </tr> <tr> <td>10.0 - 1.000 M</td> <td>0.5</td> <td></td> <td></td> </tr> <tr> <td>2.21 - 5.11 M</td> <td>1.0</td> <td></td> <td></td> </tr> <tr> <td>43.2 - 1.00 M</td> <td>0.1</td> <td>25</td> <td>E96</td> </tr> <tr> <td>10.0 - 1.00 M</td> <td>0.5</td> <td></td> <td></td> </tr> <tr> <td>10.0 - 1.00 M</td> <td>1.0</td> <td></td> <td></td> </tr> <tr> <td>43.2 - 0.221 M</td> <td>0.1</td> <td>15</td> <td>E96</td> </tr> <tr> <td>10.0 - 0.511 M</td> <td>0.5</td> <td></td> <td></td> </tr> </tbody> </table>		Range (Ω)	Tol. ($\pm\%$)	TC (\pm ppm/ $^{\circ}$ C)	Value Series	43.2 - 1.00 M	0.1	50	E96	10.0 - 1.000 M	0.5			2.21 - 5.11 M	1.0			43.2 - 1.00 M	0.1	25	E96	10.0 - 1.00 M	0.5			10.0 - 1.00 M	1.0			43.2 - 0.221 M	0.1	15	E96	10.0 - 0.511 M	0.5							
Range (Ω)	Tol. ($\pm\%$)	TC (\pm ppm/ $^{\circ}$ C)	Value Series																																							
43.2 - 1.00 M	0.1	50	E96																																							
10.0 - 1.000 M	0.5																																									
2.21 - 5.11 M	1.0																																									
43.2 - 1.00 M	0.1	25	E96																																							
10.0 - 1.00 M	0.5																																									
10.0 - 1.00 M	1.0																																									
43.2 - 0.221 M	0.1	15	E96																																							
10.0 - 0.511 M	0.5																																									
Operating Temperature Range, ($^{\circ}$ C): -55 to +125																																										
		RESISTORS, FILM, FIXED, SURFACE MOUNT, NON-HERMETICALLY SEALED, BASED ON TYPE MS1			Current Validity of Qualification		Page																																			
					Certificate 256 D	Valid Until October 2009	10-08 006																																			

Types covered by similarity: Variants 01, 02 and 03 are qualified							Remarks:			
Tolerance ($\pm\%$)		$R \leq 100 \Omega$	$\pm 0.1/0.05 \%$							
		$100 < R \leq 250 \Omega$	$\pm 0.1/0.05/0/02 \%$							
		$R > 250 \Omega$	$\pm 0.1/0.05/0.02/0.01 \%$							
Procurement Specifications				Manufacturer			Nature of Approval		Supervising Authority	Date
Generic ESCC 4001				VISHAY S.A. Division Sfernice Nice France			Qualification		CNES	May 2001
Detail ESCC 4001/023							Extension		CNES	Oct 2003
							Extension		CNES	Feb 2006
						Extension		CNES	May 2008	
Characteristics:										
Style	Range (Ω)	Tol. ($\pm\%$)	TC ($\pm\text{ppm}/^\circ\text{C}$)	Critical R (Ω)	Rated Dissipation (W)	Type Variant				
0603	50 - 0.2 M	0.01, 0.02, 0.05	$\pm 10, \pm 25$	12.25k	0.1	01				
0805	50 - 0.25 M	0.01, 0.02, 0.05	$\pm 10, \pm 25$	45k	0.125	02				
1206	50 - 1.0 M	0.01, 0.02, 0.05	$\pm 10, \pm 25$	40k	0.25	03				
Operating Temperature Range, ($^\circ\text{C}$): -55 to +155 Lead material is Type E with Type 4 finish										
			RESISTORS, FILM, FIXED, CHIP, THIN FILM, BASED ON TYPE P HR				Current Validity of Qualification			Page
							Certificate 265 C		Valid Until May 2010	10-09 002


Types covered by similarity:						Remarks: Last time buy: Orders will be accepted until end of February 2009.		
Procurement Specifications				Manufacturer		Nature of Approval	Supervising Authority	Date
Generic ESCC 4005				VISHAY S.A. Division Sfernice Nice France		Qualification	CNES	Oct 1996
Detail ESCC 4005/003						Extension	CNES	Apr 1999
						Extension	CNES	Jul 2001
						Extension	CNES	Dec 2003
						Extension	CNES	Feb 2006
						Extension	CNES	Mar 2008
Characteristics: Variants 01 to 07 in 6, 8, 9 and 10 pin packages are qualified								
Detail Spec.	Range (Ω)	Tol. ($\pm\%$)	TC ($10^{-6}/^{\circ}\text{C}$)	Power Rating (mW)	Limiting Element Voltage (U_L)			
4005/003	46.4 to 1.0 M	$R \leq 100 \Omega, \pm 2.0 \Omega$ $R > 100 \Omega, \pm 2.0 \Omega$	± 150	180 for individual R 100 for parallel Rs	100 V			
Operating Temperature Range, ($^{\circ}\text{C}$): -55 to +175								
			RESISTORS, NETWORKS, THICK FILM, SINGLE-IN-LINE PACKAGES			Current Validity of Qualification		Page
						Certificate 235 E	Valid Until March 2010	10-10 001

Types covered by similarity:		Remarks: Maintenance of qualification testing is under-way.			
Procurement Specifications		Manufacturer	Nature of Approval	Supervising Authority	Date
Generic ESCC 4009 Detail ESCC 4009/002		IRCA RICA Division Vitorio Veneto Italy	Qualification	ESTEC	Apr 1992
Characteristics: Single layer and double layer heaters Maximum Ohmic density 200 Ω/cm^2 Tolerances $\pm 2, 3, 5, 10 \%$ Resistance 1 Ω to 5000 Heating Area 1.6 to 1300 cm^2 Terminal Lead 20, 22, 24, 26, 28, 30 AWG Temperature coefficient (10-6/ $^{\circ}\text{C}$): 175 Operating Temperature Range, ($^{\circ}\text{C}$): -65 to +200			Extension		May 1994
			Extension		Mar 1996
			Extension		Feb 1998
			Extension		Apr 2000
			Extension		Aug 2002
		Extension	Dec 2004		
			Extension	ESTEC	Aug 2007
		RESISTORS, HEATERS, FLEXIBLE SINGLE AND DOUBLE LAYER	Current Validity of Qualification		Page
			Certificate	Valid Until	10-11
			184 G	August 2009	001-1

Section 11**Component Type: Thermistors**

Sub-Section	Page No.	Cert.	Type Designation	Manufacturer
11-01			NTC	
	11-01-001	266 D	Types G15K4D489 and *K3A35*	Betatherm Sensors


**SECTION 11-**: INDEX OF THERMISTORS****REP005 Updated on 15-Apr-09**

Types covered by similarity:		Remarks:		
Procurement Specifications	Manufacturer	Nature of Approval	Supervising Authority	Date
Generic ESCC 4006	Betatherm Sensors Galway Ireland	Qualification	ESTEC	Jul 2001
Detail ESCC 4006/013 4006/014		Extension	ESTEC	Jan 2002
<p>Characteristics:</p> <p>4006/013: Variants 01 to 05 are qualified.</p> <p>4006/014: Variants 08 and 09 are qualified.</p> <p>Operating Temperature Range, (°C): -55 to +115 for 4006/013, -60 to +160 for 4006/014 variant 08 and 60 to +125 for 4006/014 variant 09</p>		Extension	ESTEC	Sep 2004
		Extension	ESTEC	Nov 2006
		Extension	Enterprise Ireland	Nov 2008
	<p>THERMISTORS, (THERMALLY SENSITIVE RESISTORS), NTC, BASED ON TYPES G15K4D489 AND *K3A35*</p>	Current Validity of Qualification		Page
		Certificate 266 D	Valid Until November 2010	11-01 001


Section 12**Component Type: Transistors**

Sub-Section	Page No.	Cert.	Type Designation	Manufacturer
12-01			Low Power, NPN	
	12-01-002-3A-B	233 G	Types NPN	ST Microelectronics
	12-01-003-1	106 L	Type 2N2369A	ST Microelectronics
12-02			Low Power, PNP	
	12-02-002-3A-B	234 G	Types PNP	ST Microelectronics
12-10			RF/Microwave, NPN, Low Power, Low Noise	
	12-10-001	230 C	Types BFY 193	Infineon
	12-10-002	245 C	Types BFY 405-450	Infineon
12-15			Microwave, Gallium Arsenide, Power	
	12-15-001	246 B	Types CLY 32	Infineon
12-16			Microwave, Gallium Arsenide	
	12-16-001	213 C	Types CFY66 & 67, High Electron Mobility, Low Noise	Infineon

**SECTION 12-**: INDEX OF TRANSISTORS****REP005 Updated on 15-Apr-09**

Types covered by similarity:											Remarks:			
Procurement Specifications					Manufacturer						Nature of Approval		Supervising Authority	Date
Generic ESCC 5000					ST Microelectronics Rennes France						Qualification		CNES	Sep 1996
Detail ESCC Please refer to the next page											Extension		CNES	Sep 1997
Characteristics: Maximum Rating:					Extension		CNES	Aug 1998						
					Extension		CNES	Nov 1999						
					Extension		CNES	Nov 2001						
					Extension		CNES	Dec 2003						
					Extension		CNES	Mar 2006						
	2N2222A	2N2484	2N2219A		2N5551	2N3700	2N3019	2N5154	BUX 77	2N2920A	Extension		CNES	Jul 2008
V _{CBO} (V):	75	60	75	BV _{CBO} (V)	180	140	140	100	100	60				
V _{CEO} (V):	40	60	40	BV _{CEO} (V)	160	80	80	80	80	60				
Packages:	TO-18, TO-39, TO-66, TO-77, TO-257, LCCC3, LCCC6 and SMD0.5													
Operating Temperature Range (°C), -65 to +200														
					<p style="text-align: center;">TRANSISTORS, LOW AND HIGH POWER, NPN</p>						Current Validity of Qualification			Page
											Certificate		Valid Until	12-01
											233 G		July 2010	002-3A

ESCC Specification No.	Component Type	Package	Qualified Variants
5201/001	2N 2484	TO-18, LCCC3	01, 02, 04, 05
5201/002	2N 2222A	TO-18, LCCC3	01, 02, 04, 05
5201/019	2N 5551	TO-18, LCCC3, TO-39	01, 02, 04, 05, 06, 07
5201/003	2N 2219 A	TO-39	01, 02
5201/004	2N 3700	TO-18, LCCC3	01, 02, 04, 05
5203/010	2N 5154, BFX 34	TO-39, TO-257, SMD0.5	01, 02, 04, 05, 06
5203/016	BUX 77ESY	TO-257	06, 07
5207/002	2N 2920A	TO-77 and LCCC6	03, 06, 12, 15
5201/011	2N3019	TO-39	03, 04



TRANSISTORS,
LOW AND HIGH POWER,
NPN

Current Validity of Qualification

Certificate

233 G



Valid Until


July 2010

Page


12-01


002-3B



Types covered by similarity:		Remarks:			
Procurement Specifications		Manufacturer	Nature of Approval	Supervising Authority	Date
Generic ESCC 5000 Detail ESCC 5201/006		ST Microelectronics Rennes France	Qualification	CNES	Feb 1983
Characteristics: Variants 01, 02, 04 and 05 are qualified h_{FE} min/max: 40/120 at $I_C = 10$ mA t_{on} : 12 ns $V_{CE SAT}$: 0.5V at $I_C = 100$ mA t_{off} : 18 ns Maximum Ratings: P_D : 360 mW at $T_{amb} +25$ C B_{VCBO} : 40 V B_{VCEO} : 15 V I_C : 500 mA, 10 μ sec pulse Package Types: TO-18 and LCCC3 Operating Temperature Range ($^{\circ}$ C): - 65 to +200			Extension	CNES	Jul 1987
			Extension	CNES	Apr 1990
			Extension	CNES	Aug 1992
			Extension	CNES	Jun 1995
			Extension	CNES	Sep 1996
			Extension	CNES	Sep 1997
			Extension	CNES	Nov 1999
			Extension	CNES	Nov 2001
			Extension	CNES	Dec 2003
		Extension	CNES	Mar 2006	
		Extension	CNES	Jul 2008	
 	TRANSISTORS, LOW POWER, NPN, TYPE 2N 2369A	Current validity of Qualification		Page	
		Certificate	Valid Until	12-01	
106 L	July 2010	003-1			


Types covered by similarity:									Remarks:			
Procurement Specifications						Manufacturer			Nature of Approval		Supervising Authority	Date
Generic ESCC 5000 Detail ESCC Please refer to the next page						ST Microelectronics Rennes France			Qualification		CNES	Sep 1996
									Extension		CNES	Sep 1997
									Extension		CNES	Aug 1998
									Extension		CNES	Nov 1999
									Extension		CNES	Nov 2001
									Extension		CNES	Jan 2004
									Extension		CNES	Mar 2006
									Extension		CNES	Jul 2008
Characteristics:												
	2N2905A	2N2907A	2N3350	2N3810	2N4033	2N5153	BUX 78	2N5401				
BV _{CBO} (V)	60	60	60	60	80	100	100	160				
BV _{CEO} (V)	60	60	45	60	80	80	80	150				
Packages:	TO-18, TO-39, TO-77, TO-78, TO-257, LCCC3, LCCC6 and SMD0.5											
Operating Temperature Range (°C), -65 to +200												
						<p style="text-align: center;">TRANSISTORS, LOW AND HIGH POWER, PNP</p>			Current Validity of Qualification			Page
									Certificate		Valid Until	12-02
									234 G		July 2010	002-3A


ESCC Specification No.	Component Type	Package	Qualified Variants
5202/002	2N 2905A	TO-39	01, 02
5202/001	2N 2907A	TO-18, LCCC3	01, 02, 04, 05
5202/014	2N 5401	TO-18, LCCC3	01, 02, 04, 05
5204/002	2N 5153	TO-39, TO-257, SMD0.5	01, 02, 04, 05, 06
5204/006	BUX 78ESY	TO-257	06, 07
5207/005	2N 3810	TO-78, LCCC6	01, 02, 07, 09
5207/003	2N 3350	TO-77, LCCC6	01, 02, 04, 05
5202/008	2N 4033	TO-39, LCCC3	01, 02, 04, 05

 ESCC <small>European Space Components Coordination</small> QPL	<p style="text-align: center;">TRANSISTORS, LOW AND HIGH POWER, PNP</p>	Current Validity of Qualification		Page 12-02 002-3B
		Certificate 234 G	Valid Until July 2010	

Types covered by similarity: All variants from 01 to 07 are qualified (BFY 180, 280, 181, 182, 183, 193 and 196)		Remarks:																																							
Procurement Specifications		Manufacturer	Nature of Approval	Supervising Authority	Date																																				
Generic ESCC 5010		Infineon Technologies AG München Germany	Qualification	DARA	Jun 1996																																				
Detail ESCC 5611/006			Extension	DLR	Jan 2000																																				
			Extension	DLR	Nov 2004																																				
			Requalification	DLR	Mar 2008																																				
<p>Characteristics for BFY 193</p> <table border="0"> <tr> <td>V_{CE0} (V) max.</td> <td></td> <td>12</td> <td></td> <td></td> <td></td> </tr> <tr> <td>V_{CBO} (V) max.</td> <td></td> <td>20</td> <td></td> <td></td> <td></td> </tr> <tr> <td>h_{FE} min/max.</td> <td></td> <td>50/175</td> <td>@ $V_{CE} = 8.0$ V, $I_C = 30$ mA</td> <td></td> <td></td> </tr> <tr> <td>NF (dB) max.</td> <td>@ 2 GHz</td> <td>2.9</td> <td>@ $V_{CE} = 5.0$ V, $I_C = 15$ mA</td> <td></td> <td></td> </tr> <tr> <td>MAG/MSG (dB) min.</td> <td>@ 2 GHz</td> <td>12.5</td> <td>@ $V_{CE} = 5.0$ V, $I_C = 40$ mA</td> <td></td> <td></td> </tr> <tr> <td>f_T (GHz) min.</td> <td>@ 500 MHz</td> <td>6.5</td> <td>@ $V_{CE} = 5.0$ V, $I_C = 40$ mA</td> <td></td> <td></td> </tr> </table> <p>Package: "Micro-X1"</p> <p>Total Power Dissipation (P_{tot}) = 580 mW</p> <p>Operating Temperature Range ($^{\circ}$C): $T_{op} = - 65$ to $+200$</p>						V_{CE0} (V) max.		12				V_{CBO} (V) max.		20				h_{FE} min/max.		50/175	@ $V_{CE} = 8.0$ V, $I_C = 30$ mA			NF (dB) max.	@ 2 GHz	2.9	@ $V_{CE} = 5.0$ V, $I_C = 15$ mA			MAG/MSG (dB) min.	@ 2 GHz	12.5	@ $V_{CE} = 5.0$ V, $I_C = 40$ mA			f_T (GHz) min.	@ 500 MHz	6.5	@ $V_{CE} = 5.0$ V, $I_C = 40$ mA		
V_{CE0} (V) max.		12																																							
V_{CBO} (V) max.		20																																							
h_{FE} min/max.		50/175	@ $V_{CE} = 8.0$ V, $I_C = 30$ mA																																						
NF (dB) max.	@ 2 GHz	2.9	@ $V_{CE} = 5.0$ V, $I_C = 15$ mA																																						
MAG/MSG (dB) min.	@ 2 GHz	12.5	@ $V_{CE} = 5.0$ V, $I_C = 40$ mA																																						
f_T (GHz) min.	@ 500 MHz	6.5	@ $V_{CE} = 5.0$ V, $I_C = 40$ mA																																						
		<p>TRANSISTORS, MICROWAVE, SMALL SIGNAL, BIPOLAR, BASED ON TYPE BFY 193</p>		Current validity of Qualification		Page																																			
				Certificate	Valid Until	12-10																																			
				230 C	March 2010	001																																			

Types covered by similarity: All variants are qualified (BFY 405, 420, 450)		Remarks:																																													
Procurement Specifications		Manufacturer	Nature of Approval	Supervising Authority	Date																																										
Generic ESCC 5010		Infineon Technologies AG München Germany	Qualification	DARA	Jun 1997																																										
Detail ESCC 5611/008			Extension	DLR	Jan 2000																																										
			Extension	DLR	Dec 2003																																										
			Requalification	DLR	Mar 2008																																										
<p>Characteristics for BFY 450</p> <table> <tr> <td>V_{CE0} (V) max.</td> <td></td> <td>4.5</td> <td></td> <td></td> <td></td> </tr> <tr> <td>V_{CBO} (V) max.</td> <td></td> <td>15</td> <td></td> <td></td> <td></td> </tr> <tr> <td>I_C (mA) max.</td> <td></td> <td>100</td> <td></td> <td></td> <td></td> </tr> <tr> <td>I_B (mA) max.</td> <td></td> <td>10</td> <td></td> <td></td> <td></td> </tr> <tr> <td>h_{FE} min/max.</td> <td></td> <td>50/150</td> <td>@ $V_{CE} = 1.0$ V, $I_C = 20$ mA</td> <td></td> <td></td> </tr> <tr> <td>NF (dB) max.</td> <td>@ 1.8 GHz</td> <td>2.0</td> <td>@ $V_{CE} = 2.0$ V, $I_C = 10$ mA</td> <td></td> <td></td> </tr> <tr> <td>f_T (GHz) min.</td> <td>@ 1.0 GHz</td> <td>18</td> <td>@ $V_{CE} = 3.0$ V, $I_C = 90$ mA</td> <td></td> <td></td> </tr> </table> <p>Package: "Micro-X"</p> <p>Total Power Dissipation (P_{tot}) = 450 mW</p> <p>Operating Temperature Range (°C): $T_{op} = -65$ to $+175$</p>						V_{CE0} (V) max.		4.5				V_{CBO} (V) max.		15				I_C (mA) max.		100				I_B (mA) max.		10				h_{FE} min/max.		50/150	@ $V_{CE} = 1.0$ V, $I_C = 20$ mA			NF (dB) max.	@ 1.8 GHz	2.0	@ $V_{CE} = 2.0$ V, $I_C = 10$ mA			f_T (GHz) min.	@ 1.0 GHz	18	@ $V_{CE} = 3.0$ V, $I_C = 90$ mA		
V_{CE0} (V) max.		4.5																																													
V_{CBO} (V) max.		15																																													
I_C (mA) max.		100																																													
I_B (mA) max.		10																																													
h_{FE} min/max.		50/150	@ $V_{CE} = 1.0$ V, $I_C = 20$ mA																																												
NF (dB) max.	@ 1.8 GHz	2.0	@ $V_{CE} = 2.0$ V, $I_C = 10$ mA																																												
f_T (GHz) min.	@ 1.0 GHz	18	@ $V_{CE} = 3.0$ V, $I_C = 90$ mA																																												
 		<p>TRANSISTORS, MICROWAVE, SMALL SIGNAL, BIPOLAR, BASED ON TYPE BFY 450</p>		Current validity of Qualification		Page																																									
				Certificate	Valid Until	12-10																																									
				245 C	March 2010	002																																									

Types covered by similarity:		Remarks:		
Procurement Specifications	Manufacturer	Nature of Approval	Supervising Authority	Date
Generic ESCC 5010	Infineon Technologies AG München Germany	Qualification	DLR	Nov 1997
Detail ESCC 5614/006		Extension	DLR	Jan 2000
		Requalification	DLR	Mar 2008
Characteristics for CLY 32 V_{DS} (V) max. 14 V_{DG} (V) max. 16 V_{GS} (V) max. -6.0 P_{Out} (dBm) min. 32 @ $V_{DS} = 9.0$ V, $f=2.3$ GHz, $P_{IN} = 21.5$ dBm, power matched n_{add} (%) min. 45 @ $V_{DS} = 9.0$ V, $f=2.3$ GHz, $P_{IN} = 21.5$ dBm, power matched Package: MWP 25 Total Power Dissipation (P_{tot}) = 6.75 W Operating Temperature Range ($^{\circ}C$): $T_{ch} = - 65$ to +175				
	TRANSISTORS, MICROWAVE, METAL SEMICONDUCTOR FIELD EFFECT, POWER, GALLIUM ARSENIDE BASED ON TYPE CLY 32	Current validity of Qualification		Page
		Certificate	Valid Until	12-15
		246 B	March 2010	001-1

Types covered by similarity: All variants are qualified				Remarks:			
Procurement Specifications		Manufacturer		Nature of Approval	Supervising Authority	Date	
Generic ESCC 5010 Detail ESCC 5613/002 ESCC 5613/004		Infineon Technologies AG München Germany		Qualification Extension Extension Requalification	DARA DLR DLR DLR	Apr 1994 Jan 2000 Dec 2003 Mar 2008	
Characteristics (@ 12 GHz):							
		NFmin. (dB)	Ga (dB)				
5613/002 lattice matched	variants 1 & 3 variants 2 & 4	0.8 1.0	10 9.5				
5613/004 pseudo-morphic	variants 1 & 3 Variants 2 & 4	0.8 1.0	11 10.5				
Package: Micro-X							
Total Power Dissipation (P_{tot}) = 200 mW derated from +31 °C T_{amb}							
Operating Temperature Range (°C): T_{stg} = - 65 to +150							
		TRANSISTORS, HIGH ELECTRON MOBILITY, GALLIUM ARSENIDE, MICROWAVE, LOW NOISE, SMALL SIGNAL, BASED ON TYPES CFY 66 AND CFY 67			Current validity of Qualification		Page
					Certificate 213 C	Valid Until March 2010	12-16 001

Section 13



Component Type: Wires and Cables


Sub-Section	Page No.	Cert.	Type Designation	Manufacturer
13-01			Low Frequency	
	13-01-001-1	07 M	Polyimide, Types FA-3901-1, FA 3901-2	Draka Fileca
	13-01-001-2	09 M	Polyimide, Types 1871-1872	Nexans
	13-01-001-3	132 J	Polyimide, Types 3901002**B	Axon' Cable
	13-01-003	08 M	PTFE, Types MTV-BTV	Nexans
	13-01-004-1	138 G	Polyimide, Type SPC	Gore
	13-01-004-2	219 G	Polyimide, Types SPL	Gore
	13-01-004-3	268 B	Polyimide, Types 3901019**B	Axon' Cable
	13-01-005-1	159 H	Crosslinked PTFE, Type Silver-Plated Copper	Tyco Electronics
	13-01-005-2	267 C	Crosslinked PTFE, Type Silver-Plated Copper	Axon' Cable
	13-01-008	215 G	PTFE, Polyimide / PFA Insulated, Type SPP	Gore
	13-01-009	216 F	PTFE, Polyimide / PFA Insulated, Shielded, Type SPM	Gore
	13-01-010-1	229 F	Polyimide, Insulated, Shielded, Type SPLD, Drain Wire	Gore
	13-01-011-1	257 D	Crosslinked, Modified ETFE, Type Silver-Plated Copper, Lightweight	Tyco Electronics
13-02			Coaxial, RF, Flexible	
	13-02-001	24 N	PTFE/Polyimide, Type 50 CIS	Nexans
	13-02-002-1	255 D	Coaxial, Triaxial, Balanced Shielded Line	Gore





SECTION 13-**: INDEX OF WIRES AND CABLES


REP005 Updated on 15-Apr-09


Types covered by similarity: FA 3901-1 All Variants Defined in the Detail Specification are qualified FA 3901-2 All Variants Defined in the Detail Specification are qualified		Remarks:		
Procurement Specifications	Manufacturer	Nature of Approval	Supervising Authority	Date
Generic ESCC 3901 Detail ESCC 3901/001 3901/002	Draka Fileca Ste-Genevieve France	Qualification	CNES	Jan 1979
		Extension	CNES	Sep 1981
		Extension	CNES	Jan 1984
		Extension	CNES	Aug 1986
		Extension	CNES	Jan 1989
		Extension	CNES	Apr 1991
		Extension	CNES	Jun 1993
		Extension	CNES	Jun 1995
		Extension	CNES	Aug 1997
		Extension	CNES	Aug 1999
		Extension	CNES	Jan 2002
		Extension	CNES	Jan 2004
		Extension	CNES	Feb 2006
Extension	CNES	Feb 2008		
Characteristics: Voltage Rating, maximum (Vrms):600 Temperature Range (°C): -100 to +200				
 	WIRES AND CABLES, LOW FREQUENCY, POLYIMIDE INSULATION BASED ON TYPES FA 3901-1, FA 3901-2		Current validity of Qualification	Page
			Certificate 07 M	Valid Until February 2010


Types covered by similarity: All variants are qualified.		Remarks: Maintenance of qualification testing is under-way.		
Procurement Specifications	Manufacturer	Nature of Approval	Supervising Authority	Date
Generic ESCC 3901 Detail ESCC 3901/001 3901/002	AXON' CABLE Montmirail France	Qualification	ESTEC	Dec 1985
		Extension	ESTEC	Jul 1988
		Extension	ESTEC	Jul 1990
		Extension	ESTEC	Nov 1993
		Extension	ESTEC	Jan 1996
		Extension	ESTEC	May 1999
		Extension	CNES	Jun 2002
		Extension	CNES	Sep 2004
		Extension	CNES	Oct 2004
		Extension	CNES	Mar 2007
Characteristics: Voltage Rating, maximum (Vrms):600 Temperature Range (°C): -100 to +200				
	WIRES AND CABLES, LOW FREQUENCY, POLYIMIDE INSULATION, BASED ON TYPES 3901001**B and 3901002**B	Current validity of Qualification		Page
		Certificate 132 J	Valid Until March 2009	13-01 001-3


Types covered by similarity: Variants 01 to 77 are qualified -MTV - BTV -MTV/G - BTV/G -MTV/BF/G - BTV/BF/G		Remarks:		
Procurement Specifications	Manufacturer	Nature of Approval	Supervising Authority	Date
Generic ESCC 3901 Detail ESCC 3901/013	Nexans Draveil France	Qualification	CNES	Jan 1979
		Extension	CNES	Sep 1981
		Extension	CNES	Dec 1983
		Extension	CNES	Mar 1987
		Extension	CNES	Jul 1989
		Extension	CNES	Sep 1991
		Extension	CNES	Aug 1993
		Extension	CNES	Sep 1995
		Extension	CNES	Aug 1997
		Extension	CNES	Aug 1999
		Extension	CNES	Aug 2001
		Extension	CNES	Aug 2003
		Extension	CNES	Nov 2005
	Extension	CNES	May 2008	
Characteristics: Voltage Rating, maximum (Vrms):600 Temperature Range (°C): -100 to +200				
	WIRES AND CABLES, LOW FREQUENCY, PTFE/POLYIMIDE INSULATION, BASED ON TYPES MTV-BTV	Current validity of Qualification		Page
		Certificate 08 M	Valid Until May 2010	13-01 003


Types covered by similarity: Variants 01-66 are qualified		Remarks: Maintenance of qualification testing is under-way.		
Procurement Specifications	Manufacturer	Nature of Approval	Supervising Authority	Date
Generic ESCC 3901 Detail ESCC 3901/009	W.L. Gore & Co Pleinfeld Germany	Qualification Extension Extension Extension Extension Extension Requalification Extension	DLR ESTEC DARA DARA DARA DLR DLR DLR	Aug 1986 Dec 1988 Jul 1991 Aug 1993 Feb 1996 Feb 1998 Nov 2004 Apr 2007
Characteristics: Voltage Rating, maximum (Vrms):600 Temperature Range (°C): -150 to +150				
	<p style="text-align: center;">WIRES AND CABLES, LOW FREQUENCY, POLYIMIDE INSULATION, BASED ON TYPES SPC 2110</p>	Current validity of Qualification		Page
		Certificate 138 G	Valid Until April 2009	13-01 004-1


Types covered by similarity: Variants 01-94 are qualified		Remarks:		
Procurement Specifications	Manufacturer	Nature of Approval	Supervising Authority	Date
Generic ESCC 3901 Detail ESCC 3901/019	W.L. Gore & Co Pleinfeld Germany	Qualification Extension Extension Extension Extension Extension Extension Extension	DARA DARA DLR DLR DLR DLR DLR DLR	Nov 1994 Nov 1996 Oct 1998 Oct 2000 Nov 2002 Nov 2004 Oct 2006 Nov 2008
Characteristics: Voltage Rating, maximum (Vrms):600 Temperature Range (°C): -200 to +200				
	WIRES AND CABLES, LOW FREQUENCY, POLYIMIDE INSULATION, BASED ON TYPES SPL	Current validity of Qualification		Page
		Certificate 219 G	Valid Until November 2010	13-01 004-2


Types covered by similarity: Variants of construction AWG 12 to 28 All variants are qualified with the exception of variants 01, 09, 17, 24, 25, 32, 48, 56, 64, 72, and 79		Remarks: Maintenance of qualification testing is under-way.		
Procurement Specifications	Manufacturer	Nature of Approval	Supervising Authority	Date
Generic ESCC 3901 Detail ESCC 3901/019	AXON' CABLE Montmirail France	Qualification Extension Extension	CNES CNES CNES	Jun 2002 Sep 2004 Mar 2007
Characteristics: AWG 12 to 28 inclusive are qualified Voltage Rating, maximum (Vrms):600 Temperature Range (°C): -200 to +200				
	WIRES AND CABLES, LOW FREQUENCY, POLYIMIDE INSULATION, BASED ON TYPES 3901019**B	Current validity of Qualification		Page
		Certificate 268 B	Valid Until March 2009	13-01 004-3


Types covered by similarity: Variants 01 to 80 are qualified.		Remarks: This product is not intended for manned space applications.		
Procurement Specifications	Manufacturer	Nature of Approval	Supervising Authority	Date
Generic ESCC 3901 Detail ESCC 3901/012	Tyco Electronics Dorcan, Swindon England	Qualification Extension Extension Extension Extension Extension Extension	RAE RAE DRA DERA DERA QinetiQ QinetiQ	Feb 1989 Jul 1992 Mar 1995 Sep 1997 Oct 1999 Nov 2001 Nov 2003
Characteristics: Maximum voltage: 600 Vrms Operating temperature range (°C): -100 to +200		Extension Extension Extension	QinetiQ QinetiQ BNSC	Nov 2005 Oct 2007
	<p style="text-align: center;">WIRES AND CABLES, LOW FREQUENCY, 600V, SILVER-PLATED COPPER, EXTRUDED CROSSLINKED FLUOROPOLYMER INSULATION, BASED ON TYPE 55/995X</p>	Current validity of Qualification		Page
		Certificate 159 H	Valid Until October 2009	13-01 005-1



Types covered by similarity: All variants are qualified.		Remarks: Maintenance of qualification testing is under-way. This product is not intended for manned space applications.		
Procurement Specifications	Manufacturer	Nature of Approval	Supervising Authority	Date
Generic ESCC 3901 Detail ESCC 3901/012	AXON' CABLE Montmirail France	Qualification Extension Extension Extension	CNES CNES CNES CNES	Mar 2002 Feb 2003 Sep 2004 Mar 2007
Characteristics: Wire code ISO 2635 Voltage Rating, maximum (Vrms) : 600 Temperature Range (°C): -100 to +200				
	WIRES AND CABLES, LOW FREQUENCY, 600V, SILVER-PLATED COPPER, EXTRUDED CROSSLINKED FLUOROPOLYMER INSULATION, BASED ON TYPE 3901012**B	Current validity of Qualification		Page
		Certificate 267 C	Valid Until March 2009	13-01 005-2



Types covered by similarity: All variants are qualified		Remarks:		
Procurement Specifications	Manufacturer	Nature of Approval	Supervising Authority	Date
Generic ESCC 3901	W.L. Gore & Co. Pleinfeld Germany	Qualification	DARA	Jul 1994
Detail ESCC 3901/017		Extension	DARA	Sep 1996
		Extension	DLR	Aug 1998
		Extension	DLR	Aug 2000
		Extension	DLR	Aug 2002
		Extension	DLR	Nov 2004
		Extension	DLR	Aug 2006
		Extension	DLR	Sep 2008
<p>Characteristics:</p> <p>Voltage Rating, maximum (Vrms) : 600 Temperature Range (°C): -200 to +200</p> <p>I_{max} (A): 45, 81 and 133 for AWG: 0, 4 and 8, respectively</p> <p>Expanded PTFE, extruded polyimide/fluorthermoplast insulation</p>				
	POWER WIRES FOR CRIMPING, LOW FREQUENCY, BASED ON TYPE SPP	Current validity of Qualification		Page
		Certificate 215 G	Valid Until September 2010	13-01 008

Types covered by similarity: Variants 01 to 88 are qualified.		Remarks:		
Procurement Specifications	Manufacturer	Nature of Approval	Supervising Authority	Date
Generic ESCC 3901 Detail ESCC 3901/018	W.L. Gore & Co. Pleinfeld Germany	Qualification Extension Extension Extension Extension Extension Extension	DARA DARA DLR DLR DLR DLR DLR	Jul 1994 Sep 1997 Aug 1999 Aug 2001 Aug 2003 Nov 2005 Feb 2008
<p>Characteristics:</p> <p>Voltage Rating, maximum (Vrms) : 600 Temperature Range (°C): -200 to +200</p> <p>Expanded PTFE, extruded polyimide/ FEP, sintered PTFE insulated wires. Expanded PTFE, extruded polyimide/fluorothermoplast insulated cables, shielded and jacketed.</p>				
	<p>WIRES AND CABLES, LOW FREQUENCY, INSULATED, POLYIMIDE/FLUOROTHERMOPLAST, BASED ON TYPE SPM</p>	Current validity of Qualification		Page
		Certificate 216 F	Valid Until February 2010	13-01 009

Types covered by similarity: All variants (01 to 41) are qualified.		Remarks:		
Procurement Specifications	Manufacturer	Nature of Approval	Supervising Authority	Date
Generic ESCC 3901 Detail ESCC 3901/021	W.L. Gore & Co. Pleinfeld Germany	Qualification Extension Extension Extension Extension Extension Extension	DARA DLR DLR DLR DLR DLR DLR	Feb1996 Feb 1998 Feb 2000 Feb 2002 Feb 2004 Feb 2006 Mar 2008
Characteristics: Voltage Rating, maximum (Vrms) : 600 Temperature Range (°C): -200 to +200 .				
	POLYIMIDE INSULATED SHIELDED CABLES WITH DRAIN WIRE, LOW FREQUENCY, BASED ON TYPE SPLD	Current validity of Qualification		Page
		Certificate 229 F	Valid Until March 2010	13-01 010-1

Types covered by similarity: 3901/020: All variants (01 - 80) are qualified 3901/022: All variants (01 - 72) are qualified.		Remarks:		
Procurement Specifications	Manufacturer	Nature of Approval	Supervising Authority	Date
Generic ESCC 3901 Detail ESCC 3901/020 ESCC 3901/022	Tyco Electronics Dorcan, Swindon England	Qualification Extension Extension Extension Extension	DERA QinetiQ QinetiQ BNSC BNSC	Oct 1999 Jan 2002 Jan 2005 Feb 2007 Feb 2009
<p>Characteristics: Wires and Cables variants consist of 1, 2, 3 and 4 cores with and without jackets and shields</p> <p>ESCC Detail Specification No. 3901/020 cables are silver-plated copper braided, and ESCC Detail Specification No. 3901/022 cables are silver-plated copper spiral shielded, Wire sizes are in accordance with ISO 2635.</p> <p>Maximum voltage: 600 Vrms Operating temperature range (°C): -100 to +200</p>				
	<p>WIRES AND CABLES, LOW FREQUENCY, 600V, SILVER-PLATED COPPER, EXTRUDED CROSSLINKED MODIFIED ETFE, LIGHTWEIGHT</p>	Current validity of Qualification		Page
		Certificate 257 D	Valid Until February 2011	13-01 011-1

Types covered by similarity:		Remarks:			
Procurement Specifications	Manufacturer	Nature of Approval	Supervising Authority	Date	
Generic ESCC 3902	Nexans Draveil France	Qualification	CNES	July 1979	
Detail ESCC 3902/001		Extension	CNES	Feb 1982	
		Extension	CNES	July 1984	
		Extension	CNES	Mar 1987	
		Extension	CNES	July 1989	
		Extension	CNES	Sept 1991	
		Extension	CNES	Aug 1993	
		Extension	CNES	Sep 1995	
		Extension	CNES	Aug 1997	
		Extension	CNES	Jan 1998	
Extension	CNES	Aug 1999			
Extension	CNES	Aug 2001			
Extension	CNES	Aug 2003			
Extension	CNES	Nov 2005			
Extension	CNES	May 2008			
Characteristics: Variants 01, 02, and 03 are qualified Miniature 50 ohms PTFE Dielectric Polyimide Jacketed, Double Shield, and Shielded/ Jacketed Maximum voltage: 900 Vrms Operating temperature range (°C): -100 to +200					
 ESCC European Space Components Coordination  QPL	WIRES AND CABLES, RF COAXIAL, PTFE/POLYIMIDE INSULATION, BASED ON TYPE 50 CIS		Current validity of Qualification		Page
			Certificate	Valid Until	13-02
		24 N	May 2010	001	


Types covered by similarity: Variants 03 to 06, 10 to 12, 13 and 20 to 25 are qualified		Remarks: Maintenance of qualification testing is under-way.										
Procurement Specifications	Manufacturer	Nature of Approval	Supervising Authority	Date								
Generic ESCC 3902 Detail ESCC 3902/002	W.L. Gore Pleinfeld Germany	Qualification Extension Extension Extension Extension	DLR DLR DLR DLR DLR	Jan 1999 Feb 2001 Feb 2003 Mar 2005 Mar 2007								
<p>Characteristics:</p> <p>Variants encompass coaxial, triaxial, and balanced shielded line</p> <p>Operating Voltage (Continuous), maximum ratings, (Vrms):</p> <table> <tr> <td>Variants 03</td> <td>180</td> </tr> <tr> <td>Variants 04, 10, 21, 22, 23, 24</td> <td>200</td> </tr> <tr> <td>Variants 06, 25</td> <td>250</td> </tr> <tr> <td>All Other Variants</td> <td>300</td> </tr> </table> <p>AWG Range: 20, 22, 24, 26, 28, 30 dependent on variant</p> <p>Temperature range (°C): -200 to +180</p>		Variants 03	180	Variants 04, 10, 21, 22, 23, 24	200	Variants 06, 25	250	All Other Variants	300			
Variants 03	180											
Variants 04, 10, 21, 22, 23, 24	200											
Variants 06, 25	250											
All Other Variants	300											
 	<p>WIRES AND CABLES, RADIO FREQUENCY, FLEXIBLE, COAXIAL, TRIAxIAL AND SYMMETRIC, BASED ON TYPES GCX, GTX, GSC AND GBL</p>	Current validity of Qualification		Page								
		Certificate 255 D	Valid Until March 2009	13-02 002-1								


Section 14**Component Type: Miscellaneous**


Sub-Section	Page No.	Cert.	Type Designation	Manufacturer
14-16-99			Switches	
	14-16-99-003	275 B	Thermostatic, Bimetallic	COMEPA
14-30-10			Passive Devices, RF	
	14-30-10-002-2	185 D	Coaxial Loads, 0 to 22 GHz	Radiall
	14-30-10-004	178 E	Attenuators, Type R413	Radiall



SECTION 14-: INDEX OF MISCELLANEOUS
REP005 Updated on 15-Apr-09**

Types covered by similarity: Variants 01 to 06 are qualified		Remarks:		
Procurement Specifications	Manufacturer	Nature of Approval	Supervising Authority	Date
Generic ESCC 3702 Detail 3702/001	COMEPA BAGNOLET France	Qualification Requalification Extension	CNES CNES CNES	Mar 2004 Aug 2005 Jun 2008
Characteristics: Range of Components: Grade 1 and Grade Y Maximum Ratings: Rated Current (I_R): 4 A (30 Vdc resistive) Operating Temperature Range ($^{\circ}\text{C}$), -55 to +125				
	SWITCHES, THERMOSTATIC, BIMETALLIC, SPST, OPENING CONTACT, BASED ON TYPE TH 47	Current Validity of Qualification		Page
		Certificate 275 B	Valid Until June 2010	14-16-99-003


Types covered by similarity: All variants are qualified.					Remarks:		
Procurement Specifications			Manufacturer		Nature of Approval	Supervising Authority	Date
Generic ESCC 3403 Detail 3403/006			RADIALL La Verpilliere France		Qualification	CNES	Jul 1992
					Extension	CNES	Jun 1997
					Extension	CNES	Jan 2002
					Extension	CNES	Apr 2005
					Extension	CNES	Mar 2008
Characteristics:							
Type	Detail Spec.	Frequency Range (GHz)	Rated Pin (W)	Impedance (Ω)			
3403/006	3403/006	0-22	1	50			
Type	VSWR max						
	0<f(GHz)≤4	4<f(GHz)≤12.4	12.4<f(GHz)≤18	18<f(GHz)≤22			
1	1.05	1.15	1.20	1.30			
2	1.05	1.15	1.20	1.25			
Operating Temperature Range (°C), -55 to +125							
		PASSIVE DEVICES, R.F. COAXIAL LOADS, 0-22 GHZ BASED ON TYPE R404			Current Validity of Qualification		Page
					Certificate	Valid Until	14-30-10
					185 D	March 2010	002-2

Types covered by similarity: Variants 01 to 31		Remarks:		
Procurement Specifications	Manufacturer	Nature of Approval	Supervising Authority	Date
Generic ESCC 3403 Detail 3403/005	RADIALL La Verpilliere France	Qualification Extension Extension Extension Extension Extension	CNES CNES CNES CNES CNES CNES	Jan 1991 Jan 1994 Jun 1997 Mar 2002 Apr 2005 Mar 2008
Characteristics: Frequency range (GHz): 0 - 22 Attenuation (dB): 0 - 20 Operating Temperature Range (°C), -55 to +125				
	R.F. ATTENUATORS FIXED, COAXIAL BASED ON TYPE R413	Current Validity of Qualification		Page
		Certificate 178 E	Valid Until March 2010	14-30-10 004

Section 18**Component Type: Optoelectronics**

Sub-Section	Page No.	Cert.	Type Designation	Manufacturer
18-04			Photodiode, Sensor	
	18-04-001	282	Photovoltaic Type AE 9493	OSI

**SECTION 18-**: INDEX OF OPTOELECTRONICS****REP005 Updated on 15-Apr-09**

Types covered by similarity:		Remarks:				
Procurement Specifications		Manufacturer	Nature of Approval	Supervising Authority	Date	
Generic ESCC 5000 Detail ESCC 5403/001		OSI Optoelectronics AS Horten Norway	Qualification	ESTEC	Dec 2007	
Characteristics: Maximum Ratings: $\lambda=410\text{ nm to }800\text{nm}$ at $I_R = 150\text{ mA/W to }480\text{mA/W}$ $V_B=60\text{V}$ at $I_R=10\text{ }\mu\text{A}$ $I_D=300\text{pA}$ at $V_R=-5\text{V}$ $\text{FOV}=40.4^\circ$ Operating Temperature Range ($^\circ\text{C}$): -45 to +110						
		DIODES, PHOTODIODE, SENSOR, PHOTOVOLTAIC, BLUE ENHANCED BASED ON TYPE AE9493 IN METAL CAN		Current Validity of Qualification		Page
				Certificate	Valid Until	18-04
				282	December 2009	001