




## **ESCC QUALIFIED PARTS LIST**



**REP005**



**Updated 15 February 2012**







Document Custodian: European Space Agency - see <https://spacecomponents.org>



	General Information	
As affected		
Section/Page No.	Description	
Section 02 02-04-001 02-04-002	Index of Connectors SMA Series from Radiall SMA 2.9 from Radiall	Amended Amended
Section 04 04-02-001-3 04-13-003-2A-B 04-13-003-3 04-16-002-4A-B	Index of Diodes Types 1N5806U and 1N5811U from STMicroelectronics Multiplier and PIN, DH 2xx and DH 50xxx from Cobham Microwave Varator, Tuning, DH 76xxx from Cobham Microwave PIN, Fast Switching from Cobham Microwave (merged with 225E)	Amended Amended Extended Extended Merged
Section 07 07-02-002	Index of Inductors Types SESI and CMC from Microspire	Amended Extended
Section 08 08-08-001-2 A-E 08-08-002-2	Index of Microcircuits 4000 B Series from ST Microelectronics 54HCMOS Series from ST Microelectronics	Amended Extended Extended
Section 09 09-01-004-3 09-02-003-3	Index of Relays Type M300 from LEACH Sarralbe Type M402 from LEACH Sarralbe	Amended Added Added
Section 13 13-01-001-1	Index of Wires and Cables Polyimide, Types FA-3901, FA 3901-2 from Draka Fileca	Amended Extended
Section 14 14-30-002-2 14-30-10-004	Index of Miscellaneous Coaxial Loads, 0 to 22GHz from Radiall Attenuators, Type R413 from Radiall	Amended Amended
		Qualified Parts List
		Change Date: 15 February 2012



	<b>General Information</b>	
As affected		
<b>Section/Page No.</b>	<b>Description</b>	
Section 02 02-04-001 02-04-002	Index of Connectors SMA Series from Radiall SMA 2.9 from Radiall	Amended Extended Extended
Section 04 04-02-001-3	Index of Diodes Types 1N5806U and 1N5811U from STMicroelectronics	Amended Extended
Section 10 10-09-003	Index of Resistors Type CHP from Vishay S.A. Sfernice	Amended
 		<p align="center"><b>Qualified Parts List</b> <b>DOCUMENT CHANGES</b></p> <p align="center"><b>Change Date: 15 January 2012</b></p>

	General Information		
As affected			
Section/Page No.	Description		
Section 02 02-003-001-2	Index of Connectors HE 801 Series from Hypertac UK	Amended Extended	
Section 04 04-01-003	Index of Diodes Types BAY6642 from Infineon	Amended Added	
Section 11 11-01-001	Index of Thermistors Types G15K4D489 and *K3A35* from MEAS Ireland (Betatherm) Ltd	Amended Extended	
 			<b>Qualified Parts List</b> <b>DOCUMENT CHANGES</b>
			<b>Change Date: 15 December 2011</b>



	General Information		
As affected			
Section/Page No.	Description		
Section 01 01-001-005	Index of Capacitors Type II, Types CNC 31 to CNC 34 from Eurofarad	Amended Added	
Section 02 02-003-001-1 02-03-002-1 02-03-003-1	Index of Connectors HE 801 Series from Hypertac KMC Series from Hypertac MHD Series from Hypertac	Amended Extended Extended Extended	
Section 09 09-01-001	Index of Resistors Type T** from REL STPI	Amended Extended	
 			<b>Qualified Parts List</b> <b>DOCUMENT CHANGES</b>
			<b>Change Date: 15 November 2011</b>



	General Information	
As affected		
Section/Page No.	Description	
Section 01 01-02-001-1	Index of Capacitors Type 1 from AVX/TPC	Amended
Section 02 02-02-003	Index of Connectors DBAS Series, Circular from Deutsch	Amended
Section 10 10-08-006 10-09-003 10-11-001-1	Index of Resistors Surface Mount, Type MS1 from Vishay Selb Type CHP from Vishay S.A. Sfernice Single & Double Layer from IRCA	Amended Extended Added Extended
Section 13 13-01-001-2	Index of Wires and Cables Polyimide, Types 1871-1872 from Nexans	Amended Extended
 	<b>Qualified Parts List</b> <b>DOCUMENT CHANGES</b>	
	<b>Change Date: 15 October 2011</b>	



	<b>General Information</b>	
As affected		
<b>Section/Page No.</b>	<b>Description</b>	
Section 02 02-02-005 02-02-006 02-02-007 02-02-008 02-03-002-1 02-03-003-1 02-03-004-1 02-04-001 02-04-002	Index of Connectors Series I, Circular, Crimp from SOURIAU Series II, Circular, Crimp from SOURIAU Series III, Circular, Miniature from SOURIAU Series III, Hermetic from SOURIAU KMC Series from Hypertac MHD Series from Hypertac IHD INTERPOSER from Hypertac SMA Series from Radiall SMA 2.9 from Radiall	Amended Amended Amended Amended Amended Amended Amended Amended Amended
Section 04 04-13-003-3	Index of Diodes Varactor, tuning, DH 76xxx from Cobham Microwave	Amended
Section 09 09-01-001 09-01-002 09-01-005 09-01-006 09-02-002 09-02-006 09-02-007 09-03-001	Index of Relays Type T** from REL STPI Type GP5 frp, LEACH Type E from LEACH Type 317 from STPI Type GP2 from LEACH Type D from LEACH Type 3*7B from STPI Type GP250 from LEACH	Amended Amended Amended Amended Amended Amended Amended Amended
Section 13 13-01-001-2 13-01-005-1	Index of Wires and Cables Polyimide, Types 1871-1872 from Nexans Crosslinked PTFE, Type Silver-Plated Copper from Tyco Electronics	Amended Amended Extended
 	<b>Qualified Parts List</b>	
	<b>DOCUMENT CHANGES</b>	
	Change Date: 15 September 2011	



	<b>General Information</b>	
As affected		
<b>Section/Page No.</b>	<b>Description</b>	
Section 01 01-05-003-1	Index of Capacitors Type PM94S from Eurofarad	Amended Extended
Section 02 02-01-001-1 02-02-001-1 02-02-003 02-05-001-1 02-05-002-1 02-05-003-1	Index of Connectors D*M Series, Rectangular from C&K Components D*MA Series, Rectangular from C&K Component DBAS Series, Circular from Deutsch MDM Series, Rectangular from C&K Components MTB Series, Rectangular from C&K Components MDMA, Rectangular from C&K Components	Amended Extended Extended Extended Extended Extended Extended
Section 10 10-09-002A-D	Index of Resistors Types PHR; PFRR; PRAHR/CNWHR from Vishay Sfernice	Amended
Section 13 13-01-001-3 13-01-003-2 13-01-004-3 13-01-005-2 13-01-009-3 13-01-010-2 13-01-012-1 13-02-002-2 13-02-003-2	Index of Wires and Cables Polyimide, Types 3901002**B from Axon' Cable PTFE/Polyimide, Types 3901013**B from Axon' Cable Polyimide, Types 3901019**B from Axon' Cable Crosslinked PTFE, Type Silver-Plated Copper from Axon' Cable PTFE, Polyimide / PFA Insulated, Shielded, Type SPM from Axon' Cable Polyimide, Insulated, Shielded, Drain Wire, Types 3901021**B from Axon' Cable Fluoropolymer, Lightweight, based on type CSWL from Axon' Cable Coaxial, Triaxial, Balanced Shielded Line from Axon' Cable Symmetric, Quad, Spacewire from Axon' Cable	Amended Extended Extended Extended Extended Extended Extended Extended Extended Extended Extended
 		<b>Qualified Parts List</b>
		<b>DOCUMENT CHANGES</b>
		<b>Change Date: 15 Aug 2011</b>







	<b>General Information</b>
As affected	
<b>Section/Page No.</b>	<b>Description</b>
Section 13 13-01-001-3 13-01-003-2 13-01-004-3 13-01-005-2 13-01-009-3  13-01-010-2  13-01-012-1  13-02-002-2 13-02-003-2	Index of Wires and Cables Polyimide, Types 3901002**B from Axon' Cable Amended PTFE/Polyimide, Types 3901013**B from Axon' Cable Amended Polyimide, Types 3901019**B from Axon' Cable Amended Crosslinked PTFE, Type Silver-Plated Copper from Axon' Cable Amended PTFE, Polyimide / PFA Insulated, Shielded, Type SPM from Axon' Cable Amended Polyimide, Insulated, Shielded, Drain Wire, Types 3901021**B from Axon' Cable Amended Fluoropolymer, Lightweight, based on type CSWL from Axon' Cable Amended Coaxial, Triaxial, Balanced Shielded Line from Axon' Cable Amended Symmetric, Quad, Spacewire from Axon' Cable
 	<b>Qualified Parts List</b> <b>DOCUMENT CHANGES</b>
	<b>Change Date: 15 July 2011</b>

	<b>General Information</b>	
As affected		
<b>Section/Page No.</b>	<b>Description</b>	
Section 01 01-02-001-1 01-02-002-1	Index of Capacitors Type I from AVX/TPC Type II from AVX/TPC	Amended Extended Extended
Section 02 02-02-003 02-02-009 02-03-001-2 02-04-001 02-05-003-1	Index of Connectors DBAS Series, Circular from Deutsch Series ACB1 from Axon Cables HE801 Series from HYPERTAC UK SMA Series from Radiall MDMA, Rectangular from C&K Components	Amended Amended Amended Amended Amended
Section 03 03-01-002-3	Index of Crystals TO-8 Can from KVG (D)	Amended
Section 07 07-02-002	Index of Inductors Types SESI from Microspire	Amended
Section 09 09-01-006 09-02-007	Index of Relays Type 317 from STPI Types 3*7B from STPI	Amended Amended
Section 10 10-08-007 10-09-002 10-09-002A-D	Index of Resistors Surface Mount, Type TNPS from Vishay Electronic (Selb) Type P HR from Vishay S.A. Sfernice Types PHR; PFRR; PRAHR/CNWHR from Vishay Sfernice	Amended Extended Deleted Added
Section 12 12-10-001	Index of Transistors Type BFY 193 from Infineon	Amended
Section 13 13-01-001-3 13-01-003-2 13-01-004-1 13-01-004-3 13-01-005-2 13-01-010-2 13-02-003-1	Index of Wires and Cables Polyimide, Types 3901002**B from Axon Cable PTFE/Polyimide, Type 3901013**B from Axon Cable Polyimide, Type SPC from W.L. Gore Polyimide, Types 3901019**B from Axon Cable Crosslinked PTFE, Type Silver-Plated from Axon Cable Polyimide, Insulated, Shielded Drain Wire Types 3901021**B from Axon Cable Symmetric, Quad Spacewire from Axon Cable	Amended Amended Amended Amended Amended Amended Amended
 		<b>Qualified Parts List</b>
		<b>DOCUMENT CHANGES</b>
		<b>Change Date: 15 June 2011</b>

	<b>General Information</b>	
As affected		
<b>Section/Page No.</b>	<b>Description</b>	
Section 01 01-02-001-1 01-02-002-1 01-11-001	Index of Capacitors Type I from AVX/TPC Type II from AVX/TPC Type 101M, 201M, 400M, 401M from Cobham Microwave	Amended Amended Amended Extended
Section 03 03-01-001-3 03-01-002-3	Index of Crystals TO-5 Can from KVG (D) TO-8 Can from KVG (D)	Amended Amended
Section 04 04-02-003-2	Index of Diodes Types 1N6640U and 1N6642U from STMicroelectronics	Amended Added
Section 10 10-08-007	Index of Resistors Surface Mount, Type TNPS from Vishay Electronic (Selb)	Amended
Section 13 13-01-004-1	Index of Wires and Cables Polyimide, Type SPC from W.L. Gore	Amended Extended
 		<b>Qualified Parts List</b>
		<b>DOCUMENT CHANGES</b>
		<b>Change Date: 15 May 2011</b>

	<b>General Information</b>	
As affected		
<b>Section/Page No.</b>	<b>Description</b>	
Section 01 01-01-006	Index of Capacitors Type II, High Voltage from AVX (N.I.)	Amended Extended
Section 03 03-01-001-3 03-01-002-3	Index of Crystals TO-5 Can from KVG (D) TO-8 Can from KVG (D)	Amended Added Added
Section 05 05-01-001-A-B	Index of Filters Types SFC, SFL, SFP from Eurofarad	Amended Extended
Section 09 09-02-003 09-02-004-2	Index of Relays Type EL415 from REL STPI Type M302 from LEACH	Amended Re-Qualified Added
Section 12 12-01-003-1	Index of Transistors Type 2N2369A from STMicroelectronics	Amended Deleted
Section 14 14-16-99-003	Index of Miscellaneous Thermostatic, Bimetallic from COMEPA	Amended
 	<b>Qualified Parts List</b>	
	<b>DOCUMENT CHANGES</b>	
<b>Change Date: 15 April 2011</b>		

	<b>General Information</b>	
As affected		
<b>Section/Page No.</b>	<b>Description</b>	
Section 01 01-01-007 01-02-004-1 01-03-004 01-05-001-1	Index of Capacitors Type II, Types CNC 53 to CNC 56 from Eurofarad Type II, High Voltage from AVX (N.I.) Type TAJ from AXV (CZ) Type HT86PS, High Voltage from Eurofarad	Amended Added Extended Amended Amended
Section 02 02-04-002	Index of Connectors RF, Coaxial, Type SMA 2.9 from Radiall	Amended
Section 07 07-01-001	Index of Inductors Types MSC1 10K, 12K, 20K and H01 from Microsprue	Amended
Section 08 08-90-001	Index of Microcircuits PLL Frequency Synthesizer from Peregrine Semiconductor Europe	Amended Added
 	<b>Qualified Parts List</b> <b>DOCUMENT CHANGES</b>	
<b>Change Date: 15 March 2011</b>		

	General Information	
As affected		
Section/Page No.	Description	
Section 01 01-02-001-1 01-02-002-1B	Index of Capacitors Type 1 from AVX/TPC Type II from AVX/TPC	Amended Amended
Section 11 11-01-001	Index of Thermistors Types G15K4D489 and *K3A35* from MEAS Ireland (Betatherm)	Amended
 	<b>Qualified Parts List</b> <b>DOCUMENT CHANGES</b>	
<b>Change Date: 15 February 2011</b>		

## TABLE OF CONTENTS

<u>SECTION</u>	<u>PAGE</u>
Document Changes	-
Table of Contents	1
1 Foreword	2
2 Procurors' Responsibility	2
3 Use of Tables	2
4 Revision Procedure	2
5 Table of Qualified Component Types	3
Appendices	
'A' Qualified Components List	4

## 1. FOREWORD

This document contains a list of components that have been qualified to the rules of the ESCC System and are intended for use in ESA and other spacecraft and associated equipment in accordance with the requirements of the ECSS Standard ESCC-Q-ST-60.

It is permitted to advertise the ESCC qualification status of a product provided such publicity or advertisement does not state or imply that the product is the only qualified or capability approved one of that particular type, range or family.

## 2. PROCURORS' RESPONSIBILITY

When procuring ESCC qualified or capability approved components, the procurer is responsible for ensuring that the qualification or capability approval status is valid and that delivered components fulfill the specified requirements of the applicable ESCC specifications. The procurer is advised to utilise the ESCC non-conformance system in the event that a qualified or capability approved manufacturer delivers non-conforming components.

## 3. USE OF TABLES

### 3.1 Publication

The individual entries are published in sections within this document and are presented by manufacturer on the web. Please refer to our [escies.org](http://escies.org) website.

### 3.2 Type Designation

The referenced type (style) designations are derived from industrial standards (i.e., JEDEC PRO-ELECTRON, MIL, IEC and CECC). The purpose is to identify the similarity of a listed qualified component to a standard type designation.

### 3.3 Components Characteristics

The electrical characteristics are listed for guidance only and, unless otherwise stated, are specified at +25°C. The precise characteristics of the qualified component are defined in the referenced ESCC specification.

### 3.4 Manufacturer

Plant locations are indicated in the individual listing; contact information is given in full on the appropriate web pages. Please refer to our [escies.org](http://escies.org) website.

## 4. REVISION PROCEDURE

Amendments to earlier issues of the QPL implemented herein are indicated by the date on the front page and by the content of the "Document Changes" pages. The latter provides the changes over a one year period. The same issue date appears on the table at the start of each Section on the Appendix irrespective of whether changes have been made in a particular section. This indicates the information has been reviewed and is current. Finally, it should be noted that the ESA/SCC System is superseded by the ESCC (European Space Components Coordination ) System.





## 5. TABLE OF QUALIFIED COMPONENTS

Components qualified to the ESCC System are grouped by component type designations. Individual components are listed within the relevant sections as indicated in Table 5.1

**TABLE 5.1**

Section	Component Types
01	Capacitors
02	Connectors
03	Crystals
04	Diodes
05	Filters
06	Fuses
07	Inductors
08	Microcircuits
09	Relays
10	Resistors
11	Thermistors
12	Transistors
13	Wires and Cables
14	Miscellaneous
18	Optoelectronics

**APPENDIX A**



**Qualified Components List**


**Section 01****Component Type: Capacitors**


Sub-Section	Page No.	Cert.	Type Designation	Manufacturer
01-01			Ceramic, Fixed	
	01-01-005	231 F	Type II, High Capacitance	AVX (N.I.)
	01-01-005-1	315	Type II, Types CNC 31 to CNC 34	Eurofarad
	01-01-006	262 D	Type II, High Voltage	AVX (N.I.)
	01-01-007	306	Type II, Types CNC 53 to CNC 56	Eurofarad
01-02			Ceramic, Fixed, Chip	
	01-02-001-1	109 K	Type I	AVX/TPC
	01-02-002-1	110 K	Type II	AVX/TPC
	01-02-004-1	264 D	Type II, High Voltage	AVX (N.I.)
01-03			Tantalum, (Solid), Fixed, Electrolytic	
	01-03-004	196 D	Type TAJ	AXV (CZ)
01-05			Fixed, Film	
	01-05-001-1	251 E	Type HT86PS, High Voltage	Eurofarad
	01-05-003-1	270 D	Type PM94S	Eurofarad
01-11			Semiconductor	
	01-11-001	286 A	Type 101M, 201M, 400M and 401M	Cobham Microwave



**SECTION 01-\*\*: INDEX OF CAPACITORS**


REP005 Updated on 15 Feb 2012

Types covered by similarity:  ±20% tolerance		Remarks: Capacitors no longer use a varnish finish.		
Procurement Specifications	Manufacturer	Nature of Approval	Supervising Authority	Date
Generic ESCC 3001  Detail ESCC 3001/030	AVX Limited Coleraine Northern Ireland	Qualification  Extension  Extension  Extension  Extension  Extension	DRA  DERA  DERA  QinetiQ  QinetiQ  BNSC  UK Space Agency	Jul 1996  Jul 1999  Jul 2001  Oct 2003  Mar 2006  Jun 2008  Sep 2010
Characteristics: E12 series  Qualified Range:  Variants 01 to 74 capacitance range for 50V, 100V and 200V, as per Detail Specification Variants 01 to 52, and 59 to 60, for 500V are qualified ±10% tolerance  Operating Temperature Range (°C): -55 to +125				
  	CAPACITORS, CERAMIC, TYPE II, HIGH CAPACITANCE, BASED ON CASE STYLES BR, CV, AND CH	Current Validity of Qualification		Page
		Certificate  231 F	Valid Until  June 2012	01-01  005

Types covered by similarity:  E6 ±20% tolerance		Remarks:		
Procurement Specifications	Manufacturer	Nature of Approval	Supervising Authority	Date
Generic ESCC 3001  Detail ESCC 3001/037	EUROFARAD Chanteloup en Brie France	Qualification	CNES	Nov 2011
Characteristics: E12 ±10% tolerance  Qualified Range:  Variants 01 to 16. 16V : 2.2 to 68 µF 25V: 1.2 to 39 µF  DIL format with equal number of leads per side Lead material : type A with type 10 finish (electro-deposited 98% Ag min.) Operating Temperature Range (°C): -55 to +125				
	CAPACITORS, CERAMIC, TYPE II, MULTIPLE LAYERS, BASED ON TYPES CNC 31 to 34, NE, PE AND PLE	Current Validity of Qualification		Page
		Certificate	Valid Until	01-01
		315	November 2013	005-1

Types covered by similarity:  ±20% tolerance		Remarks:		
Procurement Specifications	Manufacturer	Nature of Approval	Supervising Authority	Date
Generic ESCC 3001	AVX Limited Coleraine Northern Ireland	Qualification	DERA	Sep 2000
Detail ESCC 3001/034		Extension	QinetiQ	Aug 2002
		Extension	QinetiQ	Mar 2006
		Extension	BNSC	Jan 2009
		Extension	UK Space Agency	Apr 2011
Characteristics: E12 series  Qualified Range:  Variants 01 to 22 are qualified ±10% tolerance  Operating Temperature Range (°C): -55 to +125				
	CAPACITORS, CERAMIC, TYPE II, HIGH VOLTAGE, 1.0 TO 5.0 KV, BASED ON CASE STYLES VR, CV, AND CH	Current Validity of Qualification		Page
		Certificate  262 D	Valid Until  January 2013	01-01  006

Types covered by similarity:  E6: ±20% tolerance		Remarks:		
Procurement Specifications	Manufacturer	Nature of Approval	Supervising Authority	Date
Generic ESCC 3001  Detail ESCC 3001/038	EUROFARAD Chanteloup en Brie France	Qualification	CNES	Mar 2011
<p>Characteristics:</p> <p>Qualified Range:</p> <p>Variants 01 to 04, 08 to 11, 15 to 18 and 22 to 25 are qualified All values 50V to 500V E12: ±10% tolerance</p> <p>Operating Temperature Range (°C): -55 to +125</p>				
 	<p>CAPACITORS, CERAMIC, TYPE II, 50V TO 500V, BASED ON TYPES CNC53 TO CNC56</p>	Current Validity of Qualification		Page
		Certificate	Valid Until	01-01
		306	March 2013	007

Types covered by similarity:  Tolerance ( $\pm$ ): 0.5pF; 2, 5, 20%								Remarks:						
Procurement Specifications				Manufacturer				Nature of Approval	Supervising Authority	Date				
Generic ESCC 3009				AVX/TPC St Apollinaire France				Qualification	CNES	Feb 1983				
Detail ESCC 3009/003												Extension	CNES	Sep 1986
3009/004												Requalification	CNES	Apr 1992
3009/005												Extension	CNES	Jan 1995
3009/006												Extension	CNES	Jun 1998
3009/022												Extension	CNES	Nov 2000
Characteristics: Operating Temp. Range ( $^{\circ}$ C), -55 to +125 Variants 01, 03 and 06 are qualified Values covered by ESCC Specifications defined below.												Extension	CNES	Jun 2003
Style	Model	Detail Spec.	Variants	Capacitance Range (pF)	Rated Volt. (V)	Tolerance ( $\pm$ %)	TC (ppm/ $^{\circ}$ C)	Requalification	CNES	Feb 2005				
0805	A_12C	3009/003	01, 03, 06	4.7 to 9.1 10 to 1 390	50, 100 50, 100	0.5pF 1, 2, 5, 10	$\pm$ 30	Extension	CNES	May 2007				
1206	A_20C	3009/022	01, 03, 06	10 to 1 000	50, 100	1, 2, 5, 10	$\pm$ 30	Extension	CNES	Jun 2009				
1210	A_13C	3009/004	01, 03, 06	22 to 1 500	50, 100	1, 2, 5, 10	$\pm$ 30	Extension	CNES	Jun 2011				
1812	A_14C	3009/005	01, 03, 06	100 to 2 700	50, 100	1, 2, 5, 10	$\pm$ 30	Extension	CNES	Jun 2011				
2220	A_15C	3009/006	01, 03, 06	470 to 6 800	50, 100	1, 2, 5, 10	$\pm$ 30							
				CAPACITORS, CERAMIC, FIXED, CHIP, TYPE I				Current Validity of Qualification			Page			
								Certificate	Valid Until		01-02			
								109 K	June 2013		001-1			





Characteristics:	Style	Model	Detail Spec.	Variants	Capacitance Range (pF)			Rated Volt. (V)	Tol. (±%)
	0805	A_12G	3009/008	01, 03, 06	10 000	to	47 000	25	5, 10, 20
					3 900	to	27 000	50	5, 10, 20
					820	to	10 000	100	5, 10, 20
	0805	A612Z	3009/008	07	27 000	to	100 000	25	5, 10, 20
					27 000	to	68 000	50	
					10 000	to	47 000	100	
	1210	A_13G	3009/009	01, 03, 06	47 000	to	220 000	25	5, 10, 20
					33 000	to	120 000	50	5, 10, 20
					3 900	to	47 000	100	5, 10, 20
1210	A613Z	3009/009	07	100 000	to	470 000	25	5, 10, 20	
				100 000	to	330 000	50		
				47 000	to	220 000	100		
1812	A_14G	3009/010	01, 03, 06	82 000	to	470 000	25	5, 10, 20	
				56 000	to	270 000	50	5, 10, 20	
				6 800	to	82 000	100	5, 10, 20	
1812	A614Z	3009/010	07	220 000	to	1 000 000	25	5, 10, 20	
				220 000	to	680 000	50		
				82 000	to	470 000	100		
2220	A_15G	3009/011	01, 03, 06	180 000	to	1 000 000	25	5, 10, 20	
				100 000	to	680 000	50	5, 10, 20	
				18 000	to	180 000	100	5, 10, 20	
2220	A615Z	3009/011	07	470 000	to	2 200 000	25	5, 10, 20	
				470 000	to	1 500 000	50		
				180 000	to	1 000 000	100		
1206	A_20G	3009/023	01, 03, 06	27 000	to	100 000	25	5, 10, 20	
				12 000	to	68 000	50	5, 10, 20	
				2 200	to	22 000	100	5, 10, 20	
1206	A620Z	3009/023	07	47 000	to	220 000	25	5, 10, 20	
				47 000	to	150 000	50		
				27 000	to	100 000	100		



CAPACITORS,  
CERAMIC, FIXED,  
CHIP, TYPE II

Current Validity of Qualification

Certificate

110 K


Valid Until


June 2013


Page


01-02

002-1B

Types covered by similarity:  ±20% tolerance				Remarks:																																		
Procurement Specifications		Manufacturer		Nature of Approval	Supervising Authority	Date																																
Generic ESCC 3009		AVX Limited Coleraine Northern Ireland		Qualification	DERA	Feb 2001																																
Detail ESCC 3009/034				Extension	QinetiQ	Apr 2003																																
				Extension	QinetiQ	May 2006																																
				Extension	BNSC	Jan 2009																																
<p>Characteristics: E12 series</p> <p>Qualified Range: Variants 01 to 12 are qualified</p> <p>Terminations: Variants 01 to 12: metallised pads</p> <p>Operating Temperature Range (°C):-55 to +125</p>		<table border="1"> <thead> <tr> <th>Style</th> <th>Rated Voltage (kV)</th> <th colspan="2">Capacitance Range (pF)</th> <th>Tol. (±%)</th> </tr> </thead> <tbody> <tr> <td rowspan="3">1812</td> <td>1.0</td> <td>3 900</td> <td>to 22 000</td> <td>10</td> </tr> <tr> <td>2.0</td> <td>1 500</td> <td>to 1 800</td> <td>10</td> </tr> <tr> <td>3.0</td> <td>820</td> <td>to 1 000</td> <td>10</td> </tr> <tr> <td rowspan="3">1825</td> <td>1.0</td> <td>27 000</td> <td>to 56 000</td> <td>10</td> </tr> <tr> <td>2.0</td> <td>2 200</td> <td>to 6 800</td> <td>10</td> </tr> <tr> <td>3.0</td> <td>820</td> <td>to 2 700</td> <td>10</td> </tr> </tbody> </table>			Style	Rated Voltage (kV)	Capacitance Range (pF)		Tol. (±%)	1812	1.0	3 900	to 22 000	10	2.0	1 500	to 1 800	10	3.0	820	to 1 000	10	1825	1.0	27 000	to 56 000	10	2.0	2 200	to 6 800	10	3.0	820	to 2 700	10	Extension	UK Space Agency	Mar 2011
Style	Rated Voltage (kV)	Capacitance Range (pF)		Tol. (±%)																																		
1812	1.0	3 900	to 22 000	10																																		
	2.0	1 500	to 1 800	10																																		
	3.0	820	to 1 000	10																																		
1825	1.0	27 000	to 56 000	10																																		
	2.0	2 200	to 6 800	10																																		
	3.0	820	to 2 700	10																																		
 <p><b>ESCC</b> European Space Components Coordination</p> <p><b>QPL</b></p>		<p>CAPACITORS, FIXED, CHIP, CERAMIC, TYPE II, HIGH VOLTAGE, BASED ON 1812 and 1825</p>			Current Validity of Qualification		Page																															
					Certificate	Valid Until	01-02																															
					264 D	January 2013	004-1																															

Types covered by similarity:		Remarks:		
Procurement Specifications	Manufacturer	Nature of Approval	Supervising Authority	Date
Generic ESCC 3012	AVX Czech Republic sro Tantalum Division Lanskroun Czech Republic	Qualification	DRA	Jun 1993
Detail ESCC 3012/001		Extension	DERA	Apr 2001
		Extension	QinetiQ	Apr 2003
		Extension	BNSC	Mar 2008
		Re-qualification	ESTEC	Mar 2010
Characteristics:				
Variants 01 to 07 and 11 to 17 are qualified				
Termination finish:				
<ul style="list-style-type: none"> <li>• A and B case sizes are available in NILO only, e.g., <ul style="list-style-type: none"> <li>• Variant 01 (A case), Variant 02 (B case)</li> </ul> </li> <li>• C, D, E case sizes are available as Copper only, e.g., <ul style="list-style-type: none"> <li>• Variant 13 (C case), Variant 14 (D case), Variant 17 (E case)</li> </ul> </li> </ul>				
	CAPACITORS, LEADLESS SURFACE MOUNTED, TANTALUM, SOLID ELECTROLYTE, TYPE TAJ	Current Validity of Qualification		Page
		Certificate 196 D	Valid Until March 2012	01-03 004

Types covered by similarity: 20% tolerance by variant where applicable			Remarks:																																										
Procurement Specifications		Manufacturer	Nature of Approval	Supervising Authority	Date																																								
Generic ESCC 3006		EUROFARAD Chanteloup en Brie France	Qualification	CNES	Aug 1998																																								
Detail ESCC 3006/022			Extension	CNES	Jan 2001																																								
			Extension	CNES	Aug 2003																																								
			Extension	CNES	Dec 2005																																								
			Extension	CNES	Apr 2008																																								
			Extension	CNES	Oct 2010																																								
Characteristics: Operating Temperature Range, (°C): -55 to +125 All values defined by the ESCC Detail Specification																																													
<table border="1"> <thead> <tr> <th colspan="2">Capacitance Range (pF)</th> <th>Tol. (±%)</th> <th>U<sub>R</sub>(kV)</th> </tr> </thead> <tbody> <tr> <td>33 000</td> <td>to 2 200 000</td> <td>10</td> <td>1.5</td> </tr> <tr> <td>15 000</td> <td>to 1 500 000</td> <td>10</td> <td>2.5</td> </tr> <tr> <td>15 000</td> <td>to 1 000 000</td> <td>10</td> <td>3.5</td> </tr> <tr> <td>6 800</td> <td>to 470 000</td> <td>10</td> <td>5.0</td> </tr> <tr> <td>2 200</td> <td>to 220 000</td> <td>10</td> <td>7.5</td> </tr> <tr> <td>1 000</td> <td>to 100 000</td> <td>10</td> <td>10.0</td> </tr> <tr> <td>3 300</td> <td>to 68 000</td> <td>10</td> <td>12.5</td> </tr> <tr> <td>1 500</td> <td>to 33 000</td> <td>10</td> <td>15.0</td> </tr> <tr> <td>680</td> <td>to 15 000</td> <td>10</td> <td>20.0</td> </tr> </tbody> </table>			Capacitance Range (pF)		Tol. (±%)	U <sub>R</sub> (kV)	33 000	to 2 200 000	10	1.5	15 000	to 1 500 000	10	2.5	15 000	to 1 000 000	10	3.5	6 800	to 470 000	10	5.0	2 200	to 220 000	10	7.5	1 000	to 100 000	10	10.0	3 300	to 68 000	10	12.5	1 500	to 33 000	10	15.0	680	to 15 000	10	20.0			
Capacitance Range (pF)		Tol. (±%)	U <sub>R</sub> (kV)																																										
33 000	to 2 200 000	10	1.5																																										
15 000	to 1 500 000	10	2.5																																										
15 000	to 1 000 000	10	3.5																																										
6 800	to 470 000	10	5.0																																										
2 200	to 220 000	10	7.5																																										
1 000	to 100 000	10	10.0																																										
3 300	to 68 000	10	12.5																																										
1 500	to 33 000	10	15.0																																										
680	to 15 000	10	20.0																																										
		CAPACITORS, FIXED, RECONSTITUTED MICA, HIGH VOLTAGE, BASED ON TYPE HT86PS		Current Validity of Qualification		Page																																							
				Certificate	Valid Until	01-05																																							
				251 E	April 2012	001-1																																							

Types covered by similarity:  All values defined by the ESCC Detail Specification ±20% (E6 Series) tolerance by variant where applicable		Remarks:																																							
Procurement Specifications		Manufacturer		Nature of Approval	Supervising Authority	Date																																			
Generic ESCC 3006  Detail ESCC 3006/024		EUROFARAD Marmoutier France		Qualification	CNES	Aug 2002																																			
				Extension	CNES	Apr 2005																																			
				Extension	CNES	Aug 2007																																			
Characteristics: E12 Series All values defined by the ESCC Detail Specification				Extension	CNES	Jun 2010																																			
<p>Sizes Available 01, 02, 03, 04</p> <table border="1"> <thead> <tr> <th colspan="3">Capacitance Range (µF)</th> <th>Tol. (±%)</th> <th>U<sub>R</sub>(V)</th> </tr> </thead> <tbody> <tr> <td>2.2</td> <td>to</td> <td>47</td> <td>10</td> <td>50</td> </tr> <tr> <td>1.5</td> <td>to</td> <td>22</td> <td>10</td> <td>63</td> </tr> <tr> <td>0.56</td> <td>to</td> <td>12</td> <td>10</td> <td>100</td> </tr> <tr> <td>0.33</td> <td>to</td> <td>5.6</td> <td>10</td> <td>200</td> </tr> <tr> <td>0.22</td> <td>to</td> <td>4.7</td> <td>10</td> <td>250</td> </tr> <tr> <td>0.10</td> <td>to</td> <td>1.8</td> <td>10</td> <td>400</td> </tr> </tbody> </table> <p>Maximum dimensions (mm): 01: 10.7 x 10.7 x B 02: 15.5 x 15.5 x B 03: 16.5 x 15.5 x B 04: 18.5 x 17.0 x B</p> <p>Where B= 6, 8, 10, 12, 14, 15 depending on capacitance value Operating Temperature Range, (°C): -55 to +125</p>		Capacitance Range (µF)			Tol. (±%)	U <sub>R</sub> (V)	2.2	to	47	10	50	1.5	to	22	10	63	0.56	to	12	10	100	0.33	to	5.6	10	200	0.22	to	4.7	10	250	0.10	to	1.8	10	400			Extension	CNES	Aug 2011
Capacitance Range (µF)			Tol. (±%)	U <sub>R</sub> (V)																																					
2.2	to	47	10	50																																					
1.5	to	22	10	63																																					
0.56	to	12	10	100																																					
0.33	to	5.6	10	200																																					
0.22	to	4.7	10	250																																					
0.10	to	1.8	10	400																																					
	CAPACITORS, FIXED, SURFACE MOUNT, D.C. SELF-HEALING, NON-INDUCTIVE, POLYTEREPHTHALATE DIELECTRIC, BASED ON TYPE PM94S			Current Validity of Qualification		Page																																			
				Certificate	Valid Until	01-05																																			
		270 D	August 2013	003-1																																					

Types covered by similarity:  
 Unless otherwise stated in Table 1(a) of the Detail Specification, 10% and 20% tolerance are available.

Remarks:

Procurement Specifications	Manufacturer	Nature of Approval	Supervising Authority	Date
Generic ESCC 5010	COBHAM MICROWAVE Les Ulis France	Qualification	CNES	Dec 2008
Detail ESCC 5711/002		Extension	CNES	May 2011

Characteristics: Operating Temperature Range, (°C): -55 to +150  
 All variants defined by the ESCC Detail Specification.

Type	Capacitance Range (pF)	U <sub>R</sub> (V)
400M106A & C	8.2, 10, 12, 15	40
400M10xA & 107C	18, 22, 27, 33, 39	
400M108A & C	47, 56, 68	
400M110A & C	81, 100	
400M113J & 114J	10	
101M106A & C	3.9, 4.7, 5.6, 6.8	100
101M10xA & 107C	10, 12, 15	
101M108A & C	22, 27, 33, 39	
201M106C	2.2, 2.7, 3.3	200
201M106A	0.1X (201M106C, -107C, -108C) + 210M106C	
201M10xA & 107C	3.9, 4.7, 5.6, 6.8, 8.2	
201M108A & C	10, 12, 15, 18	
201M111J & 112J	0.25 & 0.4	
401M111J	0.125	400
401M112J	0.2	

Current Validity of Qualification		Page
Certificate	Valid Until	01-11
286 A	December 2012	001





CAPACITORS,  
 MICROWAVE, SILICON, NAKED DIE, MOS,  
 BASED ON TYPES 101M, 201M, 400M AND 401M


## Section 02



## Component Type: Connectors



Sub-Section	Page No.	Cert.	Type Designation	Manufacturer
02-01			Multipin, Solder Contacts	
	02-01-001-1	71N	D*M Series, Rectangular	C&K COMPONENTS
	02-01-001-2	155 J	D*M Series, Rectangular	SOURIAU
02-02			Multipin, Crimp Contacts	
	02-02-001-1	72N	D*MA Series, Rectangular	C&K COMPONENTS
	02-02-001-2	156 H	D*MA Series, Rectangular	SOURIAU
	02-02-003	25M	DBAS Series, Circular	Deutsch
	02-02-005	220E	Series I, Circular, Crimp	SOURIAU
	02-02-006	221E	Series II, Circular, Crimp	SOURIAU
	02-02-007-1	222E	Series III, Circular, Miniature	SOURIAU
	02-02-008	223D	Series III, Hermetic	SOURIAU
	02-02-009	288	Series ACB1	Axon' Cables
02-03			Printed Circuit Board	
	02-03-001-1	99L	HE 801 Series	HYPERTAC
	02-03-001-2	217F	HE 801 Series	HYPERTAC UK
	02-03-002-1	149J	KMC Series	HYPERTAC
	02-03-003-1	250E	MHD Series	HYPERTAC
	02-03-004-1	281A	IHD INTERPOSER	HYPERTAC
02-04			R.F. Coaxial	
	02-04-001	68L	SMA Series	Radiall
	02-04-002	283B	SMA 2.9	Radiall
02-05			Micro-miniature, Crimp Contacts	
	02-05-001-1	140L	MDM Series, Rectangular	C&K COMPONENTS
	02-05-002-1	141L	MTB Series, Rectangular	C&K COMPONENTS
	02-05-003-1	290A	MDMA, Rectangular	C&K COMPONENTS
	02-05-004-1	301	8MCG, Rectangular	SOURIAU





Types covered by similarity:		Remarks:			
Procurement Specifications		Manufacturer	Nature of Approval	Supervising Authority	Date
Generic ESCC 3401		C&K COMPONENTS Dole France	Qualification	CNES	Feb 1981
Detail ESCC 3401/001 3401/004 3401/022 3401/040 3401/080			Extension	CNES	Jun 1983
			Extension	CNES	Sep 1986
			Extension	CNES	Oct 1988
			Extension	CNES	Jun 1989
			Extension	CNES	Sep 1991
			Extension	CNES	Apr 1994
			Extension	CNES	Jan 1997
			Extension	CNES	Jan 2000
			Extension	CNES	Apr 2003
	Extension	CNES	Aug 2005		
	Extension	CNES	Aug 2007		
	Extension	CNES	Sep 2009		
	Extension	CNES	Aug 2011		
Characteristics:	Complete range as defined in the corresponding Detail Specifications are qualified Shell Size: E, A, B, C, D, F				
Range of Contacts:	9, 15, 25, 37 and 50 size 20 contacts for standard density layout 3W3 to 8W8, 5W1 to 47W1 combined contact arrangements 15, 26, 44, 62, 78 and 104 size 22 contacts for high density layout				
Mounting Type:	Blank: standard mounting holes Y: floating mount E: captive nuts				
Termination contacts: solder bucket, straight PCB, 90° PCB Gold-plated non-magnetic coating Coaxial contact arrangements: 3401/004 variants 01 to 25 Power contact arrangements: 3401/040 variants 01 to 17 Operating Temperature Range (°C): -55 to +125					
 	CONNECTORS, ELECTRICAL, SOLDER AND WIRE WRAP CONTACTS, RECTANGULAR RECEPTACLE AND PLUG, BASED ON TYPE D*M	Current Validity of Qualification		Page	
		Certificate	Valid Until	02-01	
		71 N	September 2013	001-1	


Types covered by similarity:		Remarks:			
Procurement Specifications		Manufacturer	Nature of Approval	Supervising Authority	Date
Generic ESCC	3401	SOURIAU Connection Technology Marolles en Brie France	Qualification	CNES	Sep 1988
Detail ESCC	3401/001		Extension	CNES	Apr 1991
	3401/022		Extension	CNES	Jan 1994
	3401/072		Extension	CNES	Jul 1996
			Extension	CNES	Oct 1997
			Extension	CNES	Mar 2000
			Extension	CNES	Apr 2003
			Extension	CNES	Mar 2006
			Extension	CNES	May 2008
			Extension	CNES	May 2010
Characteristics:	Complete range as defined in the Detail Specifications are qualified except for				
		<ul style="list-style-type: none"> <li>high density 104 contacts arrangement</li> <li>coaxial and power contacts and arrangement</li> </ul>			
		3401/022: variants 01 to 16, 44 to 57, 65 to 80			
		3401/072: variants 01 to 65			
Range of Contacts:		Size 20: 9, 15, 25, 37 and 50 contacts.			
Range of Contacts:		Size 22:15, 26, 44, 62, 78 contacts.			
Mounting Type=		blank: standard mounting holes			
		Y: floating mount			
		E: captive nuts			
		Gold-plated non-magnetic coating			
		Operating Temperature Range (°C): -55 to +125			
	CONNECTORS, ELECTRICAL, SOLDER AND WIRE WRAP CONTACTS, NON-REMOVABLE, RECTANGULAR RECEPTACLE AND PLUG, BASED ON TYPE D*M		Current Validity of Qualification		Page
			Certificate	Valid Until	02-01
			155 J	May 2012	001-2



Types covered by similarity:		Remarks:			
Procurement Specifications		Manufacturer	Nature of Approval	Supervising Authority	Date
Generic ESCC	3401	C&K COMPONENTS Dole France	Qualification	CNES	Feb 1981
Detail ESCC	3401/002		Extension	CNES	Jun 1983
	3401/005		Extension	CNES	Sep 1986
	3401/020		Extension	CNES	Oct 1988
	3401/021		Extension	CNES	Jun 1989
Characteristics:	Complete range defined in the corresponding Detail Specifications are qualified Shell Size: E, A, B, C, D, F		Extension	CNES	Sep 1991
Range of Contacts:	9, 15, 25, 37 and 50 size 20* contacts for standard density layout *Accepts wire sizes AWG # 20 to 24 (standard bucket: variants 01 and 02) per 3401/005 *Accepts wire sizes AWG # 26 and 28 (reduced bucket: variants 03 and 04) per 3401/005 *Accepts wire size AWG # 18 and 20 (large bucket: variants 05 to 06) per 3401/005 ** Accepts wire sizes AWG # 22 to 26 (standard bucket: variants 07 to 08) per 3401/005 15, 26, 44, 62, 78 and 104 size 22** contacts for high density layout		Extension	CNES	Apr 1994
Mounting Type:	standard mounting holes; floating mount		Extension	CNES	Jan 1997
Gold-plated non-magnetic coating			Extension	CNES	Jan 2000
Connector Savers: For usage with above connector range			Extension	CNES	Apr 2003
Operating Temperature Range (°C): -55 to +125		Extension	CNES	Aug 2005	
		Extension	CNES	Aug 2007	
		Extension	CNES	Sep 2009	
		Extension	CNES	Aug 2011	
 	CONNECTORS, ELECTRICAL, CRIMP CONTACTS, RECTANGULAR RECEPTACLE AND PLUG, BASED ON TYPE D*MA	Current Validity of Qualification		Page	
		Certificate	Valid Until	02-02	
		72 N	September 2013	001-1	

Types covered by similarity:		Remarks:			
Procurement Specifications		Manufacturer	Nature of Approval	Supervising Authority	Date
Generic ESCC	3401	SOURIAU Connection Technology Marolles en Brie France	Qualification	CNES	Sep 1988
Detail ESCC	3401/002		Extension	CNES	Apr 1991
	3401/005		Extension	CNES	Jan 1994
	3401/020		Extension	CNES	Jul 1996
	3401/021		Extension	CNES	Mar 2000
	3401/022		Extension	CNES	Apr 2003
	3401/072		Extension	CNES	Mar 2006
Characteristics:	Complete range as defined in the Detail Specifications except high density 104 contacts arrangement are qualified 3401/022: variants 01 to 16, 44 to 57, 65 to 80 3401/072: variants 01 to 65		Extension	CNES	May 2008
Connectors:-	*Accepts wire sizes AWG # 20 to 24 (standard bucket: variants 01 and 02) *Accepts wire sizes AWG # 26 and 28 (reduced bucket: variants 03 and 04) *Accepts wire size AWG # 22, 24 and 26 (contact AWG # 22 for high density, contact arrangements, variants 07 and 08)		Extension	CNES	Jun 2010
Range of Contacts:	9, 15, 25, 37 and 50 contacts size 20 for standard contact arrangements 15, 26, 44, 62, 78 contacts size 22 for high density contact arrangements  Gold-plated non-magnetic coating				
Operating Temperature Range (°C): -55 to +125		Connector Savers- For usage with above connector range			
 	CONNECTORS AND CONNECTOR SAVER, ELECTRICAL, CRIMP CONTACTS, REMOVABLE RECTANGULAR RECEPTACLE AND PLUG, BASED ON TYPE D*MA		Current Validity of Qualification		Page
			Certificate	Valid Until	02-02
		156 H	May 2012	001-2	


Types covered by similarity:				Remarks: Maximum Ratings are stated for one isolated contact.																		
Procurement Specifications		Manufacturer		Nature of Approval	Supervising Authority	Date																
Generic ESCC 3401  Detail ESCC 3401/008 3401/009 3401/012 3401/064		Cie DEUTSCH Evreux France		Qualification	CNES	Jul 1979																
Characteristics: All variants defined in the Detail Specifications are qualified except AWG 30  <table border="1"> <tr> <td>Wire Sizes (AWG) #</td> <td>8</td> <td>10</td> <td>12, 14</td> <td>16 - 20</td> <td>18 - 22</td> <td>20 - 24</td> <td>26, 28</td> </tr> <tr> <td>Max Rating (A)</td> <td>46</td> <td>33</td> <td>23</td> <td>13</td> <td>10</td> <td>7.5</td> <td>2.0</td> </tr> </table> Cylindrical Multicontacts Range of shell sizes: 3, 7, 12, 19, 27, 37, 61 contacts in wire size AWG # 20 Other arrangements with contacts size AWG 22, 20, 16, 12 and 8  Operating Temperature Range (°C): -65 to +200				Wire Sizes (AWG) #	8	10	12, 14	16 - 20	18 - 22	20 - 24	26, 28	Max Rating (A)	46	33	23	13	10	7.5	2.0	Extension	CNES	Nov 1982
				Wire Sizes (AWG) #	8	10	12, 14	16 - 20	18 - 22	20 - 24	26, 28											
				Max Rating (A)	46	33	23	13	10	7.5	2.0											
				Extension	CNES	Nov 1985																
				Extension	CNES	Oct 1989																
				Extension	CNES	Apr 1992																
				Extension	CNES	Aug 1994																
				Extension	CNES	Feb 1997																
				Extension	CNES	May 1999																
				Extension	CNES	Aug 2001																
Extension	CNES	Nov 2004																				
Extension	CNES	May 2007																				
Extension	CNES	Jul 2010																				
Extension	CNES	Aug 2011																				
	CONNECTORS, MINIATURE, ELECTRICAL, CIRCULAR, PUSH-PULL COUPLING, REMOVABLE CRIMP CONTACTS, BASED ON TYPE DBAS			Current Validity of Qualification		Page																
				Certificate	Valid Until	02-02																
		25 M	May 2013	003																		


Types covered by similarity:		Remarks: Maintenance of qualification testing is under-way.													
Procurement Specifications		Manufacturer	Nature of Approval	Supervising Authority	Date										
Generic ESCC	3401	SOURIAU Connection Technology Marolles en Brie France	Qualification	CNES	May 1995										
Detail ESCC	3401/052		Extension	CNES	Mar 1998										
	3401/058		Extension	CNES	Jul 2001										
	3401/062		Extension	CNES	Jun 2005										
			Extension	CNES	Mar 2008										
<p>Characteristics: All connector variants are qualified For 3401/058, variants 01 to 14 are qualified For 3401/062, variants 01 to 27 are qualified</p> <table border="1"> <thead> <tr> <th>Contact Size</th> <th>Ratings (A)</th> </tr> </thead> <tbody> <tr> <td>8</td> <td>46.0</td> </tr> <tr> <td>12</td> <td>23.0</td> </tr> <tr> <td>16</td> <td>13.0</td> </tr> <tr> <td>20</td> <td>7.5</td> </tr> </tbody> </table> <p>Range: # 20 with standard contact arrangements 3, 6, 10, 19, 26, 32, 41, 53, 61 # 22 with high density arrangements 6, 13, 22, 37, 55, 66, 79, 100, 128</p> <p>Other arrangements with contact sizes: 20, 16, 12, 8 Receptacle and Plug Shell Sizes: 09, 11, 13, 15, 17, 19, 21, 23, 25 Operating Temperature Range (°C): -65 to +200</p>		Contact Size	Ratings (A)	8	46.0	12	23.0	16	13.0	20	7.5		Extension	CNES	Mar 2010
Contact Size	Ratings (A)														
8	46.0														
12	23.0														
16	13.0														
20	7.5														
	CONNECTORS, ELECTRICAL, CIRCULAR, BAYONET COUPLING, SCOOP-PROOF, REMOVABLE CRIMP CONTACTS, BASED ON TYPE MIL-C-38999, SERIES I		Current Validity of Qualification		Page										
			Certificate	Valid Until	02-02										
			220 E	March 2012	005										


Types covered by similarity:		Remarks: Maintenance of qualification testing is under-way.										
Procurement Specifications		Manufacturer	Nature of Approval	Supervising Authority	Date							
Generic ESCC	3401	SOURIAU Connection Technology Marolles en Brie France	Qualification	CNES	May 1995							
Detail ESCC	3401/044		Extension	CNES	Mar 1998							
	3401/045		Extension	CNES	Jul 2001							
	3401/062		Extension	CNES	Jun 2005							
			Extension	CNES	Mar 2008							
			Extension	CNES	Mar 2010							
Characteristics: For 3401/044, all variants are qualified For 3401/045, variants 01 to 08 are qualified For 3401/062, variants 01 to 27 are qualified												
<table border="1"> <thead> <tr> <th>Contact Size</th> <th>Ratings (A)</th> </tr> </thead> <tbody> <tr> <td>12</td> <td>23.0</td> </tr> <tr> <td>16</td> <td>13.0</td> </tr> <tr> <td>20</td> <td>7.5</td> </tr> </tbody> </table>		Contact Size	Ratings (A)	12	23.0	16	13.0	20	7.5			
Contact Size	Ratings (A)											
12	23.0											
16	13.0											
20	7.5											
Range: # 20 with standard contact arrangements 3, 6, 10, 18, 26, 32, 41, 55, 61 # 22 with high density arrangements 6, 13, 22, 37, 55, 66, 79, 100, 128												
Other arrangements with contact sizes: 20, 16, 12 Receptacle and Plug Shell Sizes: 08, 10, 12, 14, 16, 18, 20, 22, 24 Operating Temperature Range (°C): -65 to +200												
	CONNECTORS, ELECTRICAL, CIRCULAR, BAYONET COUPLING, REMOVABLE CRIMP CONTACTS, BASED ON TYPE MIL-C-38999, SERIES II		Current Validity of Qualification		Page							
			Certificate	Valid Until	02-02							
		221 E	March 2012	006								


Types covered by similarity:				Remarks: Maintenance of qualification testing is under-way.																														
Procurement Specifications			Manufacturer		Nature of Approval	Supervising Authority	Date																											
Generic ESCC 3401  Detail ESCC 3401/056 3401/058 3401/062 3401/066 3401/070			SOURIAU Connection Technology Marolles en Brie France		Qualification Extension Extension Extension Extension	CNES CNES CNES CNES CNES	May 1995 Mar 1998 Jul 2001 Jun 2005 Mar 2008 Mar 2010																											
Charac- 3401/056 all variants are qualified teristics: 3401/058 variants 01 to 14 are qualified 3401/062 variants 28 to 54 are qualified 3401/066 variants 01 and 02 are qualified 3401/058 crimp contacts and 3401/066 triax contacts to be mounted on 3401/056 connectors 3401/070 connector receptacles with PCB contacts			<table border="1"> <thead> <tr> <th>Crimp Contact Size</th> <th>Ratings (A)</th> <th>PCB Contact Size</th> <th>Ratings (A)</th> </tr> </thead> <tbody> <tr> <td>4</td> <td>80.0</td> <td>16</td> <td>10.0</td> </tr> <tr> <td>8</td> <td>46.0</td> <td>20</td> <td>5.0</td> </tr> <tr> <td>12</td> <td>23.0</td> <td>22</td> <td>3.0</td> </tr> <tr> <td>16</td> <td>13.0</td> <td></td> <td></td> </tr> <tr> <td>20</td> <td>7.5</td> <td></td> <td></td> </tr> <tr> <td>22</td> <td>5.0</td> <td></td> <td></td> </tr> </tbody> </table>				Crimp Contact Size	Ratings (A)	PCB Contact Size	Ratings (A)	4	80.0	16	10.0	8	46.0	20	5.0	12	23.0	22	3.0	16	13.0			20	7.5			22	5.0		
Crimp Contact Size	Ratings (A)	PCB Contact Size	Ratings (A)																															
4	80.0	16	10.0																															
8	46.0	20	5.0																															
12	23.0	22	3.0																															
16	13.0																																	
20	7.5																																	
22	5.0																																	
Range: # 20 with standard contact arrangements (3, 4, 5, 6, 7, 8, 10, 18, 19, 26, 32, 41, 53, 55, 61 contacts) # 22 with high density arrangements (6, 13, 22, 37, 55, 66, 79, 100, 128 contacts)																																		
Other arrangements with contact sizes:# 20, 16, 12, 8, 4 Receptacle and Plug Shell Sizes: 09, 11, 13, 15, 17, 19, 21, 23, 25. Triax contact= (layout 09-01 only)																																		
Operating Temperature Range (°C): -65 to +200																																		
 			CONNECTORS, MINIATURE, ELECTRICAL, CIRCULAR, TRIPLE- START SELF-LOCKING COUPLING, SCOOP-PROOF, REMOVABLE AND NON-REMOVABLE CONTACTS BASED ON TYPE MIL-C-38999, SERIES III			Current Validity of Qualification																												
			Certificate 222 E		Valid Until March 2012		Page 02-02 007-1																											





Types covered by similarity:		Remarks: Maintenance of qualification testing is under-way.							
Procurement Specifications		Manufacturer	Nature of Approval	Supervising Authority	Date				
Generic ESCC 3401		SOURIAU Connection Technology Marolles en Brie France	Qualification	CNES	May 1995				
Detail ESCC 3401/057			Requalification	CNES	Jul 2001				
			Extension	CNES	Jun 2005				
			Extension	CNES	Mar 2008				
			Extension	CNES	Mar 2010				
<p>Characteristics: All variants are qualified</p> <table border="1"> <thead> <tr> <th>Contact Size</th> <th>Ratings (A)</th> </tr> </thead> <tbody> <tr> <td>8, 12, 16 20, 22D</td> <td>33, 17, 10 5.0, 3.0</td> </tr> </tbody> </table> <p>Range: # 20 with standard contact arrangements (3, 6, 10, 19, 26, 32, 41, 53, 61 contacts) # 22 with high density arrangements (6, 13, 22, 37, 55, 66, 79, 100, 128 contacts)</p> <p>Receptacle Shell Sizes: 09, 11, 13, 15, 17, 19, 21, 23, 25</p> <p>Receptacle (contacts # 8, 12, 16, 20, 22D) and Feedthrough (contacts # 8, 12, 16, 20, 22D)</p> <p>Operating Temperature Range (°C): -65 to +200</p>		Contact Size	Ratings (A)	8, 12, 16 20, 22D	33, 17, 10 5.0, 3.0				
Contact Size	Ratings (A)								
8, 12, 16 20, 22D	33, 17, 10 5.0, 3.0								
 <p><b>ESCC</b> European Space Components Coordination</p> <p><b>QPL</b></p>		<p>CONNECTORS, MINIATURE, ELECTRICAL, CIRCULAR, TRIPLE-START SELF-LOCKING COUPLING, SCOOP-PROOF, HERMETIC RECEPTABLE AND FEEDTHROUGH, BASED ON TYPE MIL-C-38999, SERIES III</p>			Current Validity of Qualification	Page			
					Certificate	Valid Until	02-02		
					223 D	March 2012	008		


Types covered by similarity: Variants 02 and 10		Remarks: Maintenance of qualification testing is under-way.				
Procurement Specifications		Manufacturer	Nature of Approval	Supervising Authority	Date	
Generic ESCC 3401  Detail ESCC 3401/079		AXON' CABLE S.A. Montmirail France	Qualification	CNES	May 2009	
Characteristics: Variants 01 to 16 are qualified  Variants 01 to 08: Plug 3 and 4 Lugs, Straight and Right Angle with pin contact Variants 09 to 16: Bulkhead Jacks, 3 and 4 Lugs, Straight and Right Angle with solder contact  All cables are 77Ω MIL-STD- 1553B Data Bus twisted shielded pairs  Working Voltage: 200 Vrms Rated Current (contact): 1A  Operating Temperature Range (°C): -55 to +150						
		CONNECTORS, ELECTRICAL, TRIAXIAL, BAYONE COUPLING, NON-REMOVABLE CRIMP CONTACTS, MIL-STD-1553B DATABUS, BASED ON TYPE ACB1 SERIES		Current Validity of Qualification		Page
			Certificate	Valid Until	02-02	
			288	May 2011	009	


Types covered by similarity:		Remarks:			
Procurement Specifications		Manufacturer	Nature of Approval	Supervising Authority	Date
Generic ESCC 3401	<p>Detail ESCC 3401/016 3401/017</p> <p>Characteristics: All variants are qualified</p> <p>Shell specifications and sizes: 3401/016</p> <p>Contact: 3401/017 Crimp wire-wrap solder and savers, 1 to 22 and 64 to 70</p> <p>2 rows: 17, 29, 41, 53, 65, 72, 84, 96, 120 contacts</p> <p>3 rows: 62, 80, 98, 160 contacts</p> <p>Contact Ratings: 5 A (1 contact AWG 22) 1.5 A (&gt;31 contacts, AWG 22)</p> <p>Operating Temperature Range (°C): -55 to +125</p>	<p>HYPERTAC SA Saint-Aubin-Lès-Elbeuf France</p>	Qualification	CNES	Nov 1982
			Extension	CNES	May 1985
			Extension	CNES	May 1988
			Extension	CNES	Apr 1991
			Extension	CNES	Jan 1994
			Extension	CNES	Mar 1996
			Extension	CNES	Mar 1998
			Extension	CNES	Jan 2002
			Extension	CNES	Jun 2004
			Extension	CNES	Mar 2007
	Extension	CNES	Oct 2009		
	Extension	CNES	Nov 2011		
	<p>CONNECTORS, ELECTRICAL, REMOVABLE CONTACTS, CRIMP WIRE-WRAP SOLDER AND SAVER, PRINTED CIRCUIT BOARD, BASED ON TYPE HE 801</p>	Current Validity of Qualification		Page	
		Certificate	Valid Until	02-03	
		99 L	October 2013	001-1	

Types covered by similarity:		Remarks:			
Procurement Specifications		Manufacturer	Nature of Approval	Supervising Authority	Date
Generic ESCC 3401  Detail ESCC 3401/016 3401/017		HYPERTAC LTD London England	Qualification Extension Extension Extension Extension Extension Extension	DRA DRA DERA QinetiQ QinetiQ BNSC UK Space Agency	Jul 1994 Nov 1996 Nov 1998 Apr 2002 Mar 2005 Jan 2009 Dec 2011
Characteristics: All variants are qualified  Shell specifications and sizes: 3401/016 Range of components: 17 to 160 way connectors PCB, 90°, crimp, wire-wrap and saver contacts  Guiding/locking device numbers: 26, 27, 28, 29, 33, 34, 35, 36, 40, 41, 43, 46, 54, 55, 71, 72, 73, 76, 77, 78  Contact Ratings: 5 A (1 contact AWG 22) 1.5 A (>31 contacts, AWG 22)  Operating Temperature Range (°C): -55 to +125					
		CONNECTORS, ELECTRICAL, REMOVABLE CONTACTS, CRIMP WIRE-WRAP SOLDER AND SAVER, PRINTED CIRCUIT BOARD, BASED ON TYPE HE 801		Current Validity of Qualification	
		Certificate 217 F	Valid Until January 2013		Page 02-03 001-2


Types covered by similarity:		Remarks:			
Procurement Specifications		Manufacturer	Nature of Approval	Supervising Authority	Date
Generic ESCC 3401	Detail ESCC 3401/039  Characteristics: 3 rows 26, 44, 62, 80, 98, 144 contacts  Contact Ratings: 2 A (1 contact)  Operating Temperature Range (°C): -55 to +125	HYPERTAC SA Saint-Aubin-Lès-Elbeuf France	Qualification	CNES	Mar 1987
			Extension	CNES	May 1990
			Extension	CNES	Jan 1993
			Extension	CNES	Oct 1995
			Extension	CNES	Mar 1998
			Extension	CNES	Jan 2002
			Extension	CNES	Jun 2004
			Extension	CNES	Mar 2007
			Extension	CNES	Sep 2009
			Extension	CNES	Nov 2011
	CONNECTORS, ELECTRICAL, NON-REMOVABLE SOLDER AND WIRE-WRAP CONTACTS AND SAVERS, PRINTED CIRCUIT BOARD, BASED ON TYPE KMC		Current Validity of Qualification		Page
			Certificate	Valid Until	02-03
		149 J	September 2013	002-1	


Types covered by similarity:		Remarks:			
Procurement Specifications		Manufacturer	Nature of Approval	Supervising Authority	Date
Generic ESCC 3401	Detail ESCC 3401/065	HYPERTAC SA Saint-Aubin-Les-Elbeuf France	Qualification	CNES	Aug 1998
			Extension	CNES	Jan 2002
			Extension	CNES	Jun 2004
			Extension	CNES	Mar 2007
			Extension	CNES	Sep 2009
<p>Characteristics:</p> <p>Contact: 52, 100, 152, 200, 252, 300, 352 and 400</p> <p>Contact Codes: 10, 11, 12, 30, 31, 43, 45, 47 and 91</p> <p>Guiding and Locking Devices Codes: 110, 111, 121, 124, 134 and 201</p> <p>Operating Temperature Range (°C): -55 to +125</p>			Extension	CNES	Nov 2011
	<p>CONNECTORS AND SAVERS, ELECTRICAL, RECTANGULAR, NON-REMOVABLE, PRINTED CIRCUIT BOARD, BASED ON TYPE MHD</p>		Current Validity of Qualification		Page
			Certificate	Valid Until	02-03
			250 E	September 2013	003-1


Types covered by similarity:		Remarks: Maintenance of qualification testing is under-way.			
Procurement Specifications		Manufacturer	Nature of Approval	Supervising Authority	Date
Generic ESCC 3401		HYPERTAC SA Saint-Aubin-Les-Elbeuf France	Qualification	CNES	Aug 2007
Detail ESCC 3401/076			Extension	CNES	Oct 2009
<p>Characteristics: All design envelops specified in Table 1(a) of ESCC Detail Specification are qualified</p> <p>Max. number of rows 11 Max. number of contacts: 660</p> <p>Locking and Guiding Devices: -Through holes only -M2 studs with locking nuts and washers -Locating pins not available</p> <p>Rated current: 1A each contact Total contact compression range: 0.1 to 0.65 mm per contact Compression force: 1.6N per contact Torque for locking devices: 10 Ncm</p> <p>Operating Temperature Range (°C): -55 to +125</p>					
	CONNECTORS, ELECTRICAL, CRIMP CONTACTS, Z-AXIS INTERPOSER, PRINTED CIRCUIT BOARD, BASED ON TYPE RX		Current Validity of Qualification		Page
			Certificate 281 A	Valid Until October 2011	02-03 004-1


Types covered by similarity: - Hermetically sealed receptacle		Remarks:			
Procurement Specifications		Manufacturer	Nature of Approval	Supervising Authority	Date
Generic ESCC	3402	RADIALL Saint-Quentin-Fallavier France	Qualification	CNES	Feb 1981
			Extension	CNES	Apr 1983
Detail ESCC	3402/001		Extension	CNES	Apr 1986
	3402/002		Extension	CNES	Nov 1989
	3402/003		Extension	CNES	Jul 1992
			Extension	CNES	Nov 1994
Characteristics: Frequency Range 0-18 GHz 3402/001 Pin contact (Plug). Variants 01 to 47 3402/002 socket contact (Receptacle). Variants 01 to 85 3402/003 Adapters. Variants 01 to 14 Crimp- or solder-type contact for flexible and semi-rigid cables, contacts for micro strip Shell material and finish: Beryllium copper gold plated, copper or nickel underplate; stainless steel, electro-passivated or gold plated. Operating Temperature Range (°C): See Detail Specifications			Extension	CNES	May 1998
			Extension	CNES	Aug 2002
			Extension	CNES	Jan 2005
			Extension	CNES	Dec 2007
		Extension	CNES	May 2010	
		Extension	CNES	Jan 2012	
	CONNECTORS, RF, COAXIAL, SOLDER AND CRIMP CONTACTS, MALE, FEMALE ADAPTORS AND CONNECTING PIECES, BASED ON TYPE SMA		Current Validity of Qualification		Page
			Certificate	Valid Until	02-04
		68 L	December 2013	001	




Types covered by similarity:		Remarks:			
Procurement Specifications		Manufacturer	Nature of Approval	Supervising Authority	Date
Generic ESCC	3402	RADIALL Saint-Quentin-Fallavier France	Qualification	CNES	Dec 2007
Detail ESCC	3402/021		Extension	CNES	May 2010
	3402/022 3402/023		Extension	CNES	Jan 2012
<p>Characteristics:</p> <p>Frequency Range 0-40 GHz 50 Ohms</p> <p>3402/021 Pin contact (Plug). Variants 01 to 05 and 07 3402/022 Socket contact (Receptacle). Variants 01 to 05 3402/023 Adapters. Variants 01 to 06 Crimp– or solder-type contact for flexible and semi-rigid cables, contacts for micro strip Shell material and finish: passivated amagnetic stainless steel. Operating Temperature Range (°C): -65 to +165</p>					
	CONNECTORS, RF, COAXIAL, SOLDER AND CRIMP CONTACTS, MALE, FEMALE ADAPTORS AND CONNECTING PIECES, BASED ON TYPE SMA 2.9		Current Validity of Qualification		Page
			Certificate	Valid Until	02-04
			283 B	December 2013	002

Types covered by similarity:		Remarks:															
Procurement Specifications		Manufacturer	Nature of Approval	Supervising Authority	Date												
Generic ESCC 3401		C&K COMPONENTS Dole France	Qualification	CNES	Oct 1986												
			Extension	CNES	Oct 1988												
Detail ESCC 3401/029			Extension	CNES	Jun 1989												
3401/041			Extension	CNES	Sep 1991												
3401/032			Extension	CNES	Apr 1994												
			Extension	CNES	Jan 1997												
			Extension	CNES	Oct 1999												
			Extension	CNES	Apr 2003												
			Extension	CNES	Nov 2005												
			Extension	CNES	Aug 2007												
		Extension	CNES	Sep 2009													
		Extension	CNES	Aug 2011													
Characteristics: Layout: 9 - 15 - 21- 25 - 31 - 37 - 51 Contacts Non removable crimp contacts Termination types: Nickel or Gold Plated Shells Operating Temperature Range (°C): -55 to +125		<table border="1"> <thead> <tr> <th>AWG #</th> <th>ESCC No.</th> <th>Max. Rated (A)</th> </tr> </thead> <tbody> <tr> <td>25</td> <td>Uninsulated rigid wire Bent and straight PCB</td> <td>2.5</td> </tr> <tr> <td>26</td> <td>3901 013 02 3901 002 56</td> <td>2.5</td> </tr> <tr> <td>28</td> <td>3901 013 01 3901 002 61</td> <td>1.5</td> </tr> </tbody> </table>	AWG #	ESCC No.	Max. Rated (A)	25	Uninsulated rigid wire Bent and straight PCB	2.5	26	3901 013 02 3901 002 56	2.5	28	3901 013 01 3901 002 61	1.5			
AWG #	ESCC No.	Max. Rated (A)															
25	Uninsulated rigid wire Bent and straight PCB	2.5															
26	3901 013 02 3901 002 56	2.5															
28	3901 013 01 3901 002 61	1.5															
	CONNECTORS, ELECTRICAL, RECTANGULAR, MICROMINIATURE, CRIMP CONTACT, BASED ON TYPE MDM		Current Validity of Qualification		Page												
			Certificate	Valid Until	02-05												
			140 L	September 2013	001-1												

Types covered by similarity:		Remarks:															
Procurement Specifications		Manufacturer	Nature of Approval	Supervising Authority	Date												
Generic ESCC 3401	Detail ESCC 3401/031  Characteristics:  Shell sizes: 5 through 81 contacts  Non removable crimp contacts  Termination Types: <table border="1" data-bbox="510 874 1361 1133"> <thead> <tr> <th>AWG #</th> <th>ESCC No.</th> <th>Max. Rated (A)</th> </tr> </thead> <tbody> <tr> <td>25</td> <td>Uninsulated rigid wire Bent PCB</td> <td>2.5</td> </tr> <tr> <td>26</td> <td>3901 013 02</td> <td>2.5</td> </tr> <tr> <td>28</td> <td>3901 013 01</td> <td>1.5</td> </tr> </tbody> </table>	AWG #	ESCC No.	Max. Rated (A)	25	Uninsulated rigid wire Bent PCB	2.5	26	3901 013 02	2.5	28	3901 013 01	1.5	C&K COMPONENTS Dole France	Qualification	CNES	Oct 1986
AWG #		ESCC No.	Max. Rated (A)														
25		Uninsulated rigid wire Bent PCB	2.5														
26		3901 013 02	2.5														
28		3901 013 01	1.5														
		Extension	CNES	Oct 1988													
		Extension	CNES	Jun 1989													
		Extension	CNES	Sep 1991													
		Extension	CNES	Apr 1994													
		Extension	CNES	Jan 1997													
	Extension	CNES	Oct 1999														
	Extension	CNES	Apr 2003														
	Extension	CNES	Nov 2005														
	Extension	CNES	Aug 2007														
	Extension	CNES	Sep 2009														
	Extension	CNES	Aug 2011														
Operating Temperature Range (°C): -55 to +125		Current Validity of Qualification		Page													
 <p style="text-align: center;">CONNECTORS, ELECTRICAL, MICROMINIATURE, CRIMP CONTACT, SINGLE-IN-LINE, BASED ON TYPE MTB</p>		Certificate	Valid Until	02-05													
		141 L	September 2013	002-1													


Types covered by similarity: Contact sizes 21, 31		Remarks:			
Procurement Specifications		Manufacturer	Nature of Approval	Supervising Authority	Date
Generic ESCC 3401  Detail ESCC 3401/077 3401/078		C&K COMPONENTS Dole France	Qualification Extension	CNES CNES	Jun 2009 Aug 2011
Characteristics: All variants are qualified Range of contacts: 9 - 15 - 21- 25 - 31 - 37 Accepts wires AWG 26 and 28 Max. rating for 1 isolated contact:- uninsulated AWG 25 solid wire: 2.5 A AWG 26 wire: 2.5 A AWG 28 wire: 1.5 A Nickel or Gold Plated Shells Working Voltage (Max.) 150Vrms Operating Temperature Range (°C): -55 to +125					
	CONNECTORS, ELECTRICAL, RECTANGULAR, MICROMINIATURE, REMOVABLE CRIMP CONTACT, BASED ON TYPE MDMA		Current Validity of Qualification		Page
			Certificate 290 A	Valid Until June 2013	02-05 003-1


Types covered by similarity:  Contact sizes 21, 31		Remarks:			
Procurement Specifications		Manufacturer	Nature of Approval	Supervising Authority	Date
Generic ESCC 3401  Detail ESCC 3401/081 3401/082 3401/083 3401/084		SOURIAU Connection Technology Marolles en Brie France	Qualification	CNES	Jun 2010
Characteristics:  3401/081: Shell variant 01 (glass-fibre reinforced thermoplastic), variant 02 (aluminium alloy). Contacts arrangements 7, 25, 51, 104 contacts. Contact termination OL3 (straight PCB), 1A7N (90° PCB 2.54mm spacing), 1B7N (90° PCB 2.84mm spacing). 3401/082: Shell variant 01 (glass-fibre reinforced thermoplastic), variant 02 (aluminium alloy). Contacts arrangements 7, 25, 51, 104 contacts. 3401/083: Contact variant 01 (male crimp barrel 26), 02 (female crimp barrel), 03 (male crimp barrel 24), 04 (female crimp barrel 24). 3401/084: Accessory variants 01 to 62. Range of contacts: 7 - 25 - 51 - 104 Accepts wires AWG 24, 26, 28  Nickel or Gold Plated Shells  Operating Temperature Range (°C): -55 to +125					
	CONNECTORS,  ELECTRICAL, RECTANGULAR, MICROMINIATURE, REMOVABLE AND NON-REMOVABLE, GAUGE 26, PCB PIN CONTACT,  BASED ON TYPE 8MCG		Current Validity of Qualification		Page
			Certificate	Valid Until	02-05
			301	June 2012	004-1

**Section 03****Component Type: Crystals**


Sub-Section	Page No.	Cert.	Type Designation	Manufacturer
03-01			Crystals	
	03-01-001-1	33 K	TO-5 Can	RAKON (F)
	03-01-001-3	308	TO-5 Can	KVG (D)
	03-01-002	34 K	TO-8 Can	RAKON (F)
	03-01-002-3	309	TO-8 Can	KVG (D)


**SECTION 03-\*\*: INDEX OF CRYSTALS****REP005 Updated on 15 Feb 2012**

Types covered by similarity:		Remarks:			
Procurement Specifications		Manufacturer	Nature of Approval	Supervising Authority	Date
Generic ESCC 3501  Detail ESCC      3501/001 3501/008 3501/011 3501/012 3501/018		RAKON France Argenteuil France	Qualification	CNES	Oct 1979
			Extension	CNES	Jun 1983
			Extension	CNES	Oct 1986
			Extension	CNES	Jul 1989
			Extension	CNES	Jan 1995
			Extension	CNES	Nov 1996
			Extension	CNES	Apr 2000
			Extension	CNES	Nov 2002
			Extension	CNES	Jun 2005
			Extension	CNES	Mar 2008
Characteristics:            All variants are qualified.  TO-5 Can (T 807)  Frequency Range: 15 - 140 MHz			Extension	CNES	Jul 2010
	CRYSTALS, TO-5 CAN		Current Validity of Qualification		Page
			Certificate	Valid Until	03-01
			33 K	March 2012	001-1

Types covered by similarity:		Remarks:			
Procurement Specifications		Manufacturer	Nature of Approval	Supervising Authority	Date
Generic ESCC 3501  Detail ESCC      3501/001 3501/008 3501/011 3501/012 3501/018		KVG Quartz Crystal Technology GmbH Neckarbischofsheim Germany	Qualification	DLR	Apr 2011
Characteristics:                      All variants are qualified.  TO-5 Can (T 807)  Frequency Range: 8 - 140 MHz					
	CRYSTALS, TO-5 CAN	Current Validity of Qualification		Page	
		Certificate	Valid Until	03-01	
		308	April 2013	001-3	



Types covered by similarity:		Remarks:			
Procurement Specifications		Manufacturer	Nature of Approval	Supervising Authority	Date
Generic ESCC 3501  Detail ESCC      3501/002 3501/009 3501/019		RAKON France Argenteuil France	Qualification	CNES	Oct 1979
			Extension	CNES	Jun 1983
			Extension	CNES	Oct 1986
			Extension	CNES	Jul 1989
			Extension	CNES	Jan 1995
			Extension	CNES	Apr 1997
			Extension	CNES	Apr 2000
			Extension	CNES	Nov 2002
			Extension	CNES	Jun 2005
			Extension	CNES	Mar 2008
Characteristics:            All variants are qualified. TO-8 Can (T 1507)  Frequency Range: 2.5 - 20 MHz			Extension	CNES	Jul 2010
	CRYSTALS, TO-8 CAN		Current Validity of Qualification		Page
			Certificate	Valid Until	03-01
			34 K	March 2012	002

Types covered by similarity:		Remarks:			
Procurement Specifications		Manufacturer	Nature of Approval	Supervising Authority	Date
Generic ESCC 3501  Detail ESCC      3501/002 3501/009 3501/019		KVG Quartz Crystal Technology GmbH Neckarbischofsheim Germany	Qualification	DLR	Apr 2011
Characteristics:            All variants are qualified.  TO-8 Can (T 1507)  Frequency Range: 2.5 - 26 MHz					
		CRYSTALS, TO-8 CAN	Current Validity of Qualification		Page
			Certificate	Valid Until	03-01
			309	April 2013	002-3

## Section 04


## Component Type: Diodes


04-01			Switching	
	04-01-003-2	311	Types 1N6640U and 1N6642U	STMicroelectronics
	04-01-003-3	316	Types BAY6642	Infineon
04-02			Power Rectifier	
	04-02-001-3	297 A	Types 1N5806U and 1N5811U	STMicroelectronics
	04-02-001-4	302	Types 1N5819U and 1N5822U	STMicroelectronics
	04-02-002-1	272 D	Type STPS20100	STMicroelectronics
	04-02-003-1	274 C	Types BYW-81, BYV52, BYV54	STMicroelectronics
04-05			RF/Microwave, Silicon Schottky	
	04-05-001-3	227 C	Schottky, BAS 70	Infineon
04-13			RF/Microwave, Varactors	
	04-13-003 1A-B	200 E	PIN and Varactors	Cobham MAL
	04-13-003-2A-B	225 E	Multiplier and PIN, DH 2xx and DH 50xxx	Cobham Microwave
	04-13-003-3	273 C	Varactor, Tuning, DH 76xxx	Cobham Microwave
04-16			RF/Microwave, PIN	
	04-16-002-2	224 D	PIN, BXY 42	Infineon
	04-16-003	236 D	PIN, BXY 43 and 44	Infineon





SECTION 04-\*\*: INDEX OF DIODES


REP005 Updated on 15 Feb 2012

Types covered by similarity:				Remarks:																				
Procurement Specifications		Manufacturer		Nature of Approval	Supervising Authority	Date																		
Generic ESCC 5000  Detail ESCC     5101/026 5101/027		ST Microelectronics Rennes France		Qualification	CNES	May 2011																		
Characteristics: <table border="1" data-bbox="91 903 1341 1070"> <thead> <tr> <th>Type</th> <th>Variants</th> <th>V<sub>BR</sub> (V)</th> <th>V<sub>RWM</sub> (V)</th> <th>I<sub>FSM</sub> (A)</th> <th>Case</th> </tr> </thead> <tbody> <tr> <td>1N6640U</td> <td>07, 08</td> <td>75</td> <td>75</td> <td>2</td> <td>LCC2-D</td> </tr> <tr> <td>1N6642U</td> <td>07, 08</td> <td>100</td> <td>100</td> <td>2</td> <td>LCC2-D</td> </tr> </tbody> </table> <p>Operating Temperature Range (°C): -65 to +175</p>							Type	Variants	V <sub>BR</sub> (V)	V <sub>RWM</sub> (V)	I <sub>FSM</sub> (A)	Case	1N6640U	07, 08	75	75	2	LCC2-D	1N6642U	07, 08	100	100	2	LCC2-D
Type	Variants	V <sub>BR</sub> (V)	V <sub>RWM</sub> (V)	I <sub>FSM</sub> (A)	Case																			
1N6640U	07, 08	75	75	2	LCC2-D																			
1N6642U	07, 08	100	100	2	LCC2-D																			
		DIODES, SWITCHING, BASED ON TYPES 1N6640U AND 1N6642U			Current Validity of Qualification		Page																	
					Certificate	Valid Until	04-01																	
					311	May 2013	001-3-2																	

Types covered by similarity:				Remarks:																				
Procurement Specifications		Manufacturer		Nature of Approval	Supervising Authority	Date																		
Generic ESCC 5000  Detail ESCC 5101/029		INFINEON Technologies AG Neubiberg Germany		Qualification	DLR	Dec 2011																		
Characteristics: <table border="1" data-bbox="85 890 1400 1053"> <thead> <tr> <th>Type</th> <th>Variant</th> <th>V<sub>BR</sub> (V)</th> <th>t<sub>rr</sub> (ns)</th> <th>V<sub>RWM</sub> (V<sub>pk</sub>)</th> <th>I<sub>R</sub> (µA)@ V<sub>RWM</sub></th> <th>I<sub>FSM</sub> (A<sub>pk</sub>)</th> <th>C (pF)</th> <th>Case</th> </tr> </thead> <tbody> <tr> <td>BAY6642 (ES)</td> <td>01</td> <td>100</td> <td>4</td> <td>75</td> <td>100</td> <td>2.5</td> <td>2.5</td> <td>HSL2-1808</td> </tr> </tbody> </table> <p>Operating Temperature Range (°C): -65 to +175</p>							Type	Variant	V <sub>BR</sub> (V)	t <sub>rr</sub> (ns)	V <sub>RWM</sub> (V <sub>pk</sub> )	I <sub>R</sub> (µA)@ V <sub>RWM</sub>	I <sub>FSM</sub> (A <sub>pk</sub> )	C (pF)	Case	BAY6642 (ES)	01	100	4	75	100	2.5	2.5	HSL2-1808
Type	Variant	V <sub>BR</sub> (V)	t <sub>rr</sub> (ns)	V <sub>RWM</sub> (V <sub>pk</sub> )	I <sub>R</sub> (µA)@ V <sub>RWM</sub>	I <sub>FSM</sub> (A <sub>pk</sub> )	C (pF)	Case																
BAY6642 (ES)	01	100	4	75	100	2.5	2.5	HSL2-1808																
 <p>ESCC European Space Components Coordination QPL</p>		DIODES, SWITCHING, BASED ON TYPES BAY6642(ES)			Current Validity of Qualification		Page																	
					Certificate 316	Valid Until December 2013	04-01 001-3-3																	

Types covered by similarity:				Remarks:																							
Procurement Specifications		Manufacturer		Nature of Approval	Supervising Authority	Date																					
Generic ESCC 5000  Detail ESCC 5101/013 5101/014		ST Microelectronics Rennes France		Qualification  Extension	CNES  CNES	Nov 2009  Jan 2012																					
Characteristics: <table border="1" data-bbox="100 885 1384 1045"> <thead> <tr> <th>ESCC</th> <th>Type</th> <th>Variants</th> <th>V<sub>BR</sub> (V)</th> <th>V<sub>RWM</sub> (V)</th> <th>I<sub>FSM</sub> (A)</th> <th>Case</th> </tr> </thead> <tbody> <tr> <td>5101/014</td> <td>1N5806U</td> <td>13, 14</td> <td>160</td> <td>150</td> <td>33</td> <td>LCC2-A</td> </tr> <tr> <td>5101/013</td> <td>1N5811U</td> <td>11, 12</td> <td>160</td> <td>150</td> <td>100</td> <td>LCC2-B</td> </tr> </tbody> </table> <p>Operating Temperature Range (°C): -65 to +175</p>							ESCC	Type	Variants	V <sub>BR</sub> (V)	V <sub>RWM</sub> (V)	I <sub>FSM</sub> (A)	Case	5101/014	1N5806U	13, 14	160	150	33	LCC2-A	5101/013	1N5811U	11, 12	160	150	100	LCC2-B
ESCC	Type	Variants	V <sub>BR</sub> (V)	V <sub>RWM</sub> (V)	I <sub>FSM</sub> (A)	Case																					
5101/014	1N5806U	13, 14	160	150	33	LCC2-A																					
5101/013	1N5811U	11, 12	160	150	100	LCC2-B																					
		DIODES, POWER RECTIFIER, BASED ON TYPES 1N5806U AND 1N5811U			Current Validity of Qualification		Page																				
					Certificate 297 A	Valid Until November 2013	04-02 001-3																				

Types covered by similarity:				Remarks:																				
Procurement Specifications		Manufacturer		Nature of Approval	Supervising Authority	Date																		
Generic ESCC 5000  Detail ESCC 5106/020 5106/021		ST Microelectronics Rennes France		Qualification	CNES	Sep 2010																		
Characteristics: Variants 01 and 02 of 5106/020 and Variants 02 and 03 of 5106/021 are qualified																								
<table border="1"> <thead> <tr> <th>Type</th> <th>V<sub>RWM</sub> (V)</th> <th>dV/dt (V/μs)</th> <th>I<sub>R</sub> (μA) @ V<sub>R</sub>= 40</th> <th>I<sub>FSM</sub> (A)</th> <th>I<sub>O</sub> (A) @ T<sub>amb</sub></th> </tr> </thead> <tbody> <tr> <td>1N5819U</td> <td>40</td> <td>10 000</td> <td>15 (DC)</td> <td>25</td> <td>1</td> </tr> <tr> <td>1N5822U</td> <td>40</td> <td>10 000</td> <td>80 (pulse)</td> <td>80</td> <td>3</td> </tr> </tbody> </table> <p>Operating Temperature Range (°C): -65 to +150            Package Type: LCC2-B</p>							Type	V <sub>RWM</sub> (V)	dV/dt (V/μs)	I <sub>R</sub> (μA) @ V <sub>R</sub> = 40	I <sub>FSM</sub> (A)	I <sub>O</sub> (A) @ T <sub>amb</sub>	1N5819U	40	10 000	15 (DC)	25	1	1N5822U	40	10 000	80 (pulse)	80	3
Type	V <sub>RWM</sub> (V)	dV/dt (V/μs)	I <sub>R</sub> (μA) @ V <sub>R</sub> = 40	I <sub>FSM</sub> (A)	I <sub>O</sub> (A) @ T <sub>amb</sub>																			
1N5819U	40	10 000	15 (DC)	25	1																			
1N5822U	40	10 000	80 (pulse)	80	3																			
		DIODES, POWER SCHOTTKY, BASED ON TYPES 1N5819U AND 1N5822U			Current Validity of Qualification		Page																	
					Certificate 302	Valid Until September 2012	04-02 001-4																	

Types covered by similarity						
Procurement Specifications		Manufacturer	Nature of Approval	Supervising Authority	Date	
Generic ESCC 5000  Detail ESCC      5106/016 5106/017 5106/018 5106/019		ST Microelectronics Rennes France	Qualification Extension Extension Extension Extension	CNES CNES CNES CNES CNES	Nov 2002 Mar 2006 Jul 2008 Feb 2009 Nov 2010	
Characteristics: Maximum Ratings for 5106/016:  $V_{RRM}$ :            100 V $I_o$ :                    2 x 20 A $dV/dt$ 10 000 V/ $\mu$ s $T_J$ :                    + 175°C Package Types    TO254, SMD.5 and SMD1 Operating Temperature Range (°C): -65 to +175						
		DIODES, POWER, SCHOTTKY BARRIER, BASED ON TYPE STPS20100		Current Validity of Qualification		Page
				Certificate	Valid Until	04-02
				272 D	November 2012	002-1A



Types covered by similarity:

ESCC COMP. NO.	VARANTS	RANGE OF COMPONENTS	BASED ON
5106/016	01	TO254	STPS20100FSY
	02	TO254	STPS20100AFSY
	03	TO254	STPS20100CFSY
	04	TO254	STPS20100SFSY
	05	SMD.5	STPS20100S
	06	SMD1	STPS20100SA
	07	SMD1	STPS20100CSA
5106/017	01	SMD.5	STPS1045S
	02	SMD.5	STPS1045CS
5106/018	01	TO254	STPS6045CFSY
	02	SMD1	STPS6045CSA
5106/019	01	TO254	STPS40100C2FSY
	02	TO254	STPS40100C1FSY
	03	SMD1	STPS40100CSA



DIODES, POWER, SCHOTTKY BARRIER,  
BASED ON TYPE STPS20H100

Current Validity of Qualification

Certificate

272 D


Valid Until


November 2012


Page

04-02

002-1B

Types covered by similarity:		Remarks:				
Procurement Specifications		Manufacturer	Nature of Approval	Supervising Authority	Date	
Generic ESCC 5000  Detail ESCC 5103/029 5103/030 5103/031		ST Microelectronics Rennes France	Qualification Extension Extension Extension	CNES CNES CNES CNES	Aug 2003 Mar 2006 Jul 2008 Nov 2010	
Characteristics: 5103/029 variants 01 to 05 are qualified (types BYW81-200) 5103/030 variant 01 is qualified (types BYV52-200) 5103/031 variant 01 to 05 are qualified (types BYV54-200) Maximum Ratings: $V_{RRM}$ : 200 V $I_O$ : 40 A for BYV 54-200, 30 A for BYV52-200, 15 and 30 A for BYW-81-200 $T_J$ : + 150°C Package Types TO254, TO254AA and SMD.5 Operating Temperature Range (°C): -55 to +150						
		DIODES, SILICON, POWER RECTIFIER, HIGH EFFICIENCY, FAST RECOVERY, BASED ON TYPES BYW81, BYV52 AND BYV54		Current Validity of Qualification		Page
				Certificate	Valid Until	04-02
				274 C	July 2012	003-1

Types covered by similarity: Variant 03 ( 40 V)		Remarks:				
Procurement Specifications		Manufacturer	Nature of Approval	Supervising Authority	Date	
Generic ESCC 5010  Detail ESCC 5512/020		INFINEON Technologies AG Neubiberg Germany	Qualification Extension Requalification Requalification	DARA DLR DLR DLR	Sep 1995 Jan 2000 Mar 2008 Nov 2010	
Characteristics: Variants 01 and 03 are qualified Maximum Ratings: BAS 70 $V_{RR}$ : 70 V $I_F$ : 70 mA $I_{FSM}$ : 85 mA <sub>pk</sub> @ t<10ms, duty cycle=10% D.C Parameters: $I_R = 100$ nA max @ $V_R = 56$ V $V_{F1} = 0.44$ V max. @ $I_F = 1.0$ mA At room temp. $V_{BR} = 70$ V min @ $I_R = 10$ μA $V_{F2} = 0.78$ V max. @ $I_F = 10$ mA $V_{F3} = 1.00$ V max. @ $I_F = 15$ mA  Package Type    T1 P <sub>tot</sub> =0.25W @ T <sub>case</sub> = +125 °C Operating Temperature Range (°C): -55 to +150						
		DIODES, MICROWAVE, SILICON, SCHOTTKY, GENERAL PURPOSE, BASED ON TYPE BAS 70		Current Validity of Qualification		Page
				Certificate 227 C	Valid Until March 2012	04-05 001-3

Types covered by similarity:		Remarks:			
Procurement Specifications		Manufacturer	Nature of Approval	Supervising Authority	Date
Generic ESCC 5010  Detail ESCC      See types covered by similarity		Cobham MAL Milton Keynes England	Qualification	DRA	Dec 1993
			Extension	DERA	Oct 1997
			Extension	QinetiQ	Mar 2002
			Extension	QinetiQ	Feb 2006
			Extension	BNSC	Nov 2008
			Extension	UK Space Agency	Jan 2011
Characteristics:  Operating Temperature Range (°C): -65 to +125 and 150					
	DIODES, MICROWAVE, SILICON, PIN AND VARACTORS		Current Validity of Qualification		Page
			Certificate	Valid Until	04-13
		200 E	November 2012	003-1A	

Types covered by similarity:

ESCC Spec. No.	Component Type
5513/007	ML4207 to ML 4209, variants 01-03, 06, 08-13, 17, 19, 21-27, 30, 32-37, 41, 43, 45-51, 54, 56-61, 65, 67, 69-72
5513/009	ML4610, ML4617 to ML4619, variants 01-03, 06, 08-13, 17, 19, 21-23, 25-28, 31, 33-38, 42, 44, 46-48, 50-53, 56, 58-63, 67, 69, 71-73, 75-78, 81, 83-88, 92, 94, 96-99
5513/010	ML4611, ML4612, ML4614, ML4615, variants 01-03, 06, 08-13, 17, 19, 21-23, 25-28, 31, 33-38, 42, 44, 46-48, 50-53, 56, 58-63, 67, 69, 71-73, 75-78, 81, 83-88, 92, 94, 96-99
5513/014	ML4622 to ML4624, variants 01-03, 06, 08-13, 17, 19, 21-23, 25-28, 31, 33-38, 42, 45-47, 49-52, 55, 57-58, 61, 63
5513/015	ML4627 to ML4629, variants 01-03, 06, 08-13, 17, 19, 21-23, 25-28, 31, 33-38, 42, 45-47, 49-52, 55, 57-58, 61, 63
5512/001	ML4402, ML4404 to ML4409 and ML40721, variants 01-03,05, 07-12, 14-18, 20, 22-27, 29-33, 35, 37-42, 44-48, 50, 52-57, 59-63, 65, 67-72, 74-78, 80, 82-84, 86, 88, 90-92
5512/003	ML4310 to ML4319, variants 01-02, 05-06, 09-13, 16-17, 20-24, 27-28, 31-35, 38-39, 42-46, 49-50, 53-57, 60-61, 64-68, 71-72, 75-79, 83-85, 89-91, 95
5512/004	ML4331 to ML4335, variants 01-02, 05-06, 09-13, 16-17, 20-24, 27-28, 31-35, 38-39, 42-46, 49-50, 53-55
5512/005	ML4336 to ML4343, variants 01-02, 06-08, 12-14, 18-20, 24-26, 30-32, 36-38, 42-44, 48
5512/006	ML4351 to ML4354, variants 01-02, 05-06, 09-13, 16-17, 20-24, 27-28, 31-35, 38-39, 42-44
5512/007	ML4355 to ML4365, variants 01-02, 06-08, 12-14, 18-20, 24-26, 30-32, 36-38, 42-44, 47-48, 51-52, 55-56



DIODES,  
MICROWAVE, SILICON, PIN AND VARACTORS

Current Validity of Qualification

Certificate

200 E

Valid Until

November 2012

Page

04-13

003-1B



Types covered by similarity:

ESCC Spec. No.	Component Type
5513/031	DH 50151 to DH 50157, Variants 01 to 56
5513/032	DH 50033 to DH 50037, Variants 01 to 40
5513/033	DH 50201 to DH 50209, Variants 01 to 70
5513/034	DH 50251 to DH 50256, Variants 01 to 41
5513/036	DH 50052 to DH 50057, Variants 01 to 48
5513/037	DH 50071 to DH 50077, Variants 01 to 56
5513/038	DH 50101 to DH 50107, Variants 01 to 56
5512/016	DH 267, Variants 10 to 15 and 16
5512/016	DH 292, Variants 20 to 25 and 26
5512/016	DH 256, Variants 30 to 35 and 36
5512/016	DH 252, Variants 40 to 45 and 46
5512/016	DH 294, Variants 50 to 55 and 56



DIODES,  
 MICROWAVE, SILICON, MULTIPLIER AND PIN,  
 BASED ON TYPES DH 2XX AND DH 50XXX

Current Validity of Qualification

Certificate

225 E

Valid Until

February 2014


Page


04-13

003-2B






Types covered by similarity: Variant 02		Remarks:				
Procurement Specifications		Manufacturer	Nature of Approval	Supervising Authority	Date	
Generic ESCC 5010  Detail ESCC 5513/017		INFINEON Technologies AG Neubiberg Germany	Qualification Extension Extension Requalification Requalification	DARA DLR DLR DLR DLR	Jun 1995 Jan 2000 Jan 2004 Mar 2008 Nov 2010	
Characteristics: Variants 01 and 02 are qualified Maximum Ratings: $V_R$ : 50 V $I_{FM}$ : 5.0 A @ $t_p=1.0 \mu s$ , duty cycle = 0.001% D.C Parameters: $I_{R1} = 10 \mu A$ max @ $V_R = 50 V$ $I_{R2} = 5 nA$ max @ $V_R = 40 V$ $V_F = 1.1 V$ max. @ $I_F = 100 mA$ Package Types T1 ( $P_D= 350mW$ ) and T Operating Temperature Range ( $^{\circ}C$ ): -55 to +175						
		DIODES, MICROWAVE, SILICON, PIN, BASED ON TYPE BXY 42- MESA		Current Validity of Qualification		Page
				Certificate	Valid Until	04-16
			224 D	March 2012	002-2	

Types covered by similarity:		Remarks:				
Procurement Specifications		Manufacturer	Nature of Approval	Supervising Authority	Date	
Generic ESCC 5010  Detail ESCC 5513/030		INFINEON Technologies AG Neubiberg Germany	Qualification Extension Extension Requalification Requalification	DARA DLR DLR DLR DLR	Oct 1996 Jan 2000 Jan 2004 Mar 2008 Nov 2010	
Characteristics: Variants 01, 02, 05 and 06 are qualified. BXY 43 (variants 01-02)                      BXY 44 (variants 05-06) Maximum Ratings: $V_R = \sim 150\text{ V}$ $\sim 200\text{ V}$ $I_F = 400\text{ mA}$ $P_D = 500\text{ mW}$ D.C Parameters: $I_R = 100\text{ nA max @ } V_R = \sim 150\text{ V}$ $5\text{ nA @ } V_R = \sim 100\text{ V}$ $V_F = 1.0\text{ V max.}$ $1.05\text{ V max. @ } I_F = 100\text{ mA}$ Package Type    T, T1 Operating Temperature Range (°C): $\sim 55$ to $+150$						
		DIODES, MICROWAVE, SILICON, PIN, PLANAR BASED ON TYPES BXY 43 AND 44		Current Validity of Qualification		Page
				Certificate	Valid Until	04-16
				236 D	March 2012	003

**Section 05****Component Type: Filters**

Sub-Section	Page No.	Cert.	Type Designation	Manufacturer
05			Feedthrough	
	05-01-001-A-B	252 E	Types SFC, SFL, SFP	Eurofarad

**SECTION 05-\*\*: INDEX OF FILTERS****REP005 Updated on 15 Feb 2012**

Types covered by similarity:		Remarks:			
Procurement Specifications		Manufacturer	Nature of Approval	Supervising Authority	Date
Generic ESCC 3008  Detail ESCC Please refer to the next page		EUROFARAD Chanteloup en Brie France	Qualification	CNES	Aug 1998
			Extension	CNES	Apr 2001
			Extension	CNES	Nov 2003
			Extension	CNES	Mar 2006
			Extension	CNES	Jun 2008
			Extension	CNES	Apr 2011
Characteristics: All variants specified in the Detail Specifications are qualified. Operating Temperature Range (°C): -55 to +125					
 <b>ESCC</b> <small>European Space Components Coordination</small> <b>QPL</b>	CAPACITOR FILTERS, FEEDTHROUGH, ELECTROMAGNETIC INTERFERENCE SUPPRESSION, HERMETICALLY AND NON-HERMETICALLY SEALED, PI-, C-, AND L- TYPES, BASED ON TYPES SFC, SFL AND SFP		Current Validity of Qualification		Page
			Certificate	Valid Until	05-01
			252 E	June 2012	001A

Types covered by certificate:

Style	Detail Specification	Variants	Capacitance Range (nF)	Rated Current (A)	Rated Voltage (V)
SFP 040	3008/014	01 to 40	0.75 to 44.8	10 (DC 7 LF)	70 to 250
SFP 060	3008/021	01 to 14	2.4 to 89.6	10	35 to 500
SFP 035	3008/025	01 to 20	2.4 to 35.2	10	35 to 200
SFP 100	3008/028	01 to 06	0.16 to 1312.0	10	50 to 300
SFP 060	3008/030	01 to 28	2.4 to 89.6	10	35 to 500
Capacitance Range (pF)					
SFC 030	3008/020	01 to 12	470 to 22000	1.0 to 5.0	25 to 200
SFC 060	3008/026	01 to 06	680 to 220000	10	25 to 200
SFC 100	3008/027	01 to 06	1000 to 1000000	10	25 to 200
SFC 035	3008/031	01 to 06	470 to 22000	10	25 to 200
SFC 040	3008/032	01 to 12	470 to 22000	10	25 to 200
SFC 060	3008/033	01 to 12	680 to 220000	10	25 to 200
Capacitance Range (nF)					
SFL 100	3008/029	01 to 48	17.6 to 1600	5, 10, 15	40 to 300



CAPACITOR FILTERS, FEEDTHROUGH, ELECTROMAGNETIC INTERFERENCE SUPPRESSION, HERMETICALLY AND NON-HERMETICALLY SEALED, PI-, C-, AND L- TYPES, BASED ON TYPES SFC, SFL AND SFP

Current Validity of Qualification


Certificate	Valid Until
252 E	June 2012

Page  
05-01  
001B

**Section 06****Component Type: Fuses**

Sub-Section	Page No.	Cert.	Type Designation	Manufacturer
06-01			Thin film	
	06-01-001	284 A	Type MGA-S	Schurter

**SECTION 06-\*\*: INDEX OF FUSES****REP005 Updated on 15 Feb 2012**

Types covered by similarity: Variants 02 to 09		Remarks:		
Procurement Specifications	Manufacturer	Nature of Approval	Supervising Authority	Date
Generic ESCC 4008  Detail ESCC 4008/001	Schurter Lucerne Switzerland	Qualification  Extension	ESTEC  ESTEC	Jun 2008  Oct 2010
<p>Characteristics: Variants 01 to 12 are qualified.</p> <p>Rated Voltage (VAC or VDC): 125/125, 63/125 and 32/125 by variant</p> <p>Rated Current (VAC and VDC): 0.14 to 3.5 A by variant</p> <p>AC Interrupt Current (A): 50 at maximum rated voltage, power factor &gt; 0.95</p> <p>DC Interrupt Current (A): at maximum rated voltage, time constant ≤ 1 ms</p> <p>Variants 01 to 10: 300, Variants 11 and 12: 50</p> <p>Operating Temperature Range, (°C): -50 to +125 (90% I<sub>R</sub> to 107% I<sub>R</sub>)</p>				
	<p>FUSES, SURFACE MOUNT, THIN FILM, 0.14 TO 3.5 AMPS, BASED ON TYPE MGA-S</p>	Current Validity of Qualification		Page
		Certificate  284 A	Valid Until  June 2012	06-01  001

**Section 07****Component Type: Inductors**


Sub-Section	Page No.	Cert.	Type Designation	Manufacturer
07-01			Fixed, RF	
	07-01-001	241 E	Types MSCI 10K, 12K, 20K and H01	Microspire
07-02			Power	
	07-02-002	276 C	Types SESI and CMC	Microspire




**SECTION 07-\*\*: INDEX OF INDUCTORS**

**REP005 Updated on 15 Feb 2012**





Types covered by similarity:				Remarks: The subcontracting of the winding operation is not part of this qualification.					
Procurement Specifications			Manufacturer		Nature of Approval	Supervising Authority	Date		
Generic ESCC 3201			MICROSPIRE Illange France		Qualification	CNES	Apr 1997		
Detail ESCC 3201/008					Extension	CNES	Nov 2000		
					Extension	CNES	Mar 2003		
					Extension	CNES	Dec 2005		
					Extension	CNES	Jun 2008		
					Extension	CNES	Jan 2011		
Characteristics: Variants 01 to 05 are qualified									
Series No.	Range (μH)	Tolerance (±%)	Q min.	Min. SRF f <sub>r</sub> (MHz)	Max. DCR, R <sub>dc</sub> (Ω)	Rated DC Current, I <sub>R</sub> (mA)			
10k	0.010-10	2.0, 5.0, 10	60 - 42	1000 - 33	0.025 - 3.3	750 - 87			
12k	12 - 1000	2.0, 5.0, 10	56 - 12	26 - 1.5	2.0 - 120	110 - 15			
20k	0.010 - 1000	10	75 - 30	1000 - 1.7	0.04 - 80	1000 - 25			
H01	0.380 - 100	15	30	8	0.029 - 3.8	1500 - 100			
Dielectric Withstanding Voltage (DWV): 200 Vrms									
Operating Temperature Range (°C): -55 to +125									
			INDUCTORS, FIXED, RF, MINIATURE, MOULDED, SURFACE MOUNT, BASED ON SERIES MSC1 10k, 12k, 20k and H01				Current Validity of Qualification		Page
							Certificate	Valid Until	07-01
							241 E	June 2012	001

Types covered by similarity:				Remarks: Termination finish shall be Sn90Pb10.																												
Procurement Specifications		Manufacturer		Nature of Approval	Supervising Authority	Date																										
Generic ESCC 3201  Detail ESCC 3201/009 3201/010		MICROSPIRE Illange France		Qualification Extension Extension Extension	CNES CNES CNES CNES	Apr 2004 May 2007 Dec 2010 Feb 2012																										
Characteristics: 3201/009 Variants 01 to 08 are qualified 3201/010 Variants 01, 03 and 05 are qualified  <b>3201/009</b> <table border="0"> <tr> <td>SESI</td> <td>14</td> <td>15</td> <td>15W</td> <td>18</td> <td>9.1</td> <td>22</td> <td>32WR</td> <td>32PR</td> </tr> <tr> <td>Variant</td> <td>01</td> <td>02</td> <td>03</td> <td>04</td> <td>05</td> <td>06</td> <td>07</td> <td>08</td> </tr> </table> <b>3201/010</b> <table border="0"> <tr> <td>CMC</td> <td>15</td> <td>18</td> <td>22</td> </tr> <tr> <td>Variant</td> <td>01</td> <td>02</td> <td>03</td> </tr> </table> Operating Temperature Range (°C): -55 to +125							SESI	14	15	15W	18	9.1	22	32WR	32PR	Variant	01	02	03	04	05	06	07	08	CMC	15	18	22	Variant	01	02	03
SESI	14	15	15W	18	9.1	22	32WR	32PR																								
Variant	01	02	03	04	05	06	07	08																								
CMC	15	18	22																													
Variant	01	02	03																													
		INDUCTORS, POWER, MOULDED, SURFACE MOUNT, BASED ON SERIES SESI AND CMC			Current Validity of Qualification		Page																									
					Certificate	Valid Until	07-02																									
					276 C	May 2013	002																									


**Section 08****Component Type: Microcircuits**

Sub-Section	Page No.	Cert.	Type Designation	Manufacturer
08-80			Digital C-MOS	
	08-80-001-2 A to E	73 N	4000 B Series	ST Microelectronics
	08-80-002-2 A to F	190 J	54HCMOS Series	ST Microelectronics
08-90			Other Functions	
	08-90-001	307	PLL Frequency Synthesizer	Peregrine Semiconductor Europe



**SECTION 08-\*\*: INDEX OF MICROCIRCUITS****REP005 Updated on 15 Feb 2012**

Types covered by similarity: See next pages		Remarks:			
Procurement Specifications		Manufacturer	Nature of Approval	Supervising Authority	Date
Generic ESCC 9000  Detail ESCC     See types covered by similarity		ST Microelectronics Rennes France	Qualification	CNES	Apr 1981
			Extension	CNES	Jan 1981
			Extension	CNES	Dec 1984
			Extension	CNES	May 1987
			Extension	CNES	Apr 1990
			Extension	CNES	Oct 1992
			Extension	CNES	Apr 1995
			Extension	CNES	Apr 1997
			Extension	CNES	Apr 1999
			Extension	CNES	May 2001
			Extension	CNES	Nov 2002
			Extension	CNES	Nov 2005
			Extension	CNES	Feb 2008
		Extension	CNES	May 2010	
		Extension	CNES	Feb 2012	
Characteristics: Package Types: Ceramic Dual-in-Line Ceramic Flat Pack					
 	MICROCIRCUITS, DIGITAL, C-MOS-B, 4000B SERIES	Current Validity of Qualification		Page	
		Certificate	Valid Until	08-80	
		73 N	February 2014	001-2A	

Types covered by similarity:		
ESCC Spec. No.	Component Type	Component Type
9201/041	Quad 2-input NOR gate	4001B
9201/042	Dual 4-input NOR gate	4002B
9202/039	4-bit full adder	4008B
9201/043	Quad 2-input NAND gate	4011B
9201/044	Dual 4-input NAND gate	4012B
9203/023	Dual D-type flip-flop	4013B
9306/014	8-stage synchronous static shift register	4014B
9306/015	Dual 4-stage static shift register with serial input/parallel input	4015B
9202/050	Quad bilateral switch	4016B
9204/020	Decade counter/divider	4017B
9204/021	Presetable divide-by-N counter	4018B
9202/051	Quad AND/OR select gate	4019B
9204/022	14-stage ripple carry binary counter/divider	4020B
9306/016	8-stage static shift register	4021B
9204/023	Octal counter/divider	4022B
9201/045	Triple 3-input NAND gates	4023B
9204/024	7-stage ripple carry binary counter/divider	4024B
9201/046	Triple 3-input NOR gate	4025B
9406/001	Ripple carry decade counter/divider	4026B
9203/022	Dual J-K master slave flip-flop	4027B

	<p>MICROCIRCUITS, DIGITAL, C-MOS-B, 4000B SERIES</p>	Current Validity of Qualification		Page
		Certificate	Valid Until	08-80
		73 N	February 2014	001-2B

Types covered by similarity:		
ESCC Spec. No.	Component Type	Component Type
9205/010	BCD-to-decimal or binary-to-octal decoder	4028B
9204/025	Presetable up/down counter binary or BCD decade	4029B
9201/047	Quad 2-input exclusive OR gates	4030B
9306/017	64-stage static shift register	4031B
9306/025	8-stage static bidirectional parallel/serial input/output bus register with 3 state output	4034B
9306/018	4-bit universal shift register	4035B
9204/026	12-stage ripple carry binary counter/divider	4040B
9202/040	Quad true/complement buffer with unbuffered outputs	4041UB
9202/041	Quad clocked D latch	4042B
9202/042	Quad NOR 3-state R/S latches	4043B
9202/043	Quad NAND 3-state R/S latch	4044B
9202/044	Micropower phase-locked loop	4046B
9207/003	Low power monostable/astable multivibrator	4047B
9202/045	Hex buffer/converter (inverting type)	4049UB
9202/046	Hex buffer/converter (non-inverting type)	4050B
9202/047	Analogue multiplexer/demultiplexer	4051B
9202/048	Analogue multiplexer/demultiplexer	4052B
9202/049	Triple 2-channel analogue multiplexer/demultiplexer	4053B
9209/001	4-bit magnitude comparator	4063B
9204/052	14-stage ripple-carry binary counter/divider and oscillator	4060B

 	MICROCIRCUITS, DIGITAL, C-MOS-B, 4000B SERIES	Current Validity of Qualification		Page
		Certificate	Valid Until	08-80
		73 N	February 2014	001-2C

Types covered by similarity:		
ESCC Spec. No.	Component Type	Component Type
9408/005	Quad bilateral switch	4066B
9408/009	Analogue multiplexer/demultiplexer	4067B
9201/061	8-input NAND gate	4068B
9401/010	Hex inverter	4069UB
9201/048	Quad exclusive OR gate	4070B
9201/063	Quad 2-input OR gate	4071B
9201/082	Dual 4-input OR gate	4072B
9201/064	Triple 3-input AND gate	4073B
9201/065	Triple 3-input OR gate	4075B
9306/022	4-bit D-type register with 3-state output	4076B
9201/055	Quad exclusive NOR gate	4077B
9201/062	8-input OR/NOR gate	4078B
9201/052	Quad 2-input AND gate	4081B
9201/066	Dual 4-input AND gate	4082B
9201/067	Dual 2-wide 2-input AND/OR inverter gate	4085B
9409/002	Quad 2-input NAND gate with Schmitt trigger input	4093B
9306/026	8-stage shift and store bus register with synchronous serial outputs and 3-state parallel output	4094B
9206/003	Dual monostable multivibrator	4098B
9202/058	8-bit addressable latch	4099B
9401/006	Strobed hex inverter/buffer	4502B



MICROCIRCUITS, DIGITAL,  
C-MOS-B, 4000B SERIES

Current Validity of Qualification

Certificate

73 N

Valid Until

February 2014

Page

08-80

001-2D

Types covered by similarity:

ESCC Spec. No.	Component Type	Component Type
9401/030	Hex non-inverting buffers with 3-state output	4503B
9202/063	Dual 4-bit latch with 3-state output	4508B
9408/006	8-channel multiplexer with 3-state output	4512B
9408/012	4-bit latch/4-to-16 decoder	4514B
9205/011	4-bit latch/4-to-16 line decoder	4515B
9204/045	Synchronous quad presettable up/down binary counter	4516B
9204/028	Dual binary up counter	4520B
9202/065	8-bit priority encoder	4532B
9207/007	Dual monostable multivibrator with reset	4538B
9408/011	Dual 1-of-4 decoder/demultiplexer	4555B
9408/025	Dual 1-of-4 decoder/demultiplexer (output low on select)	4556B
9204/036	Presettable 8-bit synchronous down-counter	40103B
9306/033	FIFO register with 3-state output	40105B
9409/005	Hex Schmitt-trigger	40106B
9401/013	Dual 2-input NAND buffer/driffer	40107B
9407/003	Quad low-to-high 3-state voltage level shifter	40109B
9204/054	Programmable 4-bit binary counter with asynchronous clear	40161B
9204/046	Programmable 4-bit binary counter with synchronous clear	40163B
9203/038	Hex D-type flip-flop	40174B
9204/041	Presettable binary up/down counter (dual clock with reset)	40193B
9408/017	Quad 2-lin-to-1-line data selector/multiplexer with 3-state output	40257B



MICROCIRCUITS, DIGITAL,  
C-MOS-B, 4000B SERIES

Current Validity of Qualification

Certificate

73 N

Valid Until


February 2014

Page

08-80

001-2E



Types covered by similarity: See next pages		Remarks:			
Procurement Specifications		Manufacturer	Nature of Approval	Supervising Authority	Date
Generic ESCC 9000  Detail ESCC      See types covered by similarity		ST Microelectronics Rennes France	Qualification Extension Extension Extension Extension Extension Extension Extension Extension Extension Extension Extension	CNES CNES CNES CNES CNES CNES CNES CNES CNES CNES CNES CNES	Nov 1992 Apr 1995 Apr 1997 Apr 1999 May 2001 Nov 2002 Nov 2005 Feb 2008 May 2010 Feb 2012
Characteristics: Qualified Packages: <ul style="list-style-type: none"> <li>• Ceramic Dual-in-Line</li> <li>• Ceramic Flat Pack</li> </ul>					
<b>NOTES</b> 1. These parts have successfully passed radiation testing to 50 kRads.					
	MICROCIRCUITS, DIGITAL, MONOLITHIC, HIGH SPEED CMOS, 54HC AND 54HCT SERIES		Current Validity of Qualification		Page
			Certificate	Valid Until	08-80
			190 J	February 2014	002-2A

Types covered by similarity:			
ESCC Spec. No.	Component Type	Component Type	Note
9201/105	Quad 2-input NAND gate	54HC 00	1
9201/113	Quad 2-input NOR gate	02	1
9201/114	Quad 2-input NAND gate with open drain output	03	1
9401/033	Hex inverter	04	1
9201/106	Quad 2-input positive AND gate	08	1
9201/107	Triple 3-input NAND gate	10	1
9201/117	Triple 3-input AND gate	11	1
9409/007	Hex Schmitt trigger inverter	14	1
9201/118	Dual 4-input NAND gate	20	1
9201/108	Dual 4-input AND gate	21	1
9201/109	Triple 3-input NOR gate	27	1
9201/110	8-input NAND gate	30	1
9201/111	Quad 2-input OR gate	32	1
9203/071	Dual negative-edge triggered J-K flip-flops with clear	73	1
9203/050	Dual D-type flip-flop with preset and clear	74	1
9203/065	Quad 4-bit bistable D-type latch	75	1
9209/004	4-bit magnitude comparator	85	1
9201/119	Quad 2-input exclusive OR gate	86	1
9203/072	Dual J-K negative-edge triggered flip-flop with direct clear	107	1



MICROCIRCUITS, DIGITAL, MONOLITHIC,  
HIGH SPEED CMOS, 54HC AND 54HCT SERIES

Current Validity of Qualification

Certificate

190 J

Valid Until

February 2014

Page

08-80

002-2B

## Types covered by similarity:

ESCC Spec. No.	Component Type	Component Type	Note
9306/048	Dual J-K positive edge triggered flip-flop with preset and clear	54HC 109	1
9203/051	Dual J-K negative edge triggered flip-flop with preset and clear	112	1
9207/006	Dual positive or negative edge Schmitt-retriggerable monostable multivibrator with clear	123	1
9401/039	Quad bus buffer with 3 state output	125	1
9401/046	Quad bus buffer with 3 state output	126	1
9201/120	Quad 2-input NAND gate with Schmitt-trigger input	132	1
9205/013	3-to-8 line decoder/demultiplexer with address latch and inverted output	137	1
9408/046	3-to-8 line decoder/demultiplexer with inverted output	138	1
9205/017	Dual 2-to-4 line decoder/demultiplexer with inverted output	139	1
9410/017	8-line to 3-line priority encoder	148	1
9408/054	8-line to 1-line data selector/multiplexer	151	1
9408/038	Dual 4-line to 1-line data selectors/multiplexer	153	1
9205/023	4-to-16 line decoder/demultiplexer with inverted output	154	1
9408/057	Quad 2-line to 1-line data selector/multiplexer	157	1
9408/059	Quad 2-line to 1-line data selector/multiplexer with inverted output	158	1
9204/062	Synchronous presettable 4-bit decade counter with direct clear	160	1
9204/059	Asynchronous 4-bit binary counter	161	1
9204/073	Synchronous 4-bit binary counter	163	1
9306/041	8-bit SIPO shift register	164	1
9306/042	8-bit PISO shift register	165	1



MICROCIRCUITS, DIGITAL, MONOLITHIC,  
HIGH SPEED CMOS, 54HC AND 54HCT SERIES

Current Validity of Qualification

Certificate

190 J

Valid Until

February 2014

Page

08-80

002-2C

Types covered by similarity:

ESCC Spec. No.	Component Type	Component Type	Note
9306/043	8-bit PISO shift register	54HC 166	1
9306/052	Hex D-type edge-triggered flip-flop with clear	174	1
9203/052	Quad D-type edge-triggered flip-flop with clear	175	1
9204/066	Synchronous 4-bit up/down binary counter	191	1
9204/065	Synchronous 4-bit up/down binary counter (dual clock with clear)	193	1
9306/047	4-bit PIPO shift register	194	1
9306/053	4-bit PIPO shift register with overriding clear	195	1
9205/021	3-line to 8-line decoder/demultiplexer with address latch	237	1
9401/034	Octal bus buffer with inverted 3-state output	240	1
9401/035	Octal bus buffer with 3-state output	241	1
9405/011	Quad bus transceiver with inverted 3-state output	242	1
9405/012	Quad bus transceiver with 3-state output	243	1
9401/048	Octal bus buffer with 3-state output	244	1
9405/013	Octal bus transceiver with 3-state output	245	1
9408/048	1-to-8 data selector/multiplexer with 3-state output	251	1
9408/058	Dual 4-line to 1-line data selector/multiplexer with 3-state output	253	1
9408/047	Quad 2-line to 1-line data selector/multiplexer with 3-state output	257	1
9203/073	8-bit addressable latch	259	1
9203/053	Octal D-type edge-triggered flip-flop with clear	273	1
9208/003	9-bit odd/even parity generator/checker	280	1



MICROCIRCUITS, DIGITAL, MONOLITHIC,  
HIGH SPEED CMOS, 54HC AND 54HCT SERIES

Current Validity of Qualification

Certificate

190 J

Valid Until

February 2014

Page

08-80

002-2D

Types covered by similarity:

ESCC Spec. No.	Component Type	Component Type	Note
9202/075	4-bit binary full adder with fast carry	54HC 283	1
9401/052	Hex bus buffer with 3-state output	365	1
9401/044	Hex bus buffer with 3-state output	367	1
9203/059	Octal D-type transparent latch with 3-state output	373	1
9203/060	Octal D-type edge-triggered flip-flop with 3-state output	374	1
9201/121	Quad 2-input exclusive OR gate	386	1
9204/074	Dual 4-bit negative edge-triggered binary counter	393	1
9401/049	Octal bus buffer with inverted 3-state output	540	1
9401/047	Octal bus buffer with 3-state output	541	1
9202/072	Octal D-type transparent latch with 3-state output	573	1
9203/054	Octal D-type edge-triggered flip-flop with 3-state output	574	1
9204/071	8-bit binary counter with 3-state output register	590	1
9306/051	8-bit shift register with 3-state output register	595	1
9306/054	8-bit PISO shift register	597	1
9209/005	8-bit identify comparator	688	1
9201/130	Dual 4-input NOR gate	4002	1
9204/070	Asynchronous negative-edge-triggered 14-bit binary counter	4020	1
9204/069	Asynchronous negative edge-triggered 12-bit binary counter	4040	1
9401/037	Hex buffer/converter with inverted output	4049	1
9401/038	Hex buffer/converter	4050	1



MICROCIRCUITS, DIGITAL, MONOLITHIC,  
HIGH SPEED CMOS, 54HC AND 54HCT SERIES

Current Validity of Qualification

Certificate

190 J

Valid Until

February 2014

Page

08-80

002-2E

Types covered by similarity:

ESCC Spec. No.	Component Type	Component Type	Note
9408/064	Analogue multiplexer/demultiplexer	54HC 4051	1
9408/065	Analogue multiplexer/demultiplexer (triple 2-channel)	4053	1
9204/076	Asynchronous negative-edge-triggered 14-bit binary counter and oscillator	4060	1
9408/052	Quad bilateral switch	4066	1
9201/124	Dual 4-input OR gate	4072	1
9201/129	Triple 3-input OR gate	4075	1
9201/123	8-input OR/NOR gate	4078	1
9306/050	8-bit SIPO shift latch register with 3-state output	4094	1
9205/019	4-to-16 line decoder/latch	4514	1
9203/070	Dual D-type flip-flop with preset and clear	54HCT 74	1
9401/045	Octal buffer with inverted 3-state output	240	1
9402/009	Octal bus buffer with 3-state output	244	1
9405/014	Octal bus transceiver with 3-state output	245	1
9203/064	Octal D-type transparent latch with 3-state output	373	1
9203/066	Octal D-type edge-triggered flip-flop with 3-state output	374	1



MICROCIRCUITS, DIGITAL, MONOLITHIC,  
HIGH SPEED CMOS, 54HC AND 54HCT SERIES

Current Validity of Qualification

Certificate

190 J


Valid Until

February 2014

Page

08-80

002-2F

Types covered by similarity: .		Remarks:				
Procurement Specifications		Manufacturer	Nature of Approval	Supervising Authority	Date	
Generic ESCC 9000  Detail ESCC 9202/077		Peregrine Semiconductor Europe Aix en Provence France	Qualification	ESTEC	Mar 2011	
Characteristics: Variant 01 is qualified  $V_{DD}$ (V)= 2.85 to 3.45  RF input up to 3.5 GHz, 3 wire serial interface  18-bit delta-sigma modulator, divide by 10/11 dual mode prescaler, programmable counters, phase detectors and control logic  Power Dissipation (maximum): PD (max) = 275mW  Package Type: CQFPJ-68  Operating Temperature Range (°C): -40 to +80						
		MICROCIRCUITS, CMOS SOS, 3.5 GHz DELTA-SIGMA MODULATED FRACTIONAL-N PLL FREQUENCY SYNTHESIZER, BASED ON TYPE PE33632		Current Validity of Qualification		Page
				Certificate	Valid Until	08-90
				307	March 2013	001

## Section 09

## Component Type: Relays



Sub-Section	Page No.	Cert.	Type Designation	Manufacturer
09-01			Non-Latching 28Vdc Contact Rating	
	09-01-001	102 F	Type T**	REL STPI
	09-01-002	02 K	Type GP5	LEACH
	09-01-004	205 C	Type E 215	REL STPI
	09-01-004-3	318	Type M300	LEACH Sarralbe
	09-01-005	239 D	Type E	LEACH
	09-01-006	279 A	Type 317	STPI
09-02			Latching, 28Vdc Contact Rating	
	09-02-001	88 F	Type TL	REL STPI
	09-02-002	13 K	Type GP2	LEACH
	09-02-003	98 E	Type EL415	REL STPI
	09-02-003-3	317	Type M402	LEACH Sarralbe
	09-02-004	167 D	Type EL215	REL STPI
	09-02-004-3	310	Type M302	LEACH Sarralbe
	09-02-006	240 D	Type D	LEACH
	09-02-007	280 A	Type 3*7B	STPI
09-03			Latching, 50Vdc Contact Rating	
	09-03-001	93 J	Type GP250	LEACH







SECTION 09-\*\*: INDEX OF RELAYS


REP005 Updated on 15 Feb 2012







Types covered by similarity: Rated Coil Voltages 5, 6, 9, 12 and 18 Vdc		Remarks:			
Procurement Specifications		Manufacturer	Nature of Approval	Supervising Authority	Date
Generic ESCC 3601	3601/002	REL-STPI St Jean de la Ruelle France	Qualification	CNES	Feb 1983
Detail ESCC			Extension	CNES	Dec 1985
			Extension	CNES	Dec 1988
			Extension	CNES	Jan 1993
			Extension	CNES	Nov 1997
			Re-qualification	CNES	Oct 2009
			Extension	CNES	Nov 2011
Characteristics: Variants 01 to 06 are qualified					
Contact Rating	1A at 28Vdc				
Contact Configuration	2PDT				
Package Type	TO-5 Can				
Coil Voltage	5 - 26.5 Vdc				
Operating Temperature Range (°C): -65 to +125					
 	RELAY, NON-LATCHING, ELECTROMAGNETIC, TYPE T **		Current Validity of Qualification		Page
			Certificate	Valid Until	09-01
	102 F	October 2013	001		



Types covered by similarity: Coil Voltages 6 and 12 Vdc		Remarks: Maintenance of qualification testing is underway.			
Procurement Specifications		Manufacturer	Nature of Approval	Supervising Authority	Date
Generic ESCC	3601	LEACH International Europe Niort France	Qualification	CNES	Apr 1978
			Extension	CNES	Oct 1980
Detail ESCC	3601/003		Extension	CNES	Jan 1984
			Extension	CNES	Oct 1986
			Extension	CNES	Jul 1992
			Extension	CNES	Jun 1995
			Extension	CNES	Dec 1998
			Extension	CNES	Nov 2001
			Extension	CNES	Jun 2005
			Extension	CNES	Feb 2008
		Extension	CNES	Apr 2010	
Characteristics: Variants 01 to 08 are qualified					
Contact Rating	2 A at 28 Vdc				
Contact Configuration	2 PDT				
Package Type	Half-crystal can				
Coil Voltage	26.5 Vdc				
Operating Temperature Range (°C): -65 to +125					
 	RELAY, NON-LATCHING, ELECTROMAGNETIC, TYPE GP 5		Current Validity of Qualification		Page
			Certificate	Valid Until	09-01
		02 K	April 2012	002	



Types covered by similarity: Coil Voltage 12 Vdc		Remarks:			
Procurement Specifications		Manufacturer	Nature of Approval	Supervising Authority	Date
Generic ESCC	3601	REL STPI St Jean de la Ruelle France	Qualification	CNES	Jan 1994
Detail ESCC	3601/007		Extension	CNES	Dec 1998
			Merge	CNES	Nov 1999
			Re-qualification	CNES	Dec 2010
Characteristics: Variants 03, 04 and 06 are qualified					
Contact Rating	15 A at 28 Vdc				
Contact Configuration	2 PDT				
Package Type	Half cubic inch can				
Coil Voltage	12 and 28 Vdc				
Operating Temperature Range (°C): -65 to +125					
 	RELAY, NON-LATCHING, ELECTROMAGNETIC, TYPE E 215		Current Validity of Qualification		Page
			Certificate	Valid Until	09-01
		205 C	December 2012	004	

Types covered by similarity: Coil Voltage 12 Vdc		Remarks:			
Procurement Specifications		Manufacturer	Nature of Approval	Supervising Authority	Date
Generic ESCC      3601  Detail ESCC      3601/007		LEACH Sarralbe France	Qualification	CNES	Feb 2012
Characteristics:      Variants 03, 04 and 06 are qualified  Contact Rating          15 A at 28 Vdc Contact Configuration    2 PDT Package Type            Half cubic inch can Coil Voltage              12 and 28 Vdc Operating Temperature Range (°C): -65 to +125					
	RELAY, NON-LATCHING, ELECTROMAGNETIC, TYPE M300		Current Validity of Qualification		Page
			Certificate	Valid Until	09-01
			318	February 2014	004-3


Types covered by similarity: Coil Voltages 6 and 12 Vdc		Remarks: Maintenance of qualification testing is underway.			
Procurement Specifications		Manufacturer	Nature of Approval	Supervising Authority	Date
Generic ESCC	3601	LEACH International Europe Niort France	Qualification	CNES	Apr 1997
			Extension	CNES	Sep 2000
Detail ESCC	3601/012		Extension	CNES	Jan 2004
			Extension	CNES	Feb 2008
			Extension	CNES	Apr 2010
Characteristics: Variants 01 to 11 are qualified					
Contact Rating	1 A at 28 Vdc				
Contact Configuration	2 PDT				
Package Type	1/6 crystal can				
Coil Voltage	26.5 Vdc				
Operating Temperature Range (°C): -65 to +125					
 	RELAY, NON-LATCHING, ELECTROMAGNETIC, TYPE E		Current Validity of Qualification		Page
			Certificate	Valid Until	09-01
		239 D	April 2012	005	


Types covered by similarity: Coil voltage 12 Vdc		Remarks: Long term strategy favours 15A relays from STPI-REL. Planning to be confirmed. Maintenance of qualification testing is underway.				
Procurement Specifications		Manufacturer	Nature of Approval	Supervising Authority	Date	
Generic ESCC 3601		STPI Paris France	Qualification	CNES	Apr 2007	
Detail ESCC 3601/007			Extension	CNES	Oct 2010	
Characteristics: Variants 01 to 06 are qualified						
Contact Rating 15 A at 28 Vdc						
Contact Configuration 2 PDT						
Size (mm. max.) 26x26x14						
Package Type 1/2 can						
Coil Voltage 28 Vdc						
Operating Temperature Range (°C): -65 to +125						
 		RELAY, NON-LATCHING, ELECTROMAGNETIC, TYPE 317		Current Validity of Qualification		Page
				Certificate 279 A	Valid Until April 2011	09-01 006



Types covered by similarity: Rated Coil Voltages 5, 6, 9, 12 and 18 Vdc		Remarks:			
Procurement Specifications		Manufacturer	Nature of Approval	Supervising Authority	Date
Generic ESCC	3602	REL-STPI Saint Jean de la Ruelle France	Qualification	CNES	Jan 1982
			Extension	CNES	Oct 1983
Detail ESCC	3602/002		Extension	CNES	Oct 1986
			Extension	CNES	Nov 1989
			Extension	CNES	Jan 1993
			Requalification	CNES	Nov 1997
			Requalification	CNES	Jan 2010
Characteristics: Variants 01 to 06 are qualified					
Contact Rating	1 A at 28 Vdc				
Contact Configuration	2 PDT				
Package Type	TO-5 Can				
Coil Voltage	26.5 Vdc				
Operating Temperature Range (°C): -65 to +125					
 	RELAY, LATCHING, ELECTROMAGNETIC, TYPE TL		Current Validity of Qualification		Page
			Certificate	Valid Until	09-02
		88 F	January 2012	001	


Types covered by similarity: Coil Voltages 6 and 12 Vdc		Remarks: Maintenance of qualification testing is underway.			
Procurement Specifications		Manufacturer	Nature of Approval	Supervising Authority	Date
Generic ESCC	3602	LEACH International Europe Niort France	Qualification	CNES	Jan 1979
			Extension	CNES	Feb 1981
Detail ESCC	3602/003		Extension	CNES	Jan 1984
			Extension	CNES	Oct 1986
			Extension	CNES	Jul 1992
			Extension	CNES	Jun 1995
			Extension	CNES	Dec 1998
			Extension	CNES	Nov 2001
			Extension	CNES	Jun 2005
			Extension	CNES	Feb 2008
		Extension	CNES	Apr 2010	
Characteristics: Variants 01 to 08 are qualified					
Contact Rating	2 A at 28 Vdc				
Contact Configuration	2 PDT				
Package Type	Half-size crystal can				
Coil Voltage	26.5 Vdc				
Operating Temperature Range (°C): -65 to +125					
 	RELAY, LATCHING, ELECTROMAGNETIC, TYPE GP 2		Current Validity of Qualification		Page
			Certificate	Valid Until	09-02
		13 K	April 2012	002	






Types covered by similarity: Coil voltage : 12 Vdc		Remarks:					
Procurement Specifications		Manufacturer	Nature of Approval	Supervising Authority	Date		
Generic ESCC	3602	REL STPI St Jean de la Ruelle France	Qualification	CNES	Nov 1982		
			Extension	CNES	Dec 1985		
Detail ESCC	3602/004		Extension	CNES	Nov 1989		
			Extension	CNES	Jan 1994		
			Re-qualification	CNES	Apr 2011		
<p>Characteristics: Variants 04, 06 and 09 and 14, 16 and 19 are qualified</p> <p>Contact Rating 15 A at 28 Vdc</p> <p>Contact Configuration 4PDT</p> <p>Package Type Cubic inch can</p> <p>Coil Voltage 28 Vdc</p> <p>Operating Temperature Range (°C): -65 to +125</p>							
		RELAY, LATCHING, ELECTROMAGNETIC, TYPE EL 415			Current Validity of Qualification		Page
					Certificate	Valid Until	09-02
					98 E	April 2013	003



Types covered by similarity: Coil voltage : 12 Vdc		Remarks:			
Procurement Specifications		Manufacturer	Nature of Approval	Supervising Authority	Date
Generic ESCC 3602		LEACH Sarralbe France	Qualification	CNES	Feb 2012
Detail ESCC 3602/004					
Characteristics: Variants 04, 06 and 09 and 14, 16 and 19 are qualified  Contact Rating 15 A at 28 Vdc Contact Configuration 4PDT Package Type Cubic inch can Coil Voltage 28 Vdc Operating Temperature Range (°C): -65 to +125					
	RELAY, LATCHING, ELECTROMAGNETIC, TYPE M402		Current Validity of Qualification		Page
			Certificate	Valid Until	09-02
			317	February 2014	003-3

Types covered by similarity: Coil voltage : 12 Vdc		Remarks:			
Procurement Specifications		Manufacturer	Nature of Approval	Supervising Authority	Date
Generic ESCC	3602	REL STPI St Jean de la Ruelle France	Qualification	CNES	Feb 1990
			Extension	CNES	Nov 1993
Detail ESCC	3602/009		Extension	CNES	Dec 1998
			Merged	CNES	Nov 1999
			Re-qualification	CNES	Oct 2010
Characteristics: Variants 03, 04 and 06 and 13, 14 and 16 are qualified  Contact Rating 15 A at 28 Vdc Contact Configuration 2PDT Package Type Half-cubic inch can Coil Voltage 28 Vdc Operating Temperature Range (°C): -65 to +125					
 	RELAY, LATCHING, ELECTROMAGNETIC, TYPE EL 215		Current Validity of Qualification		Page
			Certificate	Valid Until	09-02
			167 D	October 2012	004

Types covered by similarity: Coil voltage : 12 Vdc		Remarks:			
Procurement Specifications		Manufacturer	Nature of Approval	Supervising Authority	Date
Generic ESCC	3602	LEACH Sarralbe France	Qualification	CNES	Apr 2011
Detail ESCC	3602/009				
Characteristics: Variants 03, 04 and 06 and 13, 14 and 16 are qualified  Contact Rating 15 A at 28 Vdc Contact Configuration 2PDT Package Type Half-cubic inch can Coil Voltage 28 Vdc Operating Temperature Range (°C): -65 to +125					
	RELAY, LATCHING, ELECTROMAGNETIC, BASED ON TYPE M302		Current Validity of Qualification		Page
			Certificate	Valid Until	09-02
			310	April 2013	004-2

Types covered by similarity: Coil Voltages 6 and 12 Vdc .		Remarks: Maintenance of qualification testing is underway.			
Procurement Specifications		Manufacturer	Nature of Approval	Supervising Authority	Date
Generic ESCC	3602	LEACH International Europe Niort France	Qualification	CNES	Apr 1997
			Extension	CNES	Sep 2000
Detail ESCC	3602/019		Extension	CNES	Jan 2004
			Extension	CNES	Feb 2008
			Extension	CNES	Apr 2010
Characteristics:					
Contact Rating	1 A at 28 Vdc				
Contact Configuration	2 PDT				
Package Type	1/6 crystal can				
Coil Voltage	26.5 Vdc				
Operating Temperature Range (°C): -65 to +125					
 	RELAY, LATCHING, ELECTROMAGNETIC, TYPE D		Current Validity of Qualification		Page
			Certificate	Valid Until	09-02
		240 D	April 2012	006	

Types covered by similarity: Coil Voltage 12 Vdc				Remarks: Long term strategy favours 15A relays from STPI-REL. Planning to be confirmed. Maintenance of qualification testing is underway.																														
Procurement Specifications		Manufacturer		Nature of Approval	Supervising Authority	Date																												
Generic ESCC 3602		STPI Paris France		Qualification	CNES	Apr 2007																												
Detail ESCC 3602/004 3602/009				Extension	CNES	Oct 2010																												
<p>Characteristics:</p> <table border="0"> <tr> <td>3602/004</td> <td>Variants 04, 06 and 09 14, 16 and 19 are qualified</td> <td>3602/009</td> <td>Variants 03, 04 and 06 and 13, 14 and 16 are qualified</td> </tr> <tr> <td>Contact Rating</td> <td>15 A at 28 Vdc</td> <td>Contact Rating</td> <td>15 A at 28 Vdc</td> </tr> <tr> <td>Contact Configuration</td> <td>4 PDT</td> <td>Contact Configuration</td> <td>2 PDT</td> </tr> <tr> <td>Size (mm. max.)</td> <td>26x26x26</td> <td>Size (mm. max.)</td> <td>26x26x13.34</td> </tr> <tr> <td>Package Type</td> <td>can</td> <td>Package Type</td> <td>1/2 can</td> </tr> <tr> <td>Coil Voltage</td> <td>28 Vdc</td> <td>Coil Voltage</td> <td>28 Vdc</td> </tr> <tr> <td colspan="2">Operating Temperature Range (°C): -65 to +125</td> <td colspan="2">Operating Temperature Range (°C): -65 to +125</td> </tr> </table>							3602/004	Variants 04, 06 and 09 14, 16 and 19 are qualified	3602/009	Variants 03, 04 and 06 and 13, 14 and 16 are qualified	Contact Rating	15 A at 28 Vdc	Contact Rating	15 A at 28 Vdc	Contact Configuration	4 PDT	Contact Configuration	2 PDT	Size (mm. max.)	26x26x26	Size (mm. max.)	26x26x13.34	Package Type	can	Package Type	1/2 can	Coil Voltage	28 Vdc	Coil Voltage	28 Vdc	Operating Temperature Range (°C): -65 to +125		Operating Temperature Range (°C): -65 to +125	
3602/004	Variants 04, 06 and 09 14, 16 and 19 are qualified	3602/009	Variants 03, 04 and 06 and 13, 14 and 16 are qualified																															
Contact Rating	15 A at 28 Vdc	Contact Rating	15 A at 28 Vdc																															
Contact Configuration	4 PDT	Contact Configuration	2 PDT																															
Size (mm. max.)	26x26x26	Size (mm. max.)	26x26x13.34																															
Package Type	can	Package Type	1/2 can																															
Coil Voltage	28 Vdc	Coil Voltage	28 Vdc																															
Operating Temperature Range (°C): -65 to +125		Operating Temperature Range (°C): -65 to +125																																
		RELAY, NON-LATCHING, ELECTROMAGNETIC, TYPE 3*7B			Current Validity of Qualification		Page																											
					Certificate 280 A	Valid Until April 2011	09-02 006																											

Types covered by similarity: Coil Voltage 12 Vdc		Remarks: Maintenance of qualification testing is underway.			
Procurement Specifications		Manufacturer	Nature of Approval	Supervising Authority	Date
Generic ESCC	3602	LEACH International Europe Niort France	Qualification	ESTEC	Feb 1982
			Extension	CNES	Jul 1984
Detail ESCC	3602/010		Extension	CNES	Sep 1987
			Extension	CNES	Jul 1992
			Extension	CNES	Jun 1995
			Extension	CNES	Dec 1998
			Extension	CNES	Nov 2001
Characteristics:	Variants 01 to 08 are qualified		Extension	CNES	Jun 2005
			Extension	CNES	Feb 2008
			Extension	CNES	Apr 2010
Contact Rating	2 A at 50 Vdc (100000 ops)				
Contact Configuration	2 PDT				
Package Type	Half-size crystal can				
Coil Voltage	26.5 Vdc				
Operating Temperature Range (°C): -65 to +125					
 	RELAY, LATCHING, ELECTROMAGNETIC, TYPE GP 250		Current Validity of Qualification		Page
			Certificate	Valid Until	09-03
		93 J	April 2012	001	

**Section 10****Component Type: Resistors**




Sub-Section	Page No.	Cert.	Type Designation	Manufacturer
10-02			Fixed, Film, High Precision	
	10-02-001	116 L	Type RNC 90	Vishay S.A. Sfernice
10-07			Shunts	
	10-07-001	285 A	Types SM*-PW and SM*-PT	Isabellenhütte
10-08			Fixed, Film	
	10-08-006	256 F	Surface Mount, Type MS1	Vishay Electronic (Selb)
	10-08-007	289 A	Surface Mount, Type TNPS	Vishay Electronic (Selb)
10-09			Chip	
	10-09-002 A to D	287 B	Type PHR; PFRR; PRAHR/CNWHR	Vishay S.A. Sfernice
	10-09-003	314	Type CHP	Vishay S.A. Sfernice
10-11			Flexible, Foil, Heaters	
	10-11-001-1	184 J	Single & Double Layer	IRCA




**SECTION 10-\*\*: INDEX OF RESISTORS**

**REP005 Updated on 15 Feb 2012**



Types covered by similarity:							Remarks: New package fabrication is now located at Nice.															
Tolerance ( $\pm\%$ ) = 0.02, 0.05, 0.1, 0.2, 0.5, 1%																						
Procurement Specifications				Manufacturer			Nature of Approval	Supervising Authority	Date													
Generic ESCC 4001				VISHAY S.A. Division Sfernice Nice France			Qualification	CNES	Dec 1983													
Detail ESCC 4001/011							Extension			CNES	Oct 1986											
Characteristics: Variants 03, 04, 07 and 08 are qualified							Extension	CNES	Nov 1989													
							Extension			CNES	Jul 1992											
<table border="1"> <thead> <tr> <th>Style</th> <th>Detail Spec.</th> <th>Range (<math>\Omega</math>)</th> <th>Tol. (<math>\pm\%</math>)</th> <th>TC (<math>\pm</math>ppm/<math>^{\circ}</math>C)</th> <th>Power Rating (W)</th> <th>Max. Voltage (V)</th> </tr> </thead> <tbody> <tr> <td>RNC 90 (RS92N)</td> <td>4001/011</td> <td>50 - 100k</td> <td>0.02 0.05 0.5 1.0</td> <td><math>\pm 5, \leq 125^{\circ}</math>C <math>\pm 10, \leq 125^{\circ}</math>C  <math>\pm 10, &gt; 125^{\circ}</math>C and <math>\leq 175^{\circ}</math>C</td> <td>0.5 @ <math>70^{\circ}</math>C 0.3 @ <math>125^{\circ}</math>C</td> <td>300</td> </tr> </tbody> </table>				Style	Detail Spec.	Range ( $\Omega$ )	Tol. ( $\pm\%$ )	TC ( $\pm$ ppm/ $^{\circ}$ C)	Power Rating (W)	Max. Voltage (V)	RNC 90 (RS92N)	4001/011	50 - 100k	0.02 0.05 0.5 1.0	$\pm 5, \leq 125^{\circ}$ C $\pm 10, \leq 125^{\circ}$ C  $\pm 10, > 125^{\circ}$ C and $\leq 175^{\circ}$ C	0.5 @ $70^{\circ}$ C 0.3 @ $125^{\circ}$ C	300	Requalification			CNES	Apr 1994
				Style	Detail Spec.	Range ( $\Omega$ )	Tol. ( $\pm\%$ )	TC ( $\pm$ ppm/ $^{\circ}$ C)	Power Rating (W)	Max. Voltage (V)												
RNC 90 (RS92N)	4001/011	50 - 100k	0.02 0.05 0.5 1.0	$\pm 5, \leq 125^{\circ}$ C $\pm 10, \leq 125^{\circ}$ C  $\pm 10, > 125^{\circ}$ C and $\leq 175^{\circ}$ C	0.5 @ $70^{\circ}$ C 0.3 @ $125^{\circ}$ C	300																
Operating Temperature Range, ( $^{\circ}$ C): -55 to +175							Extension	CNES	Sep 1996													
							Extension			CNES	Jan 1999											
				RESISTORS, FILM, FIXED, NON-HERMETICALLY SEALED, BASED ON TYPE RNC 90			Extension	CNES	Jul 2001													
							Extension			CNES	Nov 2003											
							Extension	CNES	Apr 2006													
							Extension			CNES	Sep 2008											
							Extension	CNES	Nov 2010													
							Extension			CNES	Nov 2010											
						Current Validity of Qualification		Page														
						Certificate		Valid Until	10-02													
						116 L	September 2012	001														

Types covered by similarity:  Tolerance (%) = ±1				Remarks:			
Procurement Specifications		Manufacturer		Nature of Approval	Supervising Authority	Date	
Generic ESCC 4001  Detail ESCC 4001/027 4001/028		ISABELLENHÜTTE HEUSLER GmbH & Co. KG Dillenburg Germany		Qualification  Extension	DLR  DLR	Nov 2008  Jul 2010	
Characteristics: Variants 01, 02 and 03 are qualified							
Style	Detail Spec. Variant	Range (Ω)	Tol. (±%)	TC (± 10 <sup>-6</sup> /°C) Applicable to All Variants	Power Rating (W)		
SMP- 2010	001	0.005-1.000	0.5	Refer to ESCC Detail Specifications	1		
SMR-4723	001	0.010- 4.7	0.5		3		
SMS- 2512	002	0.003-1.000	0.5		2		
SMT- 2817	003	0.004-2.000	0.5		3		
SMV-4723	002	0.0022 - 1.0	0.5		3		
Operating Temperature Range, (°C): -55 to +170							
		RESISTORS, FIXED, CHIP, METAL FOIL, BASED ON TYPES SM*-PW AND SM*-PT			Current Validity of Qualification		Page
					Certificate  285 A	Valid Until  July 2012	10-07  001

Types covered by similarity:  
Tolerance ( $\pm\%$ ) = 0.1, 0.5, 1.0

Remarks:

Procurement Specifications	Manufacturer	Nature of Approval	Supervising Authority	Date
----------------------------	--------------	--------------------	-----------------------	------

Generic  
ESCC 4001

Detail  
ESCC 4001/022

VISHAY Electronic GmbH  
Division Draloric  
Selb  
Germany

Qualification	DLR	Oct 1999
Extension	DLR	Oct 2001
Extension	DLR	Oct 2003
Extension	DLR	Nov 2005
Extension	DLR	Oct 2007
Extension	DLR	Oct 2009
Extension	DLR	Oct 2011

Characteristics: Critical R = 160 k $\Omega$


Range ( $\Omega$ )	Tol. ( $\pm\%$ )	TC ( $\pm$ ppm/ $^{\circ}$ C)	Value Series
43.2 - 1.004 M	0.1	50	E96
10.0 - 1.004 M	0.5		
2.20 - 5.114 M	1.0		
43.2 - 1.004 M	0.1	25	E96
10.0 - 1.004 M	0.5		
10.0 - 1.004 M	1.0		
43.2 - 0.2213 M	0.1	15	E96
10.0 - 0.5113 M	0.5		


Operating Temperature Range, ( $^{\circ}$ C): -55 to +125



RESISTORS,  
FILM, FIXED, SURFACE MOUNT, NON-HERMETICALLY SEALED, BASED ON TYPE  
MS1

Current Validity of Qualification		Page
Certificate	Valid Until	10-08
256 F	October 2013	006

Types covered by similarity: Temperature Coefficient ( $\pm$ ppm/ $^{\circ}$ C): 25, 50 Tolerance ( $\pm$ % ) = 0.5, 1.0					Remarks:																																								
Procurement Specifications				Manufacturer		Nature of Approval		Supervising Authority	Date																																				
Generic ESCC 4001  Detail ESCC 4001/029				VISHAY Electronic Division Draloric Selb Germany		Qualification Extension		DLR DLR	May 2009 Jun 2011																																				
<p>Characteristics: Variants 01 to 03 inclusive are qualified E96 Series</p> <table border="1"> <thead> <tr> <th>Variants</th> <th>Style</th> <th colspan="3">Range (<math>\Omega</math>)</th> <th>Tol. (<math>\pm</math>%)</th> <th>TC (<math>\pm</math>ppm/<math>^{\circ}</math>C)</th> <th colspan="2">Critical R (<math>\Omega</math>)</th> </tr> </thead> <tbody> <tr> <td>01</td> <td>0603</td> <td>10</td> <td>-</td> <td>0.221 M</td> <td>0.1</td> <td>15</td> <td colspan="2">56.25</td> </tr> <tr> <td>02</td> <td>0805</td> <td>10</td> <td>-</td> <td>0.422 M</td> <td>0.1</td> <td>15</td> <td colspan="2">180</td> </tr> <tr> <td>03</td> <td>1206</td> <td>10</td> <td>-</td> <td>1 M</td> <td>0.1</td> <td>15</td> <td colspan="2">160</td> </tr> </tbody> </table> <p>Operating Temperature Range, (<math>^{\circ}</math>C): -55 to +125</p>										Variants	Style	Range ( $\Omega$ )			Tol. ( $\pm$ %)	TC ( $\pm$ ppm/ $^{\circ}$ C)	Critical R ( $\Omega$ )		01	0603	10	-	0.221 M	0.1	15	56.25		02	0805	10	-	0.422 M	0.1	15	180		03	1206	10	-	1 M	0.1	15	160	
Variants	Style	Range ( $\Omega$ )			Tol. ( $\pm$ %)	TC ( $\pm$ ppm/ $^{\circ}$ C)	Critical R ( $\Omega$ )																																						
01	0603	10	-	0.221 M	0.1	15	56.25																																						
02	0805	10	-	0.422 M	0.1	15	180																																						
03	1206	10	-	1 M	0.1	15	160																																						
			RESISTORS, FILM, FIXED, SURFACE MOUNT, NON-HERMETICALLY SEALED, BASED ON TYPE TNPS				Current Validity of Qualification			Page																																			
							Certificate 289 A	Valid Until May 2013		10-08 007																																			

Types covered by similarity:		Remarks: Components under ESCC QML qualification. Refer to Technology Flow description in REF006. This certificate replaces certificate 265C.		
Procurement Specifications	Manufacturer	Nature of Approval	Supervising Authority	Date
Generic ESCC 4001  Detail ESCC 4001/023 ESCC 4001/025	VISHAY S.A. Division Sfernice Nice France	Qualification  Extension	CNES  CNES	Feb 2009  Feb 2011
<p>Characteristics: Refer to tables on the next page</p> <p>4001/023    PHR    High Stability and Precision Chip</p> <p>4001/023    PFRR    High Stability and Precision Chip with Established Reliability Level R</p> <p>4001/025    PRA/CNWHR    High Stability and Precision Surface Mount Array</p> <p>Operating Temperature Range, (°C): -55 to +155 Lead material is E with either Type 2 or Type 4 finish</p>				
	RESISTORS,  FILM, FIXED, CHIP AND ARRAY, THIN FILM,  BASED ON TYPES PHR; PFRR; PRAHR/CNWHR	Current Validity of Qualification		Page
		Certificate  287 B	Valid Until  Feb 2013	10-09  002-A

Characteristics: Type PHR, Variants 01 to 08 are qualified

Detail Specification	Style	Critical R (kΩ)	Rated Dissipation (W)	Limiting Element Voltage (V)	Type Variant
4001/023	0603	12.25	0.100	35	01; 05
	0805	45	0.125	75	02; 06
	1206	40	0.250	100	03; 07
	2010	45	0.500	150	04; 08

Style	Range (Ω)	Tol. (±%)	TC (±ppm/°C)
0603; 0805; 1206; 2010	From 10 to <20	0.1	25
0603; 0805; 1206; 2010	From 20 to <50	0.1	10; 25
0603; 0805; 1206; 2010	From 50 to <100	0.05; 0.1	5; 10; 25
0603; 0805; 1206; 2010	From 100 to <250	0.02; 0.05; 0.1	5; 10; 25
0603; 0805; 1206; 2010	From 250 to <200K	0.01; 0.02; 0.05; 0.1	5; 10; 25
0805; 1206; 2010	From 200K to <250K	0.01; 0.02; 0.05; 0.1	5; 10; 25
1206; 2010	From 250K to <1M	0.01; 0.02; 0.05; 0.1	5; 10; 25
2010	From 1M to 3M	0.01; 0.02; 0.05; 0.1	5; 10; 25



RESISTORS,  
FILM, FIXED, CHIP AND ARRAY, THIN FILM,  
BASED ON TYPES PHR; PFRR; PRAHR/CNWHR

Current Validity of Qualification

Certificate

287 B

Valid Until

Feb 2013

Page

10-09



002-B

Characteristics: Type PFRR, Variants 09 to 12 are qualified

Detail Specification	Style	Critical R (kΩ)	Rated Dissipation (W)	Limiting Element Voltage (V)	Type Variant
4001/023	0603	25	0.100	50	09
	0805	80	0.125	100	10
	1206	90	0.250	150	11
	2010	80	0.500	200	12

Style	Resistance Range (Ω)	Tolerance (±%)	Temperature Coefficient TC(±10 <sup>-6</sup> /°C)
0603; 0805; 1206; 2010	From 100 to ≤ 261K	0.05; 0.1	10; 25
0805; 1206; 2010	From 261K to ≤ 301K	0.05; 0.1	10; 25
1206; 2010	From 301K to ≤ 1M	0.05; 0.1	10; 25
2010	From 1M to 3M01	0.05; 0.1	10; 25

The Established Reliability Level R is evaluated according to the ESCC Basic Specification 26000.

 <b>ESCC</b> European Space Components Coordination  <b>QPL</b>	<b>RESISTORS,</b> FILM, FIXED, CHIP AND ARRAY, THIN FILM, BASED ON TYPES PHR; PFRR; PRAHR/CNWHR	Current Validity of Qualification		Page
		Certificate	Valid Until	
		287 B	Feb 2013	002-C

Characteristics: Type PRAHR/CNWHR,, Variants 01 to 42 are qualified

Detail Specification	Style	Critical R (KΩ)	Rated Dissipation (W/resistor)	Limiting Element Voltage (V/resistor)	Type Variant	
					Same Ohmic Values	Different Ohmic Values
4001/025	PRA100	12.25	0.100	35	01 to 07	22 to 28
	PRA135	56.25	0.100	75	08 to 14	29 to 35
	PRA182	100	0.100	100	15 to 21	36 to 42

Style	Resistance Range (Ω)	Tolerance (±%)		Temperature Coefficient TC(±10 <sup>-6</sup> /°C)	
		Absolute	Relative	Absolute	Relative
PRA100; PRA135; PRA182	From 100 to 200K	0.1; 0.5; 1	0.05; 0.1	10	3; 5
PRA135; PRA182	From 200K to 250K	0.1; 0.5; 1	0.05; 0.1	10	3; 5
PRA182	From 250K to 1M	0.1; 0.5; 1	0.05; 0.1	10	3; 5

Number of Resistors per Array: 2 to 8



RESISTORS,  
FILM, FIXED, CHIP AND ARRAY, THIN FILM,  
BASED ON TYPES PHR; PFRR; PRAHR/CNWHR

Current Validity of Qualification

Certificate

287 B

Valid Until


Feb 2013


Page

10-09

002-D




Types covered by similarity:				Remarks:																																
Procurement Specifications		Manufacturer		Nature of Approval	Supervising Authority	Date																														
Generic ESCC 4001  Detail ESCC 4001/026		VISHAY S.A. Division Sfernice Nice France		Qualification	CNES	Oct 2011																														
Characteristics: Type CHPHR, Variants 01 to 10 are qualified																																				
<table border="1"> <thead> <tr> <th>Style</th> <th>Critical R (K<math>\Omega</math>)</th> <th>Rated Dissipation</th> <th>Limited Element Voltage (V)</th> <th>Type Variant</th> </tr> </thead> <tbody> <tr> <td>0603</td> <td>25</td> <td>0.100</td> <td>50</td> <td>01;06</td> </tr> <tr> <td>0805</td> <td>50</td> <td>0.200</td> <td>100</td> <td>02;07</td> </tr> <tr> <td>1206</td> <td>160</td> <td>0.250</td> <td>200</td> <td>03;08</td> </tr> <tr> <td>2010</td> <td>180</td> <td>0.500</td> <td>300</td> <td>04;09</td> </tr> <tr> <td>2512</td> <td>112.5</td> <td>0.800</td> <td>300</td> <td>05;10</td> </tr> </tbody> </table>							Style	Critical R (K $\Omega$ )	Rated Dissipation	Limited Element Voltage (V)	Type Variant	0603	25	0.100	50	01;06	0805	50	0.200	100	02;07	1206	160	0.250	200	03;08	2010	180	0.500	300	04;09	2512	112.5	0.800	300	05;10
Style	Critical R (K $\Omega$ )	Rated Dissipation	Limited Element Voltage (V)	Type Variant																																
0603	25	0.100	50	01;06																																
0805	50	0.200	100	02;07																																
1206	160	0.250	200	03;08																																
2010	180	0.500	300	04;09																																
2512	112.5	0.800	300	05;10																																
<table border="1"> <thead> <tr> <th>Style</th> <th>Range(<math>\Omega</math>)</th> <th>Tol. (<math>\pm</math>%)</th> <th>TC(<math>\pm</math>ppm/<math>^{\circ}</math>C)</th> </tr> </thead> <tbody> <tr> <td>0603;0805;1206;2010;2512</td> <td>From 1 to &lt; 10</td> <td>2; 5</td> <td>200</td> </tr> <tr> <td>0603;0805;1206;2010;2512</td> <td>From 10 to &lt; 1M</td> <td>1; 2; 5</td> <td>100;200</td> </tr> <tr> <td>0603;0805;1206;2010;2512</td> <td>From 1M to <math>\leq</math> 10M</td> <td>2; 5</td> <td>200</td> </tr> </tbody> </table>							Style	Range( $\Omega$ )	Tol. ( $\pm$ %)	TC( $\pm$ ppm/ $^{\circ}$ C)	0603;0805;1206;2010;2512	From 1 to < 10	2; 5	200	0603;0805;1206;2010;2512	From 10 to < 1M	1; 2; 5	100;200	0603;0805;1206;2010;2512	From 1M to $\leq$ 10M	2; 5	200														
Style	Range( $\Omega$ )	Tol. ( $\pm$ %)	TC( $\pm$ ppm/ $^{\circ}$ C)																																	
0603;0805;1206;2010;2512	From 1 to < 10	2; 5	200																																	
0603;0805;1206;2010;2512	From 10 to < 1M	1; 2; 5	100;200																																	
0603;0805;1206;2010;2512	From 1M to $\leq$ 10M	2; 5	200																																	
Operating Temperature Range, ( $^{\circ}$ C): -55 to +155 Lead material is E with either Type 2 or Type 4 finish																																				
		RESISTORS, FIXED, CHIP, THICK FILM, BASED ON TYPE CHP			Current Validity of Qualification		Page																													
					Certificate	Valid Until	10-09																													
					314	October 2013	003																													

Types covered by similarity:		Remarks:			
Procurement Specifications		Manufacturer	Nature of Approval	Supervising Authority	Date
Generic ESCC 4009  Detail ESCC 4009/002		IRCA RICA Division Vittorio Veneto Italy	Qualification	ESTEC	Apr 1992
Characteristics:  Single, double layer and magnetically compensated heaters  Maximum Ohmic density      200 Ω/cm <sup>2</sup>  Tolerances                      ±2, 3, 5, 10 %  Resistance                        1 to 5000 Ω  Heating Area                      1.6 to 1300 cm <sup>2</sup>  Terminal Lead                    20, 22, 24, 26, 28, 30 AWG  Temperature coefficient        (10 <sup>-6</sup> /°C): 175 Operating Temperature Range, (°C): -65 to +200			Extension	ESTEC	May 1994
			Extension	ESTEC	Mar 1996
			Extension	ESTEC	Feb 1998
			Extension	ESTEC	Apr 2000
			Extension	ESTEC	Aug 2002
			Extension	ESTEC	Dec 2004
Extension	ESTEC		Aug 2007		
Extension	ESTEC	Oct 2009			
Extension	ESTEC	Oct 2011			
	RESISTORS,  HEATERS,  FLEXIBLE SINGLE AND DOUBLE LAYER	Current Validity of Qualification		Page	
		Certificate	Valid Until	10-11	
		184 J	October 2013	001-1	

**Section 11****Component Type: Thermistors**

Sub-Section	Page No.	Cert.	Type Designation	Manufacturer
11-01			NTC	
	11-01-001	266 F	Types G15K4D489 and *K3A35*	MEAS Ireland (Betatherm) Ltd.


**SECTION 11-\*\*: INDEX OF THERMISTORS****REP005 Updated on 15 Feb 2012**

Types covered by similarity:		Remarks: Refer to variants table 1(a) in the Detail Specifications for resistance to temperature characteristics				
Procurement Specifications		Manufacturer		Nature of Approval	Supervising Authority	Date
Generic ESCC 4006  Detail ESCC 4006/013 4006/014		MEAS Ireland (Betatherm) Galway Ireland		Qualification Extension Extension Extension Extension Extension Extension	ESTEC ESTEC ESTEC ESTEC Enterprise Ireland Enterprise Ireland Enterprise Ireland	Jul 2001 Jan 2002 Sep 2004 Nov 2006 Nov 2008 Nov 2009 Dec 2011
Characteristics:  4006/013: Variants 01 to 05 and 07 are qualified. 4006/014: Variants 08, 09, 12 and 13 are qualified.   Operating Temperature Range, (°C): 4006/013 : -55 to +115 4006/014 : -60 to +160 Please refer to the relevant Detail Specification for complete information on the qualified variants.						
		THERMISTORS, (THERMALLY SENSITIVE RESISTORS), NTC, BASED ON TYPES G15K4D489 AND *K3A35*		Current Validity of Qualification		Page
				Certificate 266 F	Valid Until November 2013	11-01 001


## Section 12


## Component Type: Transistors


Sub-Section	Page No.	Cert.	Type Designation	Manufacturer
12-01			Low Power, NPN	
	12-01-002-3A-B	233 H	Types NPN	STMicroelectronics
12-02			Low Power, PNP	
	12-02-002-3A-B	234 H	Types PNP	STMicroelectronics
12-05			MOSFET, Power, N-Channel	
	12-05-003-01	303	Type STRH100N10FSY3	STMicroelectronics
12-10			RF/Microwave, NPN, Low Power, Low Noise	
	12-10-001	230 D	Types BFY193	Infineon
	12-10-002	245 D	Types BFY405, -420 and -450	Infineon
12-16			Microwave, Gallium Arsenide	
	12-16-001	213 D	Types CFY67, High Electron Mobility, Low Noise	Infineon

Types covered by similarity:											Remarks:																																																					
Procurement Specifications						Manufacturer					Nature of Approval		Supervising Authority	Date																																																		
Generic ESCC 5000  Detail ESCC Please refer to the next page						ST Microelectronics Rennes France					Qualification		CNES	Sep 1996																																																		
Characteristics:  Maximum Rating: <table border="1" data-bbox="78 901 1393 1193"> <tr> <td></td> <td>2N2222A</td> <td>2N2484</td> <td>2N2219A</td> <td></td> <td>2N5551</td> <td>2N3700</td> <td>2N3019</td> <td>2N5154</td> <td>BUX 77</td> <td>2N2920A</td> </tr> <tr> <td>V<sub>CB0</sub>(V):</td> <td>75</td> <td>60</td> <td>75</td> <td>BV<sub>CB0</sub>(V)</td> <td>180</td> <td>140</td> <td>140</td> <td>100</td> <td>100</td> <td>60</td> </tr> <tr> <td>V<sub>CE0</sub>(V):</td> <td>40</td> <td>60</td> <td>40</td> <td>BV<sub>CE0</sub>(V)</td> <td>160</td> <td>80</td> <td>80</td> <td>80</td> <td>80</td> <td>60</td> </tr> <tr> <td>Packages:</td> <td colspan="10">TO-18, TO-39, TO-66, TO-77, TO-257, LCCC3, LCCC6 and SMD0.5</td> </tr> <tr> <td colspan="11">Operating Temperature Range (°C), -65 to +200</td> </tr> </table>							2N2222A	2N2484	2N2219A		2N5551	2N3700	2N3019	2N5154	BUX 77	2N2920A	V <sub>CB0</sub> (V):	75	60	75	BV <sub>CB0</sub> (V)	180	140	140	100	100	60	V <sub>CE0</sub> (V):	40	60	40	BV <sub>CE0</sub> (V)	160	80	80	80	80	60	Packages:	TO-18, TO-39, TO-66, TO-77, TO-257, LCCC3, LCCC6 and SMD0.5										Operating Temperature Range (°C), -65 to +200											Extension		CNES	Sep 1997
							2N2222A	2N2484	2N2219A		2N5551	2N3700	2N3019	2N5154	BUX 77	2N2920A																																																
						V <sub>CB0</sub> (V):	75	60	75	BV <sub>CB0</sub> (V)	180	140	140	100	100	60																																																
						V <sub>CE0</sub> (V):	40	60	40	BV <sub>CE0</sub> (V)	160	80	80	80	80	60																																																
						Packages:	TO-18, TO-39, TO-66, TO-77, TO-257, LCCC3, LCCC6 and SMD0.5																																																									
						Operating Temperature Range (°C), -65 to +200																																																										
						Extension		CNES	Aug 1998																																																							
Extension		CNES	Nov 1999																																																													
Extension		CNES	Nov 2001																																																													
Extension		CNES	Dec 2003																																																													
Extension		CNES	Mar 2006																																																													
Extension		CNES	Jul 2008																																																													
Extension		CNES	Jul 2010																																																													
						TRANSISTORS, LOW AND HIGH POWER, NPN					Current Validity of Qualification			Page																																																		
											Certificate		Valid Until	12-01																																																		
											233 H		July 2012	002-3A																																																		

ESCC Specification No.	Component Type	Package	Qualified Variants
5201/001	2N 2484	TO-18, LCCC3, LCCC3 +1	01, 02, 04, 05, 06, 07
5201/002	2N 2222A	TO-18, LCCC3, LCCC3 +1	01, 02, 04, 05, 11, 12
5201/019	2N 5551	TO-18, LCCC3, TO-39, LCCC3 +1	01, 02, 04, 05, 06, 07, 08, 09
5201/003	2N 2219 A	TO-39	01, 02
5201/004	2N 3700	TO-18, LCCC3, LCCC3 +1	01, 02, 04, 05, 06, 07
5203/010	2N 5154, BFX 34	TO-39, TO-257, SMD.5	01, 02, 04, 05, 06, 07
5203/016	BUX 77ESY	TO-257	06, 07
5207/002	2N 2920A	TO-77 and LCCC6	03, 06, 12, 15
5201/011	2N3019	TO-39	03, 04






 <b>ESCC</b> <small>European Space Components Coordination</small> <b>QPL</b>	<p style="text-align: center;">TRANSISTORS, LOW AND HIGH POWER, NPN</p>	Current Validity of Qualification		Page 12-01 002-3B
		Certificate 233 H	Valid Until July 2012	


Types covered by similarity:									Remarks:																																													
Procurement Specifications						Manufacturer			Nature of Approval		Supervising Authority	Date																																										
Generic ESCC 5000  Detail ESCC Please refer to the next page						ST Microelectronics Rennes France			Qualification		CNES	Sep 1996																																										
Characteristics:  <table border="1"> <tr> <td></td> <td>2N2905A</td> <td>2N2907A</td> <td>2N3350</td> <td>2N3810</td> <td>2N4033</td> <td>2N5153</td> <td>BUX 78</td> <td>2N5401</td> </tr> <tr> <td>BV<sub>CBO</sub>(V)</td> <td>60</td> <td>60</td> <td>60</td> <td>60</td> <td>80</td> <td>100</td> <td>100</td> <td>160</td> </tr> <tr> <td>BV<sub>CEO</sub>(V)</td> <td>60</td> <td>60</td> <td>45</td> <td>60</td> <td>80</td> <td>80</td> <td>80</td> <td>150</td> </tr> <tr> <td>Packages:</td> <td colspan="8">TO-18, TO-39, TO-77, TO-78, TO-257, LCCC3, LCCC6 and SMD0.5</td> </tr> <tr> <td colspan="9">Operating Temperature Range (°C), -65 to +200</td> </tr> </table>							2N2905A	2N2907A	2N3350	2N3810	2N4033	2N5153	BUX 78	2N5401	BV <sub>CBO</sub> (V)	60	60	60	60	80	100	100	160	BV <sub>CEO</sub> (V)	60	60	45	60	80	80	80	150	Packages:	TO-18, TO-39, TO-77, TO-78, TO-257, LCCC3, LCCC6 and SMD0.5								Operating Temperature Range (°C), -65 to +200									Extension		CNES	Sep 1997
							2N2905A	2N2907A	2N3350	2N3810	2N4033	2N5153	BUX 78	2N5401																																								
						BV <sub>CBO</sub> (V)	60	60	60	60	80	100	100	160																																								
						BV <sub>CEO</sub> (V)	60	60	45	60	80	80	80	150																																								
						Packages:	TO-18, TO-39, TO-77, TO-78, TO-257, LCCC3, LCCC6 and SMD0.5																																															
						Operating Temperature Range (°C), -65 to +200																																																
						Extension		CNES	Aug 1998																																													
Extension		CNES	Nov 1999																																																			
Extension		CNES	Nov 2001																																																			
Extension		CNES	Jan 2004																																																			
Extension		CNES	Mar 2006																																																			
Extension		CNES	Jul 2008																																																			
Extension		CNES	Jul 2010																																																			
						TRANSISTORS, LOW AND HIGH POWER, PNP			Current Validity of Qualification			Page																																										
									Certificate		Valid Until	12-02																																										
									234 H		July 2012	002-3A																																										





ESCC Specification No.	Component Type	Package	Qualified Variants
5202/002	2N 2905A	TO-39	01, 02
5202/001	2N 2907A	TO-18, LCCC3, LCCC3 +1	01, 02, 04, 05,06, 07
5202/014	2N 5401	TO-18, LCCC3, LCCC3 +1	01, 02, 04, 05, 06, 07
5204/002	2N 5153	TO-39, TO-257, SMD.5	01, 02, 04, 05, 06, 07
5204/006	BUX 78ESY	TO-257	06, 07
5207/005	2N 3810	TO-78, LCCC6	01, 02, 07, 09
5207/003	2N 3350	TO-77, LCCC6	01, 02, 04, 05
5202/008	2N 4033	TO-39, LCCC3, LCCC3 +1	01, 02, 04, 05, 06, 07

 <b>ESCC</b> <small>European Space Components Coordination</small> <b>QPL</b>	<p style="text-align: center;">TRANSISTORS, LOW AND HIGH POWER, PNP</p>	Current Validity of Qualification		Page 12-02  002-3B
		Certificate  234 H	Valid Until  July 2012	

Types covered by similarity:		Remarks: These devices have a TID tested capability of 70kRADs (Si).													
Procurement Specifications		Manufacturer	Nature of Approval	Supervising Authority	Date										
Generic ESCC 5000  Detail ESCC 5205/021		ST Microelectronics Rennes France	Qualification	CNES	Oct 2010										
Characteristics: Variants 01 and 02 are qualified  Maximum Ratings: <table style="margin-left: 20px; border: none;"> <tr> <td><math>I_{DS}</math> (A)</td> <td>48, <math>T_{case}</math> (°C)= +25</td> </tr> <tr> <td><math>V_{DS}</math> (<math>V_{dc}</math>):</td> <td>100 over <math>T_{op}</math>, <math>V_{GS}=0</math> V</td> </tr> <tr> <td><math>V_{GS}</math> (<math>V_{dc}</math>):</td> <td>± 20</td> </tr> <tr> <td><math>r_{DS(on)}</math> (m <math>\Omega</math>):</td> <td>35, <math>V_{GS}=12</math>V, <math>I_D=24</math>A</td> </tr> <tr> <td><math>P_{TOT}</math>:</td> <td>170 W at <math>T_{case} \leq +25</math> C</td> </tr> </table> Package Type: TO-254AA Operating Temperature Range (°C): - 55 to +150		$I_{DS}$ (A)	48, $T_{case}$ (°C)= +25	$V_{DS}$ ( $V_{dc}$ ):	100 over $T_{op}$ , $V_{GS}=0$ V	$V_{GS}$ ( $V_{dc}$ ):	± 20	$r_{DS(on)}$ (m $\Omega$ ):	35, $V_{GS}=12$ V, $I_D=24$ A	$P_{TOT}$ :	170 W at $T_{case} \leq +25$ C				
$I_{DS}$ (A)	48, $T_{case}$ (°C)= +25														
$V_{DS}$ ( $V_{dc}$ ):	100 over $T_{op}$ , $V_{GS}=0$ V														
$V_{GS}$ ( $V_{dc}$ ):	± 20														
$r_{DS(on)}$ (m $\Omega$ ):	35, $V_{GS}=12$ V, $I_D=24$ A														
$P_{TOT}$ :	170 W at $T_{case} \leq +25$ C														
  	TRANSISTORS, MOSFET, N-CHANNEL, POWER, TYPE STRH100N10FSY3		Current validity of Qualification		Page										
			Certificate	Valid Until	12-05										
			303	October 2012	003-1										

Types covered by similarity: Variants 01 to 08 are qualified.		Remarks: Variant 08 (type BFY193C) is added to the qualified domain in January 2011.																											
Procurement Specifications		Manufacturer	Nature of Approval	Supervising Authority	Date																								
Generic ESCC 5010  Detail ESCC 5611/006		Infineon Technologies AG Neubiberg Germany	Qualification	DARA	Jun 1996																								
			Extension	DLR	Jan 2000																								
			Extension	DLR	Nov 2004																								
			Requalification	DLR	Mar 2008																								
			Requalification	DLR	Nov 2010																								
<p>Characteristics for BFY 193</p> <table border="0"> <tr> <td>V<sub>CEO</sub> (V) max.</td> <td></td> <td>12</td> <td></td> </tr> <tr> <td>V<sub>CBO</sub> (V)max.</td> <td></td> <td>20</td> <td></td> </tr> <tr> <td>h<sub>FE</sub> min/max.</td> <td></td> <td>50/175</td> <td>@ V<sub>CE</sub> = 8.0 V, I<sub>C</sub> = 30mA</td> </tr> <tr> <td>NF (dB) max.</td> <td>@ 2 GHz</td> <td>2.9</td> <td>@ V<sub>CE</sub> = 5.0 V, I<sub>C</sub> = 15mA</td> </tr> <tr> <td>MAG/MSG (dB) min.</td> <td>@ 2 GHz</td> <td>12.5</td> <td>@ V<sub>CE</sub> = 5.0 V, I<sub>C</sub> = 40mA</td> </tr> <tr> <td>f<sub>T</sub> (GHz) min.</td> <td>@ 500 MHz</td> <td>6.5</td> <td>@ V<sub>CE</sub> = 5.0 V, I<sub>C</sub> = 40mA</td> </tr> </table> <p>Package: " Micro-X1"</p> <p>Total Power Dissipation (P<sub>tot</sub>) = 580 mW</p> <p>Operating Temperature Range (°C): T<sub>op</sub> = - 65 to +200</p>			V <sub>CEO</sub> (V) max.		12		V <sub>CBO</sub> (V)max.		20		h <sub>FE</sub> min/max.		50/175	@ V <sub>CE</sub> = 8.0 V, I <sub>C</sub> = 30mA	NF (dB) max.	@ 2 GHz	2.9	@ V <sub>CE</sub> = 5.0 V, I <sub>C</sub> = 15mA	MAG/MSG (dB) min.	@ 2 GHz	12.5	@ V <sub>CE</sub> = 5.0 V, I <sub>C</sub> = 40mA	f <sub>T</sub> (GHz) min.	@ 500 MHz	6.5	@ V <sub>CE</sub> = 5.0 V, I <sub>C</sub> = 40mA			
V <sub>CEO</sub> (V) max.		12																											
V <sub>CBO</sub> (V)max.		20																											
h <sub>FE</sub> min/max.		50/175	@ V <sub>CE</sub> = 8.0 V, I <sub>C</sub> = 30mA																										
NF (dB) max.	@ 2 GHz	2.9	@ V <sub>CE</sub> = 5.0 V, I <sub>C</sub> = 15mA																										
MAG/MSG (dB) min.	@ 2 GHz	12.5	@ V <sub>CE</sub> = 5.0 V, I <sub>C</sub> = 40mA																										
f <sub>T</sub> (GHz) min.	@ 500 MHz	6.5	@ V <sub>CE</sub> = 5.0 V, I <sub>C</sub> = 40mA																										
 <p><b>ESCC</b> European Space Components Coordination <b>QPL</b></p>		<p>TRANSISTORS, MICROWAVE, SMALL SIGNAL, BIPOLAR, BASED ON TYPE BFY 193</p>		Current validity of Qualification		Page																							
				Certificate	Valid Until	12-10																							
				230 D	March 2012	001																							

Types covered by similarity: Variants 01, 02 and 03 are qualified.			Remarks:		
Procurement Specifications		Manufacturer	Nature of Approval	Supervising Authority	Date
Generic ESCC 5010		Infineon Technologies AG Neubiberg Germany	Qualification	DARA	Jun 1997
Detail ESCC 5611/008			Extension	DLR	Jan 2000
Characteristics for BFY 450  $V_{CE0}$ (V) max.                      4.5 $V_{CBO}$ (V) max.                         15  $I_C$ (mA) max.                            100 $I_B$ (mA) max.                            10  $h_{FE}$ min/max.                         50/150                                         @ $V_{CE} = 1.0$ V, $I_C = 20$ mA NF (dB) max.                            @ 1.8 GHz                                 2.0     @ $V_{CE} = 2.0$ V, $I_C = 10$ mA $f_T$ (GHz) min.                            @ 1.0 GHz                                    18     @ $V_{CE} = 3.0$ V, $I_C = 90$ mA  Package: "Micro-X"  Total Power Dissipation ( $P_{tot}$ ) = 450 mW Operating Temperature Range (°C): $T_{op} = - 65$ to +175		Extension	DLR	Dec 2003	
		Requalification	DLR	Mar 2008	
		Requalification	DLR	Nov 2010	
	TRANSISTORS, MICROWAVE, SMALL SIGNAL, BIPOLAR, BASED ON TYPE BFY 450		Current validity of Qualification		Page
			Certificate	Valid Until	12-10
			245 D	March 2012	002

Types covered by similarity:				Remarks:											
Procurement Specifications		Manufacturer		Nature of Approval	Supervising Authority	Date									
Generic ESCC 5010		Infineon Technologies AG Neubiberg Germany		Qualification	DARA	Apr 1994									
Detail ESCC 5613/004				Extension	DLR	Jan 2000									
Characteristics (@ 12 GHz): All variants are qualified		<table border="1"> <thead> <tr> <th></th> <th>NFmin. (dB)</th> <th>Ga (dB)</th> </tr> </thead> <tbody> <tr> <td>5613/004</td> <td>0.8</td> <td>11</td> </tr> <tr> <td>pseudo-morphic</td> <td>1.0</td> <td>10.5</td> </tr> </tbody> </table>			NFmin. (dB)	Ga (dB)	5613/004	0.8	11	pseudo-morphic	1.0	10.5	Extension	DLR	Dec 2003
					NFmin. (dB)	Ga (dB)									
5613/004	0.8	11													
pseudo-morphic	1.0	10.5													
				Requalification	DLR	Mar 2008									
				Requalification	DLR	Nov 2010									
Package: Micro-X Total Power Dissipation ( $P_{tot}$ ) = 200 mW derated from $+31\text{ }^{\circ}\text{C } T_{amb}$ Operating Temperature Range ( $^{\circ}\text{C}$ ): $T_{stg} = -65$ to $+150$															
		TRANSISTORS, HIGH ELECTRON MOBILITY, GALLIUM ARSENIDE, MICROWAVE, LOW NOISE, SMALL SIGNAL, BASED ON TYPE CFY 67			Current validity of Qualification		Page								
					Certificate	Valid Until	12-16								
					213 D	March 2012	001								

## Section 13

Component Type: Wires and Cables  
INDEX PAGE 1 of 2


Sub-Section	Page No.	Cert.	Type Designation	Manufacturer
13-01			Low Frequency	
	13-01-001-1	07 P	Polyimide, Types FA-3901-1, FA 3901-2	Draka Fileca
	13-01-001-2	09 N	Polyimide, Types 1871-1872	Nexans
	13-01-001-3	132 L	Polyimide, Types 3901002**B	Axon' Cable
	13-01-003	08 N	PTFE, Types MTV-BTV	Nexans
	13-01-003-2	292 A	PTFE/Polyimide, Types 3901013**B	Axon' Cable
	13-01-004-1	138 J	Polyimide, Type SPC	Gore
	13-01-004-2	219 H	Polyimide, Types SPL	Gore
	13-01-004-3	268 D	Polyimide, Types 3901019**B	Axon' Cable
	13-01-004-4	295	Polyimide, Types 3901019	Leoni
	13-01-005-1	159 K	Crosslinked PTFE, Type Silver-Plated Copper	Tyco Electronics
	13-01-005-2	267 E	Crosslinked PTFE, Type Silver-Plated Copper	Axon' Cable
	13-01-008	215 H	PTFE, Polyimide / PFA Insulated, Type SPP	Gore
	13-01-009	216 G	PTFE, Polyimide / PFA Insulated, Shielded, Type SPM	Gore
	13-01-009-2	294	PTFE, Polyimide/PFA Insulated, Shielded, Type 3901018	Leoni
	13-01-009-3	300 A	PTFE, Polyimide / PFA Insulated, Shielded, Type SPM	Axon' Cable
	13-01-010-1	229 G	Polyimide, Insulated, Shielded, Type SPLD, Drain Wire	Gore
	13-01-010-2	293 A	Polyimide, Insulated, Shielded, Drain Wire, Types 3901021**B	Axon' Cable
	13-01-010-3	296	Polyimide, Insultated, Shielded, Drain Wire, Type 3901021	Leoni
	13-01-011-1	257 E	Crosslinked, Modified ETFE, Type Silver-Plated Copper, Lightweight	Tyco Electronics
	13-01-012-1	299 A	Fluoropolymer, Lightweight, Based on Type CSWL	Axon' Cable
	13-01-012-2	305	Fluoropolymer, Lightweight, Based on Type CSWL	Gore





## SECTION 13-\*\*: INDEX OF WIRES AND CABLES



REP005 Updated on 15 Feb 2012



Sub-Section	Page No.	Cert.	Type Designation	Manufacturer
13-02			Coaxial, RF, Flexible	
	13-02-001	24 P	PTFE/Polyimide, Type 50 CIS	Nexans
	13-02-002-1	255 F	Coaxial, Triaxial, Balanced Shielded Line	Gore
	13-02-002-2	298 A	Coaxial, Triaxial, Balanced Shielded Line	Axon' Cable
	13-02-003-1	291 A	Symmetric, Quad, Spacewire	Axon' Cable
	13-02-003-2	304	Symmetric, Quad, Spacewire	Gore


Types covered by similarity:		Remarks:		
Procurement Specifications	Manufacturer	Nature of Approval	Supervising Authority	Date
Generic ESCC 3901	Draka Fileca Ste-Genevieve France	Qualification	CNES	Jan 1979
Detail ESCC 3901/001 3901/002		Extension	CNES	Sep 1981
		Extension	CNES	Jan 1984
		Extension	CNES	Aug 1986
		Extension	CNES	Jan 1989
		Extension	CNES	Apr 1991
		Extension	CNES	Jun 1993
		Extension	CNES	Jun 1995
		Extension	CNES	Aug 1997
		Extension	CNES	Aug 1999
		Extension	CNES	Jan 2002
		Extension	CNES	Jan 2004
Characteristics:  FA 3901-1 All Variants defined in the Detail Specification 3901/001 are qualified except those based on AWG 12-14 FA 3901-2 Variants 31 to 73 as defined in the Detail Specification 3901/002 are qualified  Voltage Rating, maximum (Vrms):600 Temperature Range (°C): -100 to +200		Extension	CNES	Feb 2006
	Extension	CNES	Feb 2008	
	<a href="#">Extension</a>	<a href="#">CNES</a>	<a href="#">Feb 2012</a>	
 <b>QPL</b>	<p>WIRES AND CABLES, LOW FREQUENCY, POLYIMIDE INSULATION BASED ON TYPES FA 3901-1, FA 3901-2</p>	Current validity of Qualification		Page
		Certificate	Valid Until	13-01
		07 P	February 2014	001-1






Types covered by similarity:		Remarks:			
Procurement Specifications		Manufacturer	Nature of Approval	Supervising Authority	Date
Generic ESCC 3901  Detail ESCC 3901/001 3901/002		Nexans Draveil France	Qualification	CNES	Jan 1979
			Extension	CNES	Sep 1981
			Extension	CNES	Dec 1983
			Extension	CNES	Mar 1987
			Extension	CNES	Jul 1989
			Extension	CNES	Sep 1991
			Extension	CNES	Aug 1993
			Extension	CNES	Sep 1995
			Extension	CNES	Aug 1997
			Extension	CNES	Aug 1999
Characteristics:  Medium weight 1871 - n/1871 - 871 (3901/001) Variants 24 to 47 are qualified Light weight 1872 - n/1872 - 872 (3901/002) Variants 31 to 73 are qualified  Voltage Rating, maximum (Vrms):600 Temperature Range (°C): -100 to +200			Extension	CNES	Aug 2001
			Extension	CNES	Aug 2003
			Extension	CNES	Nov 2005
			Extension	CNES	May 2008
			Extension	CNES	Oct 2011
 	WIRES AND CABLES, LOW FREQUENCY, POLYIMIDE INSULATION BASED ON TYPES 1871 - 1872		Current validity of Qualification		Page
			Certificate	Valid Until	13-01
		09 N	May 2013	001-2	



Types covered by similarity:		Remarks:			
Procurement Specifications		Manufacturer	Nature of Approval	Supervising Authority	Date
Generic ESCC 3901  Detail ESCC 3901/001 3901/002		AXON' CABLE Montmirail France	Qualification	ESTEC	Dec 1985
Characteristics:  All variants are qualified. 3009/001: variants 24 to 47 3009/002: variants 31 to 73  Voltage Rating, maximum (Vrms):600 Temperature Range (°C): -100 to +200			Extension	ESTEC	Jul 1988
			Extension	ESTEC	Jul 1990
			Extension	ESTEC	Nov 1993
			Extension	ESTEC	Jan 1996
			Extension	ESTEC	May 1999
			Extension	CNES	Jun 2002
			Extension	CNES	Sep 2004
			Extension	CNES	Oct 2004
			Extension	CNES	Mar 2007
		Extension	CNES	Jun 2009	
Extension	CNES	Jun 2011			
  	WIRES AND CABLES, LOW FREQUENCY, POLYIMIDE INSULATION, BASED ON TYPES 3901001**B and 3901002**B		Current validity of Qualification		Page
			Certificate	Valid Until	13-01
			132 L	June 2013	001-3


Types covered by similarity: -MTV - BTV -MTV/G - BTV/G -MTV/BF/G - BTV/BF/G		Remarks:			
Procurement Specifications	Manufacturer	Nature of Approval	Supervising Authority	Date	
Generic ESCC 3901	Nexans Draveil France	Qualification	CNES	Jan 1979	
Detail ESCC 3901/013		Extension	CNES	Sep 1981	
		Extension	CNES	Dec 1983	
		Extension	CNES	Mar 1987	
		Extension	CNES	Jul 1989	
		Extension	CNES	Sep 1991	
		Extension	CNES	Aug 1993	
		Characteristics:  Variants 01 to 77 are qualified  Voltage Rating, maximum (Vrms):600 Temperature Range (°C): -100 to +200	Extension	CNES	Sep 1995
			Extension	CNES	Aug 1997
			Extension	CNES	Aug 1999
Extension	CNES		Aug 2001		
	Extension	CNES	Aug 2003		
	Extension	CNES	Nov 2005		
	Extension	CNES	May 2008		
 	WIRES AND CABLES, LOW FREQUENCY, PTFE/POLYIMIDE INSULATION, BASED ON TYPES MTV-BTV		Current validity of Qualification		Page
			Certificate	Valid Until	13-01
		08 N	May 2012	003	

Types covered by similarity:		Remarks: :		
Procurement Specifications	Manufacturer	Nature of Approval	Supervising Authority	Date
Generic ESCC 3901  Detail ESCC 3901/013	AXON' CABLE Montmirail France	Qualification  Extension	CNES  CNES	Jun 2009  Jun 2011
<p>Characteristics:</p> <p>Variants 01 to 77 are qualified</p> <p>Voltage Rating, maximum (Vrms):600 Temperature Range (°C): -100 to +200</p>				
	<p>WIRES AND CABLES, LOW FREQUENCY, PTFE/POLYIMIDE INSULATION, BASED ON TYPES 3901013**B</p>	Current validity of Qualification		Page
		Certificate  292 A	Valid Until  June 2013	13-01  003-02


Types covered by similarity:		Remarks:		
Procurement Specifications	Manufacturer	Nature of Approval	Supervising Authority	Date
Generic ESCC 3901	W.L. Gore & Co Pleinfeld Germany	Qualification	DLR	Aug 1986
Detail ESCC 3901/009		Extension	ESTEC	Dec 1988
		Extension	DARA	Jul 1991
		Extension	DARA	Aug 1993
		Extension	DARA	Feb 1996
		Extension	DLR	Feb 1998
		Requalification	DLR	Nov 2004
		Extension	DLR	Apr 2007
		Extension	DLR	May 2009
Extension		DLR	May 2011	
Characteristics:  Variants 01-66 are qualified  Voltage Rating, maximum (Vrms):600 Temperature Range (°C): -200 to +200				
	WIRES AND CABLES, LOW FREQUENCY, POLYIMIDE INSULATION, BASED ON TYPES SPC 2110	Current validity of Qualification		Page
		Certificate	Valid Until	13-01
		138 J	May 2013	004-1



Types covered by similarity:		Remarks:			
Procurement Specifications	Manufacturer	Nature of Approval	Supervising Authority	Date	
Generic ESCC 3901	W.L. Gore & Co Pleinfeld Germany	Qualification	DARA	Nov 1994	
Detail ESCC 3901/019		Extension	DARA	Nov 1996	
		Extension	DLR	Oct 1998	
		Extension	DLR	Oct 2000	
		Extension	DLR	Nov 2002	
		Extension	DLR	Nov 2004	
		Extension	DLR	Oct 2006	
		Extension	DLR	Nov 2008	
		Extension	DLR	Dec 2010	
Characteristics:  Variants 01-94 are qualified  Voltage Rating, maximum (Vrms):600 Temperature Range (°C): -200 to +200					
 	WIRES AND CABLES, LOW FREQUENCY, POLYIMIDE INSULATION, BASED ON TYPES SPL		Current validity of Qualification		Page
			Certificate	Valid Until	13-01
		219 H	November 2012	004-2	



Types covered by similarity:		Remarks: :		
Procurement Specifications	Manufacturer	Nature of Approval	Supervising Authority	Date
Generic ESCC 3901  Detail ESCC 3901/019	AXON' CABLE Montmirail France	Qualification  Extension  Extension  Extension  Extension	CNES  CNES  CNES  CNES  CNES	Jun 2002  Sep 2004  Mar 2007  Jun 2009  Jun 2011
<p>Characteristics:</p> <p>All variants are qualified with the exception of variants 01, 09, 17, 24, 25, 32, 48, 56, 64, 72, and 79</p> <p>AWG 12 to 28 inclusive are qualified</p> <p>Voltage Rating, maximum (Vrms):600</p> <p>Temperature Range (°C): -200 to +200</p>				
 	<p>WIRES AND CABLES, LOW FREQUENCY, POLYIMIDE INSULATION, BASED ON TYPES 3901019**B</p>	Current validity of Qualification		Page
		Certificate  268 D	Valid Until  June 2013	13-01  004-3



Types covered by similarity:		Remarks:		
Procurement Specifications	Manufacturer	Nature of Approval	Supervising Authority	Date
Generic ESCC 3901  Detail ESCC 3901/019	LEONI Special Cables GmbH Friesoythe Germany	Qualification	DLR	Oct 2009
Characteristics:  All variants are qualified with the exception of variants 01, 09, 17, 24, 25, 32, 48, 56, 64, 72, and 79  Conductor according to ISO 2635 (except AWG 28) AWG 12 to 28 inclusive are qualified For silver coated strands the silver thickness shall be 2.0µm minimum  Voltage Rating, maximum ( $V_{rms}$ ):600  Temperature Range (°C): -200 to +200				
	WIRES AND CABLES, LOW FREQUENCY, POLYIMIDE INSULATION, BASED ON TYPE 3901019	Current validity of Qualification		Page
		Certificate	Valid Until	13-01
		295	October 2011	004-4






Types covered by similarity:		Remarks:  This product is not intended for human space flight applications.		
Procurement Specifications	Manufacturer	Nature of Approval	Supervising Authority	Date
Generic ESCC 3901  Detail ESCC 3901/012	Tyco Electronics Dorcan, Swindon England	Qualification	RAE	Feb 1989
Characteristics:  Variants 01 to 80 are qualified  Maximum voltage: 600 Vrms Operating temperature range (°C): -100 to +200		Extension	RAE	Jul 1992
		Extension	DRA	Mar 1995
		Extension	DERA	Sep 1997
		Extension	DERA	Oct 1999
		Extension	QinetiQ	Nov 2001
		Extension	QinetiQ	Nov 2003
		Extension	QinetiQ	Nov 2005
		Extension	BNSC	Oct 2007
		Extension	BNSC	Sep 2009
Extension	UK Space Agency	Sep 2011		
	WIRES AND CABLES, LOW FREQUENCY, 600V, SILVER-PLATED COPPER, EXTRUDED CROSSLINKED FLUOROPOLYMER INSULATION, BASED ON TYPE 55/995X	Current validity of Qualification		Page
		Certificate  159 K	Valid Until  September 2013	13-01  005-1


Types covered by similarity:		Remarks: :  This product is not intended for human space flight applications.		
Procurement Specifications	Manufacturer	Nature of Approval	Supervising Authority	Date
Generic ESCC 3901  Detail ESCC 3901/012	AXON' CABLE Montmirail France	Qualification  Extension  Extension  Extension  Extension  Extension	CNES  CNES  CNES  CNES  CNES  CNES	Mar 2002  Feb 2003  Sep 2004  Mar 2007  Jun 2009  Jun 2011
<p>Characteristics:</p> <p>All variants are qualified except those variants based on AWG 30</p> <p>Wire code ISO 2635</p> <p>Voltage Rating, maximum (Vrms) : 600</p> <p>Temperature Range (°C): -100 to +200</p>				
 	<p>WIRES AND CABLES, LOW FREQUENCY, 600V, SILVER-PLATED COPPER, EXTRUDED CROSSLINKED FLUOROPOLYMER INSULATION, BASED ON TYPE 3901012**B</p>	Current validity of Qualification		Page
		Certificate  267 E	Valid Until  June 2013	13-01  005-2


Types covered by similarity:		Remarks:		
Procurement Specifications	Manufacturer	Nature of Approval	Supervising Authority	Date
Generic ESCC 3901	W.L. Gore & Co. Pleinfeld Germany	Qualification	DARA	Jul 1994
Detail ESCC 3901/017		Extension	DARA	Sep 1996
		Extension	DLR	Aug 1998
		Extension	DLR	Aug 2000
		Extension	DLR	Aug 2002
		Extension	DLR	Nov 2004
		Extension	DLR	Aug 2006
		Extension	DLR	Sep 2008
		Extension	DLR	Oct 2010
		Characteristics:		
All variants are qualified				
Voltage Rating, maximum (Vrms) : 600				
Temperature Range (°C): -200 to +200				
I <sub>max</sub> (A): 45, 81 and 133 for AWG: 0, 4 and 8, respectively				
Expanded PTFE, extruded polyimide/fluorthermoplast insulation				
 	POWER WIRES FOR CRIMPING, LOW FREQUENCY, BASED ON TYPE SPP		Page	
			Current validity of Qualification	
		Certificate	Valid Until	
		215 H	September 2012	008

Types covered by similarity:		Remarks:		
Procurement Specifications	Manufacturer	Nature of Approval	Supervising Authority	Date
Generic ESCC 3901	W.L. Gore & Co. Pleinfeld Germany	Qualification	DARA	Jul 1994
Detail ESCC 3901/018		Extension	DARA	Sep 1997
		Extension	DLR	Aug 1999
		Extension	DLR	Aug 2001
		Extension	DLR	Aug 2003
		Extension	DLR	Nov 2005
		Extension	DLR	Feb 2008
Characteristics:		Extension	DLR	Mar 2010
Variants 01 to 88 are qualified.				
Voltage Rating, maximum ( $V^{rms}$ ): 600				
Temperature Range (°C): -200 to +200				
Expanded PTFE, extruded polyimide/ FEP, sintered PTFE insulated wires.				
Expanded PTFE, extruded polyimide/fluorothermoplast insulated cables, shielded and jacketed.				
 	WIRES AND CABLES, LOW FREQUENCY, INSULATED, POLYIMIDE/FLUOROTHERMOPLAST, BASED ON TYPE SPM		Current validity of Qualification	Page
			Certificate	Valid Until
		216 G	March 2012	009


Types covered by similarity: .		Remarks:		
Procurement Specifications	Manufacturer	Nature of Approval	Supervising Authority	Date
Generic ESCC 3901  Detail ESCC 3901/018	LEONI Special Cables GmbH Friesoythe Germany	Qualification	DLR	Oct 2009
Characteristics:  Variants 01 to 88 are qualified.  Voltage Rating, maximum ( $V_{rms}$ ) : 600 Temperature Range (°C): -200 to +200  Expanded PTFE, extruded polyimide/ FEP, sintered PTFE insulated wires. Expanded PTFE, extruded polyimide/fluorothermoplast insulated cables, shielded and jacketed.  Conductor silver thickness shall be 2.0µm minimum				
 	WIRES AND CABLES, LOW FREQUENCY, INSULATED, POLYIMIDE/FLUOROTHERMOPLAST, BASED ON TYPE 3901018	Current validity of Qualification		Page
		Certificate  294	Valid Until  October 2011	13-01  009-2


Types covered by similarity:		Remarks: :		
Procurement Specifications	Manufacturer	Nature of Approval	Supervising Authority	Date
Generic ESCC 3901	AXON' CABLE Montmirail France	Qualification	CNES	Dec 2009
Detail ESCC 3901/018		Extension	CNES	Jun 2011
<p>Characteristics:</p> <p>All variants are qualified except those based on AWG 30 and 32 are not qualified.</p> <p>Voltage Rating, maximum (<math>V_{rms}</math>) : 600</p> <p>Temperature Range (°C): -200 to +200</p> <p>Expanded PTFE, extruded polyimide/ FEP, sintered PTFE insulated wires. Expanded PTFE, extruded polyimide/fluorothermoplast insulated cables, shielded and jacketed.</p>				
	<p>WIRES AND CABLES, LOW FREQUENCY, INSULATED, POLYIMIDE/FLUOROTHERMOPLAST, BASED ON TYPE SPM</p>	Current validity of Qualification		Page
		Certificate	Valid Until	13-01
		300 A	December 2013	009-03


Types covered by similarity:		Remarks:		
Procurement Specifications	Manufacturer	Nature of Approval	Supervising Authority	Date
Generic ESCC 3901	W.L. Gore & Co. Pleinfeld Germany	Qualification	DARA	Feb1996
Detail ESCC 3901/021		Extension	DLR	Feb 1998
		Extension	DLR	Feb 2000
		Extension	DLR	Feb 2002
		Extension	DLR	Feb 2004
		Extension	DLR	Feb 2006
		Extension	DLR	Mar 2008
		Extension	DLR	Apr 2010
Characteristics:  All variants (01 to 41) are qualified  Voltage Rating, maximum (Vrms) : 600 Temperature Range (°C): -200 to +200  .				
	POLYIMIDE INSULATED SHIELDED CABLES WITH DRAIN WIRE,  LOW FREQUENCY, BASED ON TYPE SPLD	Current validity of Qualification		Page
		Certificate	Valid Until	13-01
		229 G	April 2012	010-1


Types covered by similarity:		Remarks: :		
Procurement Specifications	Manufacturer	Nature of Approval	Supervising Authority	Date
Generic ESCC 3901	AXON' CABLE Montmirail France	Qualification	CNES	Jun 2009
Detail ESCC 3901/021		Extension	CNES	Jun 2011
<p>Characteristics:</p> <p>All variants are qualified except those based on AWG 30.</p> <p>Voltage Rating, maximum (Vrms) : 600</p> <p>Temperature Range (°C): -200 to +200</p> <p>.</p>				
	<p>POLYIMIDE INSULATED SHIELDED CABLES WITH DRAIN WIRE,</p> <p>LOW FREQUENCY, BASED ON TYPES 3901021**B</p>	Current validity of Qualification		Page
		Certificate	Valid Until	13-01
		293 A	June 2013	010-2






Types covered by similarity:		Remarks:		
Procurement Specifications	Manufacturer	Nature of Approval	Supervising Authority	Date
Generic ESCC 3901  Detail ESCC 3901/021	LEONI Special Cables GmbH Friesoythe Germany	Qualification	DLR	Oct 2009
<p>Characteristics:</p> <p>All variants 01 to 41 are qualified</p> <p>Voltage Rating, maximum (Vrms) : 600 Temperature Range (°C): -200 to +200</p>				
	<p>POLYIMIDE INSULATED SHIELDED CABLES WITH DRAIN WIRE,  LOW FREQUENCY, BASED ON TYPE 3901021</p>	Current validity of Qualification		Page
		Certificate  296	Valid Until  October 2011	13-01  010-3


Types covered by similarity:		Remarks:											
Procurement Specifications	Manufacturer	Nature of Approval	Supervising Authority	Date									
<p>Generic ESCC 3901</p> <p>Detail ESCC 3901/020 ESCC 3901/022</p>	Tyco Electronics Dorcan, Swindon England	<p>Qualification</p> <p>Extension</p> <p>Extension</p> <p>Extension</p> <p>Extension</p> <p>Extension</p>	<p>DERA</p> <p>QinetiQ</p> <p>QinetiQ</p> <p>BNSC</p> <p>BNSC</p> <p>UK Space Agency</p>	<p>Oct 1999</p> <p>Jan 2002</p> <p>Jan 2005</p> <p>Feb 2007</p> <p>Feb 2009</p> <p>Jan 2011</p>									
<p>Characteristics:</p> <p>3901/020: All variants (01 - 80) are qualified</p> <p>3901/022: All variants (01 - 72) are qualified.</p> <p>Wires and Cables variants consist of 1, 2, 3 and 4 cores with and without jackets and shields</p> <p>ESCC Detail Specification No. 3901/020 cables are silver-plated copper braided, and ESCC Detail Specification No. 3901/022 cables are silver-plated copper spiral shielded, Wire sizes are in accordance with ISO 2635.</p> <p>Maximum voltage: 600 Vrms</p> <p>Operating temperature range (°C): -100 to +200</p>													
		<p>WIRES AND CABLES, LOW FREQUENCY, 600V, SILVER-PLATED COPPER, EXTRUDED CROSSLINKED MODIFIED ETFE, LIGHTWEIGHT</p>		<table border="1"> <tr> <th colspan="2">Current validity of Qualification</th> <th>Page</th> </tr> <tr> <td>Certificate</td> <td>Valid Until</td> <td>13-01</td> </tr> <tr> <td>257 E</td> <td>February 2013</td> <td>011-1</td> </tr> </table>	Current validity of Qualification		Page	Certificate	Valid Until	13-01	257 E	February 2013	011-1
Current validity of Qualification		Page											
Certificate	Valid Until	13-01											
257 E	February 2013	011-1											


Types covered by similarity:		Remarks:		
Procurement Specifications	Manufacturer	Nature of Approval	Supervising Authority	Date
Generic ESCC 3901	AXON' CABLE Montmirail France	Qualification	CNES	Dec 2009
Detail ESCC 3901/024		Extension	CNES	Jun 2011
<p>Characteristics:</p> <p>All variants are qualified except for those variants based on AWG 30</p> <p>Wires and Cables variants consist of 1, 2, 3 and 4 cores with and without jackets and shields</p> <p>Maximum voltage: 600 Vrms Operating temperature range (°C): -200 to +200</p>				
	<p>WIRES AND CABLES, LOW FREQUENCY, FLUROPOLYMER INSULATION, 600V, BASED ON TYPE CSWL</p>	Current validity of Qualification		Page
		Certificate	Valid Until	13-01
		299 A	December 2013	012-1

Types covered by similarity:		Remarks:		
Procurement Specifications	Manufacturer	Nature of Approval	Supervising Authority	Date
Generic ESCC 3901  Detail ESCC 3901/024	W.L. Gore Pleinfeld Germany	Qualification	DLR	Jan 2011
Characteristics:  Variants 01 to 64 inclusive are qualified The specification contains 64 variants with several wire sizes, single wires and cables with several cores, either shielded or unshielded.  Cable construction: 1, 2, 3 and 4 twisted wires are in one core with or without shield  Maximum voltage: 600 Vrms Operating temperature range (°C): -200 to +200				
	WIRES AND CABLES, LOW FREQUENCY, FLUROPOLYMER INSULATION, 600V, BASED ON TYPE CSWL	Current validity of Qualification		Page
		Certificate	Valid Until	13-01
		305	January 2013	012-2


Types covered by similarity:		Remarks:			
Procurement Specifications		Manufacturer	Nature of Approval	Supervising Authority	Date
Generic ESCC 3902  Detail ESCC 3902/001		Nexans Draveil France	Qualification	CNES	July 1979
Characteristics:  Variants 01, 02, and 03 are qualified Miniature 50 ohms PTFE Dielectric Polyimide Jacketed, Double Shield, and Shielded/ Jacketed  Maximum voltage: 900 Vrms Operating temperature range (°C): -100 to +200			Extension	CNES	Feb 1982
			Extension	CNES	July 1984
			Extension	CNES	Mar 1987
			Extension	CNES	July 1989
			Extension	CNES	Sept 1991
			Extension	CNES	Aug 1993
			Extension	CNES	Sep 1995
			Extension	CNES	Aug 1997
			Extension	CNES	Jan 1998
			Extension	CNES	Aug 1999
			Extension	CNES	Aug 2001
			Extension	CNES	Aug 2003
		Extension	CNES	Nov 2005	
Extension	CNES	May 2008			
Extension	CNES	Jan 2011			
  	WIRES AND CABLES, RF COAXIAL,  PTFE/POLYIMIDE INSULATION,  BASED ON TYPE 50 CIS	Current validity of Qualification		Page	
		Certificate	Valid Until	13-02	
24 P	May 2012	001			

Types covered by similarity:		Remarks:			
Procurement Specifications		Manufacturer	Nature of Approval	Supervising Authority	Date
Generic ESCC 3902  Detail ESCC 3902/002		W.L. Gore Pleinfeld Germany	Qualification  Extension Extension Extension Extension Extension Extension	DLR DLR DLR DLR DLR DLR	Jan 1999 Feb 2001 Feb 2003 Mar 2005 Mar 2007 May 2009 May 2010
Characteristics: Variants 03 to 06, 10 to 13 and 20 to 30 are qualified Variants encompass coaxial, triaxial, and balanced shielded line Operating Voltage (Continuous), maximum ratings, (Vrms): Variants 03                                   180 Variants 04, 10, 21, 22, 23, 24       200 Variants 06, 25                               250 All Other Variants                       300 AWG Range: 20, 22, 24, 26, 28, 30 dependent on variant  Temperature range (°C): -200 to +180					
		WIRES AND CABLES, RADIO FREQUENCY, FLEXIBLE, COAXIAL, TRIAXIAL AND SYMMETRIC, BASED ON TYPES GCX, GTX, GSC AND GBL		Current validity of Qualification	
				Certificate  255 F	Valid Until  May 2012
				Page  13-02  002-1	

Types covered by similarity:		Remarks:										
Procurement Specifications	Manufacturer	Nature of Approval	Supervising Authority	Date								
Generic ESCC 3902  Detail ESCC 3902/002	AXON' CABLE Montmirail France	Qualification  Extension	CNES  CNES	Dec 2009  Jun 2011								
<p>Characteristics:</p> <p>All variants are qualified except variants 13 and 22 are not qualified</p> <p>Variants encompass coaxial, triaxial, and balanced shielded line</p> <p>Operating Voltage (Continuous), maximum ratings, (Vrms):</p> <table> <tr> <td>Variants 03</td> <td>180</td> </tr> <tr> <td>Variants 04, 10, 21, 23, 24</td> <td>200</td> </tr> <tr> <td>Variants 06, 25</td> <td>250</td> </tr> <tr> <td>All Other Variants</td> <td>300</td> </tr> </table> <p>AWG Range: 20, 22, 24, 26, 28 dependent on variant</p> <p>Temperature range (°C): -200 to +180</p>		Variants 03	180	Variants 04, 10, 21, 23, 24	200	Variants 06, 25	250	All Other Variants	300			
Variants 03	180											
Variants 04, 10, 21, 23, 24	200											
Variants 06, 25	250											
All Other Variants	300											
	<p>WIRES AND CABLES, RADIO FREQUENCY, FLEXIBLE, COAXIAL, TRIAxIAL AND SYMMETRIC, BASED ON TYPE 3902/002</p>	Current validity of Qualification		Page								
		Certificate  298 A	Valid Until  December 2013	13-02  002-2								


Types covered by similarity:		Remarks:		
Procurement Specifications	Manufacturer	Nature of Approval	Supervising Authority	Date
Generic ESCC 3902  Detail ESCC 3902/003	AXON' CABLE Montmirail France	Qualification  Extension	CNES  CNES	Jun 2009  Jun 2011
Characteristics:  Variant 01 is qualified  Operating Voltage (Continuous), maximum ratings, (Vrms):  Variant 01                                      200—1.5A  AWG 28—100Mb/s—400 MHz  Temperature range (°C): -200 to +180				
	WIRES AND CABLES, SPACEWIRE, ROUND, QUAD SYMMETRIC, FLEXIBLE, BASED ON TYPE SPACEWIRE	Current validity of Qualification		Page
		Certificate  291 A	Valid Until  June 2013	13-02  003-1






Types covered by similarity:		Remarks:		
Procurement Specifications	Manufacturer	Nature of Approval	Supervising Authority	Date
Generic ESCC 3902  Detail ESCC 3902/003	W.L. Gore Pleinfeld Germany	Qualification	DLR	Jan 2011
Characteristics:  Variant 01 AWG 28/07 (white) and Variant 02 AWG 26/07 (blue) are qualified, 100 Ω  Data Rate, Operating Voltage (Continuous), Current  Variant 01    100Mb/s—400 MHz    200V—1.5A Variant 02    200Mb/s—400 MHz    200V— 2.5A  Temperature range (°C): -200 to +180				
	WIRES AND CABLES, SPACEWIRE, ROUND, QUAD SYMMETRIC, FLEXIBLE, BASED ON TYPE SPACEWIRE	Current validity of Qualification		Page
		Certificate	Valid Until	13-02
		304	January 2013	003-2

**Section 14****Component Type: Miscellaneous**

Sub-Section	Page No.	Cert.	Type Designation	Manufacturer
14-16-99			Switches	
	14-16-99-003	275 C	Thermostatic, Bimetallic	COMEPA
14-30-10			Passive Devices, RF	
	14-30-10-002-2	185 E	Coaxial Loads, 0 to 22 GHz	Radiall
	14-30-10-004	178 F	Attenuators, Type R413	Radiall

Types covered by similarity:		Remarks:		
Procurement Specifications	Manufacturer	Nature of Approval	Supervising Authority	Date
Generic ESCC 3702  Detail 3702/001	COMEPA BAGNOLET France	Qualification  Requalification  Extension  Extension	CNES  CNES  CNES  CNES	Mar 2004  Aug 2005  Jun 2008  Jul 2010
<p>Characteristics:</p> <p>Variants 01 to 03 are qualified</p> <p>Range of Components: Grade 1 and Grade Y</p> <p>Maximum Ratings:</p> <p>Rated Current (<math>I_R</math>): 4 A (30 Vdc resistive)</p> <p>Operating Temperature Range (<math>^{\circ}\text{C}</math>), <math>-50</math> to <math>+150</math></p>				
	<p>SWITCHES, THERMOSTATIC, BIMETALLIC, SPST, OPENING CONTACT, BASED ON TYPE TH 47</p>	Current Validity of Qualification		Page 14-16-99-003
		Certificate  275 C	Valid Until  June 2012	

Types covered by similarity:					Remarks:																															
Procurement Specifications			Manufacturer		Nature of Approval	Supervising Authority	Date																													
Generic ESCC 3403  Detail 3403/006			RADIALL Saint-Quentin-Fallavier France		Qualification	CNES	Jul 1992																													
Characteristics: All variants are qualified. <table border="1" data-bbox="98 735 1144 871"> <thead> <tr> <th>Type</th> <th>Detail Spec.</th> <th>Frequency Range (GHz)</th> <th>Rated Pin (W)</th> <th>Impedance (<math>\Omega</math>)</th> </tr> </thead> <tbody> <tr> <td>3403/006</td> <td>3403/006</td> <td>0-22</td> <td>1</td> <td>50</td> </tr> </tbody> </table> <table border="1" data-bbox="98 879 1144 1098"> <thead> <tr> <th rowspan="2">Type</th> <th colspan="4">VSWR max</th> </tr> <tr> <th><math>0 &lt; f(\text{GHz}) \leq 4</math></th> <th><math>4 &lt; f(\text{GHz}) \leq 12.4</math></th> <th><math>12.4 &lt; f(\text{GHz}) \leq 18</math></th> <th><math>18 &lt; f(\text{GHz}) \leq 22</math></th> </tr> </thead> <tbody> <tr> <td>1</td> <td>1.05</td> <td>1.15</td> <td>1.20</td> <td>1.30</td> </tr> <tr> <td>2</td> <td>1.05</td> <td>1.15</td> <td>1.20</td> <td>1.25</td> </tr> </tbody> </table> <p>Operating Temperature Range (<math>^{\circ}\text{C}</math>), -55 to +125</p>					Type	Detail Spec.	Frequency Range (GHz)	Rated Pin (W)	Impedance ( $\Omega$ )	3403/006	3403/006	0-22	1	50	Type	VSWR max				$0 < f(\text{GHz}) \leq 4$	$4 < f(\text{GHz}) \leq 12.4$	$12.4 < f(\text{GHz}) \leq 18$	$18 < f(\text{GHz}) \leq 22$	1	1.05	1.15	1.20	1.30	2	1.05	1.15	1.20	1.25	Extension	CNES	Jun 1997
					Type	Detail Spec.	Frequency Range (GHz)	Rated Pin (W)	Impedance ( $\Omega$ )																											
					3403/006	3403/006	0-22	1	50																											
					Type	VSWR max																														
						$0 < f(\text{GHz}) \leq 4$	$4 < f(\text{GHz}) \leq 12.4$	$12.4 < f(\text{GHz}) \leq 18$	$18 < f(\text{GHz}) \leq 22$																											
1	1.05	1.15	1.20	1.30																																
2	1.05	1.15	1.20	1.25																																
Characteristics: All variants are qualified. <table border="1" data-bbox="98 735 1144 871"> <thead> <tr> <th>Type</th> <th>Detail Spec.</th> <th>Frequency Range (GHz)</th> <th>Rated Pin (W)</th> <th>Impedance (<math>\Omega</math>)</th> </tr> </thead> <tbody> <tr> <td>3403/006</td> <td>3403/006</td> <td>0-22</td> <td>1</td> <td>50</td> </tr> </tbody> </table> <table border="1" data-bbox="98 879 1144 1098"> <thead> <tr> <th rowspan="2">Type</th> <th colspan="4">VSWR max</th> </tr> <tr> <th><math>0 &lt; f(\text{GHz}) \leq 4</math></th> <th><math>4 &lt; f(\text{GHz}) \leq 12.4</math></th> <th><math>12.4 &lt; f(\text{GHz}) \leq 18</math></th> <th><math>18 &lt; f(\text{GHz}) \leq 22</math></th> </tr> </thead> <tbody> <tr> <td>1</td> <td>1.05</td> <td>1.15</td> <td>1.20</td> <td>1.30</td> </tr> <tr> <td>2</td> <td>1.05</td> <td>1.15</td> <td>1.20</td> <td>1.25</td> </tr> </tbody> </table> <p>Operating Temperature Range (<math>^{\circ}\text{C}</math>), -55 to +125</p>					Type	Detail Spec.	Frequency Range (GHz)	Rated Pin (W)	Impedance ( $\Omega$ )	3403/006	3403/006	0-22	1	50	Type	VSWR max				$0 < f(\text{GHz}) \leq 4$	$4 < f(\text{GHz}) \leq 12.4$	$12.4 < f(\text{GHz}) \leq 18$	$18 < f(\text{GHz}) \leq 22$	1	1.05	1.15	1.20	1.30	2	1.05	1.15	1.20	1.25	Extension	CNES	Jan 2002
					Type	Detail Spec.	Frequency Range (GHz)	Rated Pin (W)	Impedance ( $\Omega$ )																											
					3403/006	3403/006	0-22	1	50																											
					Type	VSWR max																														
						$0 < f(\text{GHz}) \leq 4$	$4 < f(\text{GHz}) \leq 12.4$	$12.4 < f(\text{GHz}) \leq 18$	$18 < f(\text{GHz}) \leq 22$																											
1	1.05	1.15	1.20	1.30																																
2	1.05	1.15	1.20	1.25																																
Characteristics: All variants are qualified. <table border="1" data-bbox="98 735 1144 871"> <thead> <tr> <th>Type</th> <th>Detail Spec.</th> <th>Frequency Range (GHz)</th> <th>Rated Pin (W)</th> <th>Impedance (<math>\Omega</math>)</th> </tr> </thead> <tbody> <tr> <td>3403/006</td> <td>3403/006</td> <td>0-22</td> <td>1</td> <td>50</td> </tr> </tbody> </table> <table border="1" data-bbox="98 879 1144 1098"> <thead> <tr> <th rowspan="2">Type</th> <th colspan="4">VSWR max</th> </tr> <tr> <th><math>0 &lt; f(\text{GHz}) \leq 4</math></th> <th><math>4 &lt; f(\text{GHz}) \leq 12.4</math></th> <th><math>12.4 &lt; f(\text{GHz}) \leq 18</math></th> <th><math>18 &lt; f(\text{GHz}) \leq 22</math></th> </tr> </thead> <tbody> <tr> <td>1</td> <td>1.05</td> <td>1.15</td> <td>1.20</td> <td>1.30</td> </tr> <tr> <td>2</td> <td>1.05</td> <td>1.15</td> <td>1.20</td> <td>1.25</td> </tr> </tbody> </table> <p>Operating Temperature Range (<math>^{\circ}\text{C}</math>), -55 to +125</p>					Type	Detail Spec.	Frequency Range (GHz)	Rated Pin (W)	Impedance ( $\Omega$ )	3403/006	3403/006	0-22	1	50	Type	VSWR max				$0 < f(\text{GHz}) \leq 4$	$4 < f(\text{GHz}) \leq 12.4$	$12.4 < f(\text{GHz}) \leq 18$	$18 < f(\text{GHz}) \leq 22$	1	1.05	1.15	1.20	1.30	2	1.05	1.15	1.20	1.25	Extension	CNES	Apr 2005
					Type	Detail Spec.	Frequency Range (GHz)	Rated Pin (W)	Impedance ( $\Omega$ )																											
					3403/006	3403/006	0-22	1	50																											
					Type	VSWR max																														
						$0 < f(\text{GHz}) \leq 4$	$4 < f(\text{GHz}) \leq 12.4$	$12.4 < f(\text{GHz}) \leq 18$	$18 < f(\text{GHz}) \leq 22$																											
1	1.05	1.15	1.20	1.30																																
2	1.05	1.15	1.20	1.25																																
Characteristics: All variants are qualified. <table border="1" data-bbox="98 735 1144 871"> <thead> <tr> <th>Type</th> <th>Detail Spec.</th> <th>Frequency Range (GHz)</th> <th>Rated Pin (W)</th> <th>Impedance (<math>\Omega</math>)</th> </tr> </thead> <tbody> <tr> <td>3403/006</td> <td>3403/006</td> <td>0-22</td> <td>1</td> <td>50</td> </tr> </tbody> </table> <table border="1" data-bbox="98 879 1144 1098"> <thead> <tr> <th rowspan="2">Type</th> <th colspan="4">VSWR max</th> </tr> <tr> <th><math>0 &lt; f(\text{GHz}) \leq 4</math></th> <th><math>4 &lt; f(\text{GHz}) \leq 12.4</math></th> <th><math>12.4 &lt; f(\text{GHz}) \leq 18</math></th> <th><math>18 &lt; f(\text{GHz}) \leq 22</math></th> </tr> </thead> <tbody> <tr> <td>1</td> <td>1.05</td> <td>1.15</td> <td>1.20</td> <td>1.30</td> </tr> <tr> <td>2</td> <td>1.05</td> <td>1.15</td> <td>1.20</td> <td>1.25</td> </tr> </tbody> </table> <p>Operating Temperature Range (<math>^{\circ}\text{C}</math>), -55 to +125</p>					Type	Detail Spec.	Frequency Range (GHz)	Rated Pin (W)	Impedance ( $\Omega$ )	3403/006	3403/006	0-22	1	50	Type	VSWR max				$0 < f(\text{GHz}) \leq 4$	$4 < f(\text{GHz}) \leq 12.4$	$12.4 < f(\text{GHz}) \leq 18$	$18 < f(\text{GHz}) \leq 22$	1	1.05	1.15	1.20	1.30	2	1.05	1.15	1.20	1.25	Extension	CNES	Mar 2008
					Type	Detail Spec.	Frequency Range (GHz)	Rated Pin (W)	Impedance ( $\Omega$ )																											
					3403/006	3403/006	0-22	1	50																											
					Type	VSWR max																														
						$0 < f(\text{GHz}) \leq 4$	$4 < f(\text{GHz}) \leq 12.4$	$12.4 < f(\text{GHz}) \leq 18$	$18 < f(\text{GHz}) \leq 22$																											
1	1.05	1.15	1.20	1.30																																
2	1.05	1.15	1.20	1.25																																
Characteristics: All variants are qualified. <table border="1" data-bbox="98 735 1144 871"> <thead> <tr> <th>Type</th> <th>Detail Spec.</th> <th>Frequency Range (GHz)</th> <th>Rated Pin (W)</th> <th>Impedance (<math>\Omega</math>)</th> </tr> </thead> <tbody> <tr> <td>3403/006</td> <td>3403/006</td> <td>0-22</td> <td>1</td> <td>50</td> </tr> </tbody> </table> <table border="1" data-bbox="98 879 1144 1098"> <thead> <tr> <th rowspan="2">Type</th> <th colspan="4">VSWR max</th> </tr> <tr> <th><math>0 &lt; f(\text{GHz}) \leq 4</math></th> <th><math>4 &lt; f(\text{GHz}) \leq 12.4</math></th> <th><math>12.4 &lt; f(\text{GHz}) \leq 18</math></th> <th><math>18 &lt; f(\text{GHz}) \leq 22</math></th> </tr> </thead> <tbody> <tr> <td>1</td> <td>1.05</td> <td>1.15</td> <td>1.20</td> <td>1.30</td> </tr> <tr> <td>2</td> <td>1.05</td> <td>1.15</td> <td>1.20</td> <td>1.25</td> </tr> </tbody> </table> <p>Operating Temperature Range (<math>^{\circ}\text{C}</math>), -55 to +125</p>					Type	Detail Spec.	Frequency Range (GHz)	Rated Pin (W)	Impedance ( $\Omega$ )	3403/006	3403/006	0-22	1	50	Type	VSWR max				$0 < f(\text{GHz}) \leq 4$	$4 < f(\text{GHz}) \leq 12.4$	$12.4 < f(\text{GHz}) \leq 18$	$18 < f(\text{GHz}) \leq 22$	1	1.05	1.15	1.20	1.30	2	1.05	1.15	1.20	1.25	Extension	CNES	Sep 2010
					Type	Detail Spec.	Frequency Range (GHz)	Rated Pin (W)	Impedance ( $\Omega$ )																											
					3403/006	3403/006	0-22	1	50																											
					Type	VSWR max																														
						$0 < f(\text{GHz}) \leq 4$	$4 < f(\text{GHz}) \leq 12.4$	$12.4 < f(\text{GHz}) \leq 18$	$18 < f(\text{GHz}) \leq 22$																											
1	1.05	1.15	1.20	1.30																																
2	1.05	1.15	1.20	1.25																																
			PASSIVE DEVICES, R.F. COAXIAL LOADS, 0-22 GHz BASED ON TYPE R404		Current Validity of Qualification		Page																													
					Certificate	Valid Until	14-30-10																													
			PASSIVE DEVICES, R.F. COAXIAL LOADS, 0-22 GHz BASED ON TYPE R404		185 E	March 2012	002-2																													

Types covered by similarity:		Remarks:		
Procurement Specifications	Manufacturer	Nature of Approval	Supervising Authority	Date
Generic ESCC 3403  Detail 3403/005	RADIALL Saint-Quentin-Fallavier France	Qualification	CNES	Jan 1991
Characteristics:  Variants 01 to 31  Frequency range (GHz): 0 - 22  Attenuation (dB): 0 - 20  Operating Temperature Range (°C), -55 to +125		Extension	CNES	Jan 1994
		Extension	CNES	Jun 1997
		Extension	CNES	Mar 2002
		Extension	CNES	Apr 2005
Extension	CNES	Mar 2008		
Extension	CNES	Sep 2010		
	R.F. ATTENUATORS  FIXED, COAXIAL  BASED ON TYPE R413	Current Validity of Qualification		Page
		Certificate	Valid Until	14-30-10
		178 F	March 2012	004

**Section 18****Component Type: Optoelectronics**

Sub-Section	Page No.	Cert.	Type Designation	Manufacturer
			Currently there are no qualified sources of Optoelectronics	



**SECTION 18-\*\*: INDEX OF OPTOELECTRONICS**

**REP005 Updated on 15 Feb 2012**