





ESCC QUALIFIED PARTS LIST (QPL)



ESCC/RP/QPL005-168


Updated January 2017







Document Custodian: European Space Agency - see <https://spacecomponents.org>


	General Information	
As affected		
Section/Page No.	Description	
Section 01 01-01-005 01-01-006 01-02-004-1	Index of Capacitors Type II, High Capacitance from AVX (N.I.) Type II, Types CNC 31 to CNC 34 from AVX (N.I.) Type II, High Voltage from AVX (N.I.)	Amended Extended Extended Extended
Section 08 08-80-001-2 A-E	Index of Microcircuits Digital CMOS 4000B Series from ST Microelectronics	Amended
Section 10 10-11-003	Index of Resistors Single & Double Layer from IRCA	Amended Extended
 	Qualified Parts List	
	DOCUMENT CHANGES	
		Change Date: January 2017


	General Information	
As affected		
Section/Page No.	Description	
Section 04 04-02-002-1 04-02-003-1	Index of Diodes Type STPS20100 from ST Microelectronics Types BYW81, BYV54 from ST Microelectronics	Amended Extended Extended
Section 05 05-02-001	Index of Filters SAW Filters (transversal band pass/resonator/notch/low loss impedance element) from Kongsberg Norspace	Amended Added (QML)
Section 08 08-80-003 08-80-004 08-80-005	Index of Microcircuits Type MH1RT from Atmel Types ATC18RHA, ATF280F and ATF280F from Atmel Type ATMX150RHA from Atmel	Amended Added (QML) Added (QML) Added (QML)
 	Qualified Parts List DOCUMENT CHANGES	
Change Date: December 2016		


	General Information	
As affected		
Section/Page No.	Description	
Section 08 08-90-001	Index of Microcircuits PWM, based on types ST1843 and ST1845 from STMicroelectronics	Amended Added
Section 09 09-02-004	Index of Relays Type EL215 from REL STPI	Amended Extended
Section 13 13-01-012-2 13-02-003-2	Index of Wire and Cables Fluoropolymer, Lightweight based on Type CSWL from WL Gore Symmetric, Quad, Spacewire from WL Gore	Amended Extended Extended
		<p align="center">Qualified Parts List</p> <p align="center">DOCUMENT CHANGES</p> <p align="center">Change Date: November 2016</p>


	General Information			
As affected				
Section/Page No.	Description			
Section 09 09-02-001	Index of Relays Type TL from REL STPI	Amended Extended		
Section 12 12-05-003-1	Index of Transistors Types STRH100N10, STRH40N6, STRH100N6 and STRH8N10 from ST Microelectronics	Amended Extended		
 			Qualified Parts List DOCUMENT CHANGES	Change Date: October 2016

	General Information	
As affected		
Section/Page No.	Description	
Section 01 01-02-002-1	Index of Capacitors Type II from AVX/TPC	Amended Revised
Section 04 04-02-001-4 04-05-001-3	Index of Diodes Types 1N5819U and 1N5822U from STMicroelectronics Schottky, BAS40, BAS70, BXY42-44 from Infineon	Amended Extended Amended
Section 06 06-01-002	Index of Fuses Type HCSF from Schurter	Amended Extended
Section 07 07-01-003 07-02-002	Index of Inductors Types MSC1 10K 12K, 20K and H01 from Exxelia Magnetics Types SES1 and CMC from Exxelia Magnetics	Amended Amended Amended
Section 10 10-07-001	Index of Resistors Types SMV-PW and SM*-PT from Isabellenhütte	Amended Extended
Section 12 12-01-002-3A-B 12-02-002-3A-B	Index of Transistors Types NPN from STMicroelectronics Types PNP from STMicroelectronics	Amended Extended Extended
Section 13 13-01-004-2	Index of Wires and Cables Polyimide, Types SPL from WL Gore	Amended Extended
		
		Qualified Parts List
		DOCUMENT CHANGES
		Change Date: September 2016
		

	General Information	
As affected		
Section/Page No.	Description	
Section 02 02-01-001-1 02-05-003-1 02-05-004-1	Index of Connectors D*M Series, Rectangular from C&K Components MDMA, Rectangular from C&K Components 8MCG, Rectangular from Souriau	Amended Revised Revised Extended
Section 05 05-01-001-A-B	Index of Filters Types SFC, SFL, SFP from Exxelia Technologies	Amended Extended
Section 06 06-01-002	Index of Fuses Type MGA-s from Schurter	Amended Extended
Section 07 07-01-001	Index of Inductors Types MSC1 10K, 12K, 20K and H01 from Microspire	Amended Extended
Section 12 12-05-003-2 12-06-003-1	Index of Transistors Type BUY**CS** from Infineon Types STRH40P10 from STMicroelectronics	Amended Amended
Section 14 14-16-99	Index of Miscellaneous Thermostatic, Biometallic from Comepa	Amended Extended
	Qualified Parts List	
	DOCUMENT CHANGES	
	Change Date: August 2016	

General Information	
As affected	
Section/Page No.	Description
Section 13 13-01-008	Index of Wires and Cables PTFE, Polyimide/PFA insulated based on Type SPP from WL Gore Amended Extended
<div style="display: flex; justify-content: space-between; align-items: center;"> <div style="text-align: center;">  <p>ESCC European Space Components Coordination</p> <p>QPL</p> </div> <div style="text-align: center;"> <p>Qualified Parts List</p> <p>DOCUMENT CHANGES</p> <hr/> <p>Change Date: July 2016</p> </div> </div>	

	General Information	
As affected		
Section/Page No.	Description	
Section 04 04-05-001-3 04-16-002-2 04-16-003	Index of Diodes Schottky, BAS40, BAS70, BXY42 - 44 from Infineon PIN, BXY 42 from Infineon PIN, BXY 43 and 44 from Infineon	Amended Extended Deleted Deleted
Section 09 09-01-002 09-01-004-3 09-02-002 09-02-003-3 09-02-006 09-03-001	Index of Relays Type GP5 from Leach Niort Type M300 from Leach Sarralbe Type GP2 from Leach Niort Type M402 from Leach Sarralbe Type D from Leach Niort Type GP250 from Leach Niort	Amended Amended Extended Amended Extended Amended Amended
Section 12 12-16-001	Index of Transistors Type CFY67, High Electron Mobility from Infineon	Amended Extended
Section 13 13-01-003 13-02-001	Index of Wires and Cables PTFE, Types MTV-BTV From Nexans PTFE/Polyimide, Type 50 CIS from Nexans	Amended Extended Extended
Section 14 14-30-10-005	Index of Miscellaneous Isolators and circulators, Type BK1XXX and BK3XXX from Cobham	Amended Added
		Qualified Parts List
		DOCUMENT CHANGES
		Change Date: June 2016



	General Information	
As affected		
Section/Page No.	Description	
Section 02 02-01-001-2 02-02-001-1	Index of Connectors D*M Series, Rectangular from Souriau D*MA Series Rectangular from Souriau	Amended Extended Extended
Section 04 04-01-003-3	Index of Diodes Types BAY6642 from Infineon	Amended Deleted
Section 12 12-02-002-3A-B 12-05-003-3 12-10-001 12-10-002 12-10-003 12-10-004 12-10-005	Index of Transistors Types PNP from ST Microelectronics Type BUY15CS from Infineon Type BFY 193 from Infineon Types BFY405,-420 and -450 from Infineon Types BFY640 from Infineon Types BFY640B and BFY650B from Infineon Types BFY640, 640B,650B and 740B from Infineon	Amended Revised Added Extended Extended Deleted Deleted Extended
Section 13 13-01-013-1	Index of Wires and Cables Extra thin, fluoropolymer, Lightweight, based on type CSC from WL Gore	Amended Extended
		Qualified Parts List
		DOCUMENT CHANGES
		Change Date: 15 May 2016

	General Information	
As affected		
Section/Page No.	Description	
Section 01 01-05-001-1	Index of Capacitors Type HT86PS, High Voltage from Exxelia	Amended Extended
Section 02 02-02-005 02-02-006 02-02-007-1 02-02-008 02-05-001-1	Index of Connectors Series I, Circular, Crimp from Souriau Series II, Circular, Crimp from Souriau Series III, Circular, Miniature from Souriau Series III, Hermetic from Souriau MDM Series, Rectangular from C&K Components	Amended Extended Extended Extended Extended Amended
Section 03 03-01-001-1 03-01-002	Index of Crystals TO-5 Can from Rakon Fr TO-8 Can from Rakon Fr	Amended Deleted Deleted
Section 13 13-02-002-1	Index of Wires and Cables Coaxial, Triaxial, Balanced Shielded Line from WL Gore	Amended Extended
Section 14 14-30-10-002-2 14-30-10-004	Index of Miscellaneous Coaxial Loads, 0 to 22 GHz from Radiall Attenuators, Type R413	Amended Extended Extended



Qualified Parts List
DOCUMENT CHANGES

Change Date: 15 April 2016

	General Information	
As affected		
Section/Page No.	Description	
Section 01 01-03-004 01-05-004-1	Index of Capacitors Type Taj from AVX (CZ) Types PM907S and PM948S from Exxelia Technologies	Amended Extended Added
Section 02 02-04-003	Index of Connectors SMA, SMA 2.92, TNC and SMP from Rosenberger	Amended Extended
Section 09 09-01-001 09-02-003	Index of Relays Type T** from REL STPI Type EL415 from REL STPI	Amended Extended Extended
Section 13 13-01-001-1 13-01-009 13-01-010-1	Index of Wires and Cables Polyimide, Types FA-3901-1, FA 3901-2 from Draka Fileca PTFE, Polyimide/ PFA Insulated Sheilded Type SPM from WL GORE Polyimide, Insulated, Shielded, Type SPLD, Drain Wire from GORE	Amended Extended Extended Extended
 	Qualified Parts List DOCUMENT CHANGES	
	Change Date: 15 March 2016	


		General Information	
As affected			
Section/Page No.	Description		
Section 08 08-80-001-2A to E 08-80-002-2	Index of Microcircuits 4000B Series from ST Microelectronics 54HCMOS Series from ST Microelectronics	Amended Extended Extended	
Section 12 12-01-002-3A-B 12-02-002-3A-B	Index of Transistors Types NPN from ST Microelectronics Types PNP from ST Microelectronics	Amended Revised Revised	
		Qualified Parts List	
		DOCUMENT CHANGES	
		Change Date: 15 February 2016	

TABLE OF CONTENTS

<u>SECTION</u>	<u>PAGE</u>
Document Changes	-
Table of Contents	1
1 Foreword	2
2 Procurers' Responsibility	2
3 Use of Tables	2
4 Revision Procedure	2
5 Table of Qualified Component Types	3
Appendices	
'A' Qualified Components List	4

1. FOREWORD

This document contains a list of components that have been qualified to the rules of the ESCC System and are intended for use in ESA and other spacecraft and associated equipment in accordance with the requirements of the ECSS Standard ESCC-Q-ST-60.

It is permitted to advertise the ESCC qualification status of a product provided such publicity or advertisement does not state or imply that the product is the only qualified or capability approved one of that particular type, range or family.

2. PROCURORS' RESPONSIBILITY

When procuring ESCC qualified or capability approved components, the procurer is responsible for ensuring that the qualification or capability approval status is valid and that delivered components fulfill the specified requirements of the applicable ESCC specifications. The procurer is advised to utilise the ESCC non-conformance system in the event that a qualified or capability approved manufacturer delivers non-conforming components.

3. USE OF TABLES

3.1 Publication

The individual entries are published in sections within this document and are presented by manufacturer on the web. Please refer to our escies.org website.

3.2 Type Designation

The referenced type (style) designations are derived from industrial standards (i.e., JEDEC PRO-ELECTRON, MIL, IEC and CECC). The purpose is to identify the similarity of a listed qualified component to a standard type designation.

3.3 Components Characteristics

The electrical characteristics are listed for guidance only and, unless otherwise stated, are specified at +25°C. The precise characteristics of the qualified component are defined in the referenced ESCC specification.

3.4 Manufacturer

Plant locations are indicated in the individual listing; contact information is given in full on the appropriate web pages. Please refer to our escies.org website.

4. REVISION PROCEDURE

Amendments to earlier issues of the QPL implemented herein are indicated by the date on the front page and by the content of the "Document Changes" pages. The latter provides the changes over a one year period. The same issue date appears on the table at the start of each Section on the Appendix irrespective of whether changes have been made in a particular section. This indicates the information has been reviewed and is current. Finally, it should be noted that the ESA/SCC System is superseded by the ESCC (European Space Components Coordination) System.



5. TABLE OF QUALIFIED COMPONENTS

Components qualified to the ESCC System are grouped by component type designations. Individual components are listed within the relevant sections as indicated in Table 5.1

TABLE 5.1

Section	Component Types
01	Capacitors
02	Connectors
03	Crystals
04	Diodes
05	Filters
06	Fuses
07	Inductors
08	Microcircuits
09	Relays
10	Resistors
11	Thermistors
12	Transistors
13	Wires and Cables
14	Miscellaneous
18	Optoelectronics


APPENDIX A


Qualified Components List


Section 01**Component Type: Capacitors**


Sub-Section	Page No.	Cert.	Type Designation	Manufacturer
01-01			Ceramic, Fixed	
	01-01-005	231 K	Type II, High Capacitance	AVX (N.I.)
	01-01-005-1	315 B	Type II, Types CNC 31 to CNC 34	Exxelia Technologies
	01-01-006	262 G	Type II, High Voltage	AVX (N.I.)
	01-01-007	306 B	Type II, Types CNC 53 to CNC 56	Exxelia Technologies
01-02			Ceramic, Fixed, Chip	
	01-02-001-1	109 M	Type I	AVX/TPC
	01-02-001-2	323 A	Type I, Types CEC2S to CEC14S	Exxelia Technologies
	01-02-002-1A-C	110 M rev1	Type II	AVX/TPC
	01-02-002-2	324 A	Type II, Types CNC2S to CNC14S	Exxelia Technologies
	01-02-004-1	264 G	Type II, High Voltage	AVX (N.I.)
	01-02-004-3	331	Type II, Types TTP 0603, 0805, 1206, 1210, 1812	AVX (N.I.)
01-03			Tantalum, (Solid), Fixed, Electrolytic	
	01-03-004	196 G	Type TAJ	AVX (CZ)
	01-03-005	327 A	Low ESR, Type TES	AVX (CZ)
01-05			Fixed, Film	
	01-05-001-1	251 H	Type HT86PS, High Voltage	Exxelia Technologies
	01-05-003-1	270 F	Type PM94S	Exxelia Technologies
	01-05-004-1	338	Type PM907S and PM948S	Exxelia Technologies
01-11			Semiconductor	
	01-11-001	286 C	Type 101M, 201M, 400M and 401M	Cobham Microwave


**SECTION 01-**: INDEX OF CAPACITORS****REP005 Updated Jan 2017**


Types covered by similarity: ±20% tolerance		Remarks: Capacitors no longer use a varnish finish.		
Procurement Specifications	Manufacturer	Nature of Approval	Supervising Authority	Initial Qualification Date
Generic ESCC 3001 Detail ESCC 3001/030	AVX Limited Coleraine Northern Ireland	Qualification	UK Space Agency	Jul 1996
<p>Characteristics: E12 series</p> <p>Qualified Range:</p> <p>Variants 01 to 74 capacitance range for 50V, 100V and 200V, as per Detail Specification Variants 01 to 52, and 59 to 60, for 500V are qualified ±10% tolerance</p> <p>Operating Temperature Range (°C): -55 to +125</p>				
	<p>CAPACITORS, CERAMIC, TYPE II, HIGH CAPACITANCE, BASED ON CASE STYLES BR, CV, AND CH</p>		<p>Certificate 231 K</p>	<p>Page 01-01 005</p>

Types covered by similarity: E6 ±20% tolerance		Remarks:		
Procurement Specifications	Manufacturer	Nature of Approval	Supervising Authority	Initial Qualification Date
Generic ESCC 3001 Detail ESCC 3001/037	Exxelia Technologies Chanteloup en Brie France	Qualification	CNES	Nov 2011
Characteristics: E12 ±10% tolerance Qualified Range: Variants 01 to 16. 16V : 2.2 to 68 µF 25V: 1.2 to 39 µF DIL format with equal number of leads per side Lead material : type A with type 10 finish (electro-deposited 98% Ag min.) Operating Temperature Range (°C): -55 to +125				
 <p>ESCC European Space Components Coordination QPL</p>	CAPACITORS, CERAMIC, TYPE II, MULTIPLE LAYERS, BASED ON TYPES CNC 31 to 34, NE, PE AND PLE		Certificate 315 B	Page 01-01 005-1

Types covered by similarity: ±20% tolerance		Remarks:		
Procurement Specifications	Manufacturer	Nature of Approval	Supervising Authority	Initial Qualification Date
Generic ESCC 3001 Detail ESCC 3001/034	AVX Limited Coleraine Northern Ireland	Qualification	UK Space Agency	Sep 2000
<p>Characteristics: E12 series</p> <p>Qualified Range:</p> <p>Variants 01 to 22 are qualified ±10% tolerance</p> <p>Operating Temperature Range (°C): -55 to +125</p>				
 <p>ESCC European Space Components Coordination QPL</p>	<p>CAPACITORS, CERAMIC, TYPE II, HIGH VOLTAGE, 1.0 TO 5.0 KV, BASED ON CASE STYLES VR, CV, AND CH</p>		<p>Certificate 262 G</p>	<p>Page 01-01 006</p>

Types covered by similarity: E6: ±20% tolerance		Remarks:		
Procurement Specifications	Manufacturer	Nature of Approval	Supervising Authority	Initial Qualification Date
Generic ESCC 3001 Detail ESCC 3001/038	Exxelia Technologies Chanteloup en Brie France	Qualification	CNES	Mar 2011
Characteristics: Qualified Range: Variants 01 to 04, 08 to 11, 15 to 18 and 22 to 25 are qualified All values 50V to 500V E12: ±10% tolerance Operating Temperature Range (°C): -55 to +125				
	CAPACITORS, CERAMIC, TYPE II, 50V TO 500V, BASED ON TYPES CNC53 TO CNC56	Certificate 306 B		Page 01-01 007

Types covered by similarity: Tolerance (\pm): 0.5pF; 2, 5, 20%						Remarks: Variant 01 removed		
Procurement Specifications				Manufacturer		Nature of Approval	Supervising Authority	Initial Qualification Date
Generic ESCC 3009 Detail ESCC 3009/003 3009/004 3009/005 3009/006 3009/022				AVX/TPC St Apollinaire France		Qualification	CNES	Feb 1983
Characteristics: Operating Temp. Range ($^{\circ}$ C), -55 to +125 Variants 03 and 06 are qualified Values covered by ESCC Specifications defined below.								
Style	Model	Detail Spec.	Variants	Capacitance Range (pF)	Rated Volt. (V)	Tolerance (\pm %)	TC (ppm/ $^{\circ}$ C)	
0805	A_12C	3009/003	03, 06	4.7 to 9.1 10 to 1 500	50, 100 50, 100	0.5pF 1, 2, 5, 10	\pm 30	
1206	A_20C	3009/022	03, 06	10 to 3 900	50, 100	1, 2, 5, 10	\pm 30	
1210	A_13C	3009/004	03, 06	22 to 6 800 8 200 to 10 000	50, 100 50	1, 2, 5, 10	\pm 30	
1812	A_14C	3009/005	03, 06	100 to 15 000	50, 100	1, 2, 5, 10	\pm 30	
2220	A_15C	3009/006	03, 06	470 to 33 000	50, 100	1, 2, 5, 10	\pm 30	
			CAPACITORS, CERAMIC, FIXED, CHIP, TYPE I			Certificate 109 M		Page 01-02 001-1

Types covered by similarity: Tolerance (\pm): <10pF; 0.25– 0.5-1pF; \geq 10pF; 1, 2, 5, 10%		Remarks:		
Procurement Specifications	Manufacturer	Nature of Approval	Supervising Authority	Initial Qualification Date
Generic ESCC 3009 Detail ESCC 3009/003 3009/004 3009/005 3009/006 3009/022 3009/037	Exxelia Technologies Chanteloup en Brie France	Qualification	CNES	Oct 2012
Characteristics: Variant 06 is qualified See Table on next page Operating Temp. Range ($^{\circ}$ C), -55 to +125				
 <p>ESCC European Space Components Coordination QPL</p>	CAPACITORS, CERAMIC, FIXED, CHIP, TYPE I		Certificate 323 A	Page 01-02 001-2A

Characteristics:

Style	Model	Detail Spec.	Variants	Capacitance Range (pF)	Rated Volt. (V)	Tol. (±%)		
0805	CEC2S	3009/003	06	10 to 2 700	16	<10pF 0.25—0.5 -1 (pF)		
				10 to 2 200	25			
				1 to 1 800	50			
				1 to 1 200	100			
1210	CEC4S	3009/004	06	10 to 15 000	16		≥10pF 1, 2, 5, 10	
				10 to 13 000	25			
				10 to 12 000	50			
				10 To 6 800	100			
1812	CEC6S	3009/005	06	100 to 33 000	16			
				100 to 30 000	25			
				100 to 22 000	50			
				100 to 12 000	100			
2220	CEC7S	3009/006	06	470 to 68 000	16			
				470 to 56 000	25			
				470 to 47 000	50			
				470 to 27 000	100			
1206	CEC12S	3009/022	06	10 to 6 800	16			
				10 to 6 200	25			
				1 to 5 600	50			
				1 to 3 900	100			
0603	CEC14S	3009/037	06	10 to 1 000	16			
				10 to 680	25			
				1 to 560	50			
				1 to 330	100			




CAPACITORS,
CERAMIC, FIXED,
CHIP, TYPE I

Certificate

323 A

Page

01-02
001-2B

Types covered by similarity: Tolerance ($\pm\%$): 10, 20%		Remarks: Variant 01 deleted		
Procurement Specifications	Manufacturer	Nature of Approval	Supervising Authority	Initial Qualification Date
Generic ESCC 3009 Detail ESCC 3009/008 3009/009 3009/010 3009/011 3009/023	AVX/TPC St Apollinaire France	Qualification	CNES	Feb 1983
Characteristics: See Table on next page Operating Temperature Range ($^{\circ}\text{C}$), -55 to +125				
 <p>ESCC European Space Components Coordination QPL</p>	CAPACITORS, CERAMIC, FIXED, CHIP, TYPE II		Certificate 110 M rev1	Page 01-02 002-1A

Characteristics:	Style	Model	Detail Spec.	Variants	Capacitance Range (pF)			Rated Volt. (V)	Tol. (±%)
	0805	A_12G	3009/008	03, 06	820	to	47 000	25	5, 10, 20
					820	to	27 000	50	5, 10, 20
					820	to	10 000	100	5, 10, 20
	0805	A612Z	3009/008	07	2 700	to	100 000	25	5, 10, 20
					2 700	to	100 000	50	
					2 700	To	47 000	100	
					330	to	15 000	200	
	1210	A_13G	3009/009	03, 06	3 900	to	220 000	25	5, 10, 20
					3 900	to	150 000	50	5, 10, 20
3 900					to	47 000	100	5, 10, 20	
1210	A613Z	3009/009	07	3 900	to	470 000	25	5, 10, 20	
				3 900	to	330 000	50		
				3 900	to	220 000	100		
				680	to	68 000	200		
1812	A_14G	3009/010	03, 06	6 800	to	470 000	25	5, 10, 20	
				6 800	to	270 000	50	5, 10, 20	
				6 800	to	82 000	100	5, 10, 20	
1812	A614Z	3009/010	07	22 000	to	1 000 000	25	5, 10, 20	
				22 000	to	680 000	50		
				22 000	to	470 000	100		
				3 300	to	150 000	200		
2220	A_15G	3009/011	03, 06	18 000	to	1 000 000	25	5, 10, 20	
				18 000	to	680 000	50	5, 10, 20	
				18 000	to	180 000	100	5, 10, 20	
2220	A615Z	3009/011	07	100 000	to	2 200 000	25	5, 10, 20	
				100 000	To	1 500 000	50		
				100 000	To	1 000 000	100		
				6 800	to	330 000	200		



CAPACITORS,
CERAMIC, FIXED,
CHIP, TYPE II

Certificate
110 M rev1

Page
01-02
002-1B

Characteristics:


Style	Model	Detail Spec.	Variants	Capacitance Range (pF)			Rated Volt. (V)	Tol. (±%)
1206	A_20G	3009/023	03, 06	2 200	to	100 000	25	5, 10, 20
				2 200	to	68 000	50	5, 10, 20
				2 200	to	22 000	100	5, 10, 20
1206	A620Z	3009/023	07	3 300	to	220 000	25	5, 10, 20
				3 300	to	150 000	50	
				3 300	To	100 000	100	
				470	to	47 000	200	



CAPACITORS,
 CERAMIC, FIXED,
 CHIP, TYPE II

Certificate
 110 M rev1

Page
 01-02
 002-1C

Types covered by similarity: Tolerance ($\pm\%$): 10, 20%						Remarks:																																																																																						
Procurement Specifications				Manufacturer		Nature of Approval		Supervising Authority	Initial Qualification Date																																																																																			
Generic ESCC 3009				Exxelia Technologies Chanteloup en Brie France		Qualification		CNES	Oct 2012																																																																																			
Detail ESCC		3009/008	3009/009																																																																																									
		3009/010	3009/011																																																																																									
		3009/023	3009/038																																																																																									
		3009/039																																																																																										
<table border="1"> <tr> <td colspan="1">Characteristics:</td> <td colspan="1">Style</td> <td colspan="1">Model</td> <td colspan="1">Detail Spec.</td> <td colspan="1">Variants</td> <td colspan="3">Capacitance Range (pF)</td> <td colspan="1">Rated Volt. (V)</td> <td colspan="1">Tol. ($\pm\%$)</td> </tr> <tr> <td colspan="1" rowspan="8">Table continues on next page</td> <td colspan="1">0805</td> <td colspan="1">CNC2S</td> <td colspan="1">3009/008</td> <td colspan="1">06</td> <td colspan="1">6 800</td> <td colspan="1">to</td> <td colspan="1">150 000</td> <td colspan="1">16</td> <td colspan="1">5, 10, 20</td> </tr> <tr> <td colspan="1"></td> <td colspan="1"></td> <td colspan="1"></td> <td colspan="1"></td> <td colspan="1">6 800</td> <td colspan="1">to</td> <td colspan="1">100 000</td> <td colspan="1">25</td> <td colspan="1"></td> </tr> <tr> <td colspan="1"></td> <td colspan="1"></td> <td colspan="1"></td> <td colspan="1"></td> <td colspan="1">100</td> <td colspan="1">to</td> <td colspan="1">47 000</td> <td colspan="1">50</td> <td colspan="1"></td> </tr> <tr> <td colspan="1"></td> <td colspan="1"></td> <td colspan="1"></td> <td colspan="1"></td> <td colspan="1">68</td> <td colspan="1">to</td> <td colspan="1">10 000</td> <td colspan="1">100</td> <td colspan="1"></td> </tr> <tr> <td colspan="1"></td> <td colspan="1"></td> <td colspan="1"></td> <td colspan="1">07</td> <td colspan="1">6 800</td> <td colspan="1">to</td> <td colspan="1">220 000</td> <td colspan="1">16</td> <td colspan="1">5, 10, 20</td> </tr> <tr> <td colspan="1"></td> <td colspan="1"></td> <td colspan="1"></td> <td colspan="1"></td> <td colspan="1">6 800</td> <td colspan="1">to</td> <td colspan="1">150 000</td> <td colspan="1">25</td> <td colspan="1"></td> </tr> <tr> <td colspan="1"></td> <td colspan="1"></td> <td colspan="1"></td> <td colspan="1"></td> <td colspan="1">100</td> <td colspan="1">to</td> <td colspan="1">100 000</td> <td colspan="1">50</td> <td colspan="1"></td> </tr> <tr> <td colspan="1"></td> <td colspan="1"></td> <td colspan="1"></td> <td colspan="1"></td> <td colspan="1">68</td> <td colspan="1">to</td> <td colspan="1">47 000</td> <td colspan="1">100</td> <td colspan="1"></td> </tr> </table>										Characteristics:	Style	Model	Detail Spec.	Variants	Capacitance Range (pF)			Rated Volt. (V)	Tol. ($\pm\%$)	Table continues on next page	0805	CNC2S	3009/008	06	6 800	to	150 000	16	5, 10, 20					6 800	to	100 000	25						100	to	47 000	50						68	to	10 000	100					07	6 800	to	220 000	16	5, 10, 20					6 800	to	150 000	25						100	to	100 000	50						68	to	47 000	100	
Characteristics:	Style	Model	Detail Spec.	Variants	Capacitance Range (pF)			Rated Volt. (V)	Tol. ($\pm\%$)																																																																																			
Table continues on next page	0805	CNC2S	3009/008	06	6 800	to	150 000	16	5, 10, 20																																																																																			
					6 800	to	100 000	25																																																																																				
					100	to	47 000	50																																																																																				
					68	to	10 000	100																																																																																				
				07	6 800	to	220 000	16	5, 10, 20																																																																																			
					6 800	to	150 000	25																																																																																				
					100	to	100 000	50																																																																																				
					68	to	47 000	100																																																																																				
Operating Temperature Range ($^{\circ}\text{C}$), -55 to +125																																																																																												
			CAPACITORS, CERAMIC, FIXED, CHIP, TYPE II				Certificate 324 A		Page 01-02 002-2A																																																																																			

Characteristics:	Style	Model	Detail Spec.	Variants	Capacitance Range (pF)			Rated Volt. (V)	Tol. (±%)
	0805	CNC2 04S	3009/039	02	6 800 to 150 000 6 800 to 100 000 100 to 47 000 68 to 10 000	16 25 50 100	5, 10, 20		
			14	6 800 to 390 000 6 800 to 150 000 100 to 100 000 68 to 47 000	16 25 50 100	5, 10, 20			
1210	CNC4S	3009/009	06	33 000 to 560 000 33 000 to 330 000	16 25	5, 10, 20			
	CNC4 04S	3009/039	04	2 200 to 220 000 2 200 to 56 000	50 100				
	CNC4S	3009/009	07	33 000 to 820 000 33 000 to 560 000	16 25	5, 10, 20			
	CNC4 04S	3009/039	16	2 200 to 390 000 2 200 to 220 000	50 100				
1812	CNC6S	3009/010	06	100 000 to 1 200 000 100 000 to 680 000	16 25	5, 10, 20			
	CNC6 04S	3009/039	05	3 900 to 470 000 3 900 to 120 000	50 100				
	CNC6S	3009/010	07	100 000 to 1 800 000 100 000 to 1 200 000	16 25	5, 10, 20			
	CNC6 04S	3009/039	17	3 900 to 820 000 3 900 to 470 000	50 100				
2220	CNC7S	3009/011	06	150 000 to 2 700 000 150 to 1 500 000	16 25	5, 10, 20			
	CNC7 04S	3009/039	06	22 000 to 1 000 000 22 000 to 270 000	50 100				
	CNC7S	3009/011	07	150 000 to 3 900 000 150 000 to 2 200 000	16 25	5, 10, 20			
	CNC7 04S	3009/039	18	22 000 to 1 800 000 22 000 to 1 000 000	50 100				
1206	CNC12S	3009/023	06	10 000 to 270 000 10 000 to 180 000 470 to 82 000 470 to 27 000	16 25 50 100	5, 10, 20			
			07	10 000 to 390 000 10 000 to 270 000 470 to 180 000 470 to 120 000	16 25 50 100				



CAPACITORS,
CERAMIC, FIXED,
CHIP, TYPE II

Certificate
324 A

Page
01-02
002-2B

Characteristics:


Style	Model	Detail Spec.	Variants	Capacitance Range (pF)			Rated Volt. (V)	Tol. (±%)
1206	CNC12 04S	3009/039	03	10 000	to	270 000	16	5, 10, 20
				10 000	to	180 000	25	
				470	to	82 000	50	
				470	to	27 000	100	
			15	10 000	to	1 000 000	16	5, 10, 20
				10 000	to	270 000	25	
				470	to	180 000	50	
				470	to	120 000	100	
0603	CNC14S	3009/038	06	390	to	33 000	16	5, 10, 20
				390	to	22 000	25	
				10	to	10 000	50	
				10	to	2 700	100	
			07	390	to	39 000	16	5, 10, 20
				390	to	33 000	25	
				10	to	22 000	50	
				10	to	12 000	100	
0603	CNC14 04S	3009/039	01	390	to	33 000	16	5, 10, 20
				390	to	22 000	25	
				10	to	10 000	50	
				10	to	2 700	100	
			13	390	to	100 000	16	5, 10, 20
				390	to	33 000	25	
				10	to	22 000	50	
				10	to	12 000	100	





CAPACITORS,
 CERAMIC, FIXED,
 CHIP, TYPE II


Certificate
 324 A


Page
 01-02
 002-2C


Types covered by similarity: ±20% tolerance				Remarks:																										
Procurement Specifications		Manufacturer		Nature of Approval	Supervising Authority	Initial Qualification Date																								
Generic ESCC 3009 Detail ESCC 3009/034		AVX Limited Coleraine Northern Ireland		Qualification	UK Space Agency	Feb 2001																								
<p>Characteristics: E12 series</p> <p>Qualified Range: Variants 01 to 12 are qualified</p> <p>Terminations: Variants 01 to 12: metallised pads</p> <p>Operating Temperature Range (°C):-55 to +125</p>				<table border="1"> <thead> <tr> <th>Style</th> <th>Rated Voltage (kV)</th> <th>Capacitance Range (pF)</th> <th>Tol. (±%)</th> </tr> </thead> <tbody> <tr> <td rowspan="3">1812</td> <td>1.0</td> <td>3 900 to 22 000</td> <td>10</td> </tr> <tr> <td>2.0</td> <td>1 500 to 1 800</td> <td>10</td> </tr> <tr> <td>3.0</td> <td>820 to 1 000</td> <td>10</td> </tr> <tr> <td rowspan="3">1825</td> <td>1.0</td> <td>27 000 to 56 000</td> <td>10</td> </tr> <tr> <td>2.0</td> <td>2 200 to 6 800</td> <td>10</td> </tr> <tr> <td>3.0</td> <td>820 to 2 700</td> <td>10</td> </tr> </tbody> </table>			Style	Rated Voltage (kV)	Capacitance Range (pF)	Tol. (±%)	1812	1.0	3 900 to 22 000	10	2.0	1 500 to 1 800	10	3.0	820 to 1 000	10	1825	1.0	27 000 to 56 000	10	2.0	2 200 to 6 800	10	3.0	820 to 2 700	10
Style	Rated Voltage (kV)	Capacitance Range (pF)	Tol. (±%)																											
1812	1.0	3 900 to 22 000	10																											
	2.0	1 500 to 1 800	10																											
	3.0	820 to 1 000	10																											
1825	1.0	27 000 to 56 000	10																											
	2.0	2 200 to 6 800	10																											
	3.0	820 to 2 700	10																											
		<p>CAPACITORS, FIXED, CHIP, CERAMIC, TYPE II, HIGH VOLTAGE, BASED ON 1812 and 1825</p>		<p>Certificate 264 G</p>		<p>Page 01-02 004-1</p>																								


Types covered by similarity: Capacitance tolerances 5%, 10%, 20%		Remarks:		
Procurement Specifications	Manufacturer	Nature of Approval	Supervising Authority	Initial Qualification Date
Generic ESCC 3009 Detail ESCC 3009/041	AVX Limited Coleraine Northern Ireland	Qualification	ESA	April 2015
<p>Characteristics: E12 value series</p> <p>Qualified Range: Variant 02 0603, Cn as in Detail specification, 5%, 10%, 20% tolerances, 16V, 25V, 50V, 100V rated Variant 03 0805, Cn as in Detail specification, 5%, 10%, 20% tolerances, 16V, 25V, 50V, 100V rated Variant 04 1206, Cn as in Detail specification, 5%, 10%, 20% tolerances, 16V, 25V, 50V, 100V rated Variant 05 1210, Cn as in Detail specification, 5%, 10%, 20% tolerances, 16V, 25V, 50V, 100V rated Variant 06 1812, Cn as in Detail specification, 5%, 10%, 20% tolerances, 16V, 25V, 50V, 100V rated</p> <p>Terminations: Cu and Ag-loaded epoxy + Ni barrier+ Sn/Pb plating finish (10% Pb minimum) Operating Temperature Range (°C):-55 to +125</p>				
	<p>CAPACITORS, FIXED, CHIP, BASE METAL ELECTRODE, CERAMIC DIELECTRIC TYPE II, BASED ON TYPE TTP, 0603, 0805, 1206, 1210, 1812</p>		<p>Certificate 331</p>	<p>Page 01-02 004-2</p>


Types covered by similarity:		Remarks:		
Procurement Specifications	Manufacturer	Nature of Approval	Supervising Authority	Initial Qualification Date
Generic ESCC 3012 Detail ESCC 3012/001	AVX Czech Republic sro Tantalum Division Lanskroun Czech Republic	Qualification	ESA	Jun 1993
Characteristics: Variants 01 to 07 and 11 to 17 are qualified Termination finish: <ul style="list-style-type: none"> A and B case sizes are available in NILO only, e.g., <ul style="list-style-type: none"> Variant 01 (A case), Variant 02 (B case) C, D, E case sizes are available as Copper only, e.g., <ul style="list-style-type: none"> Variant 13 (C case), Variant 14 (D case), Variant 17 (E case) 				
	CAPACITORS, LEADLESS SURFACE MOUNTED, TANTALUM, SOLID ELECTROLYTE, TYPE TAJ	Certificate 196 G	Page 01-03 004	

Types covered by similarity: All CV product combinations allowed in 3012/004 are qualified				Remarks:																																																																																																																															
Procurement Specifications		Manufacturer		Nature of Approval	Supervising Authority	Initial Qualification Date																																																																																																																													
Generic ESCC 3012 Detail ESCC 3012/004		AVX Czech Republic sro Tantalum Division Lanskrout Czech Republic		Qualification	ESA	Oct 2013																																																																																																																													
Variants 01 to 05. Case styles A (1206), B (1210), C (2312), D (2917), E (2917)																																																																																																																																			
<table border="1"> <thead> <tr> <th rowspan="2">Capacitance C_n (μF)</th> <th colspan="8">Rated Voltage U_R</th> </tr> <tr> <th>6.3V</th> <th>10V</th> <th>12V</th> <th>16V</th> <th>20V</th> <th>25V</th> <th>35V</th> <th>50V</th> </tr> </thead> <tbody> <tr> <td>1</td> <td></td> <td></td> <td></td> <td></td> <td></td> <td>A 3000</td> <td></td> <td>B 2000</td> </tr> <tr> <td>3.3</td> <td></td> <td></td> <td></td> <td></td> <td>A 2500</td> <td></td> <td>B 1000</td> <td>C 1000</td> </tr> <tr> <td>4.7</td> <td></td> <td></td> <td></td> <td>A 2000</td> <td></td> <td>B 1000</td> <td>C 600</td> <td>D 200</td> </tr> <tr> <td>10</td> <td></td> <td>A 1800</td> <td></td> <td></td> <td>B 1000</td> <td>C 600</td> <td>D 120</td> <td></td> </tr> <tr> <td>22</td> <td>A 900</td> <td></td> <td></td> <td>B 600</td> <td>C 400</td> <td></td> <td>D 100</td> <td></td> </tr> <tr> <td>33</td> <td></td> <td>B 650</td> <td></td> <td></td> <td>C 300</td> <td>D 65</td> <td>E 65</td> <td></td> </tr> <tr> <td>47</td> <td>B 500</td> <td></td> <td></td> <td>C 350</td> <td>D 55</td> <td>E 65</td> <td></td> <td></td> </tr> <tr> <td>100</td> <td></td> <td>C 200</td> <td></td> <td>D 55</td> <td>E 45</td> <td></td> <td></td> <td></td> </tr> <tr> <td>150</td> <td>C 300</td> <td>D 45</td> <td></td> <td>E 40</td> <td></td> <td></td> <td></td> <td></td> </tr> <tr> <td>220</td> <td></td> <td>D 35</td> <td>E 35</td> <td></td> <td></td> <td></td> <td></td> <td></td> </tr> <tr> <td>330</td> <td>D 35</td> <td>E 35</td> <td></td> <td></td> <td></td> <td></td> <td></td> <td></td> </tr> <tr> <td>470</td> <td>E 30</td> <td></td> <td></td> <td></td> <td></td> <td></td> <td></td> <td></td> </tr> </tbody> </table>							Capacitance C_n (μ F)	Rated Voltage U_R								6.3V	10V	12V	16V	20V	25V	35V	50V	1						A 3000		B 2000	3.3					A 2500		B 1000	C 1000	4.7				A 2000		B 1000	C 600	D 200	10		A 1800			B 1000	C 600	D 120		22	A 900			B 600	C 400		D 100		33		B 650			C 300	D 65	E 65		47	B 500			C 350	D 55	E 65			100		C 200		D 55	E 45				150	C 300	D 45		E 40					220		D 35	E 35						330	D 35	E 35							470	E 30							
Capacitance C_n (μ F)	Rated Voltage U_R																																																																																																																																		
	6.3V	10V	12V	16V	20V	25V	35V	50V																																																																																																																											
1						A 3000		B 2000																																																																																																																											
3.3					A 2500		B 1000	C 1000																																																																																																																											
4.7				A 2000		B 1000	C 600	D 200																																																																																																																											
10		A 1800			B 1000	C 600	D 120																																																																																																																												
22	A 900			B 600	C 400		D 100																																																																																																																												
33		B 650			C 300	D 65	E 65																																																																																																																												
47	B 500			C 350	D 55	E 65																																																																																																																													
100		C 200		D 55	E 45																																																																																																																														
150	C 300	D 45		E 40																																																																																																																															
220		D 35	E 35																																																																																																																																
330	D 35	E 35																																																																																																																																	
470	E 30																																																																																																																																		
		CAPACITORS, LEADLESS SURFACE MOUNTED, TANTALUM, SOLID ELECTROLYTE, LOW ESR, TYPE TES			Certificate 327 A		Page 01-03 005																																																																																																																												

Types covered by similarity:				Remarks:																																																					
Procurement Specifications			Manufacturer		Nature of Approval	Supervising Authority	Initial Qualification Date																																																		
Generic ESCC 3006 Detail ESCC 3006/022			Exxelia Technologies Chanteloup en Brie France		Qualification	CNES	Aug 1998																																																		
Characteristics: Operating Temperature Range, (°C): -55 to +125 All values defined by the ESCC Detail Specification																																																									
<table border="1"> <thead> <tr> <th colspan="3">Capacitance Range (nF)</th> <th>Tol. (±%)</th> <th>U_R(kV)</th> </tr> </thead> <tbody> <tr> <td>33</td> <td>to</td> <td>2 200</td> <td>10</td> <td>1.5</td> </tr> <tr> <td>15</td> <td>to</td> <td>1 500</td> <td>10</td> <td>2.5</td> </tr> <tr> <td>15</td> <td>to</td> <td>1 000</td> <td>10</td> <td>3.5</td> </tr> <tr> <td>6.8</td> <td>to</td> <td>470</td> <td>10</td> <td>5.0</td> </tr> <tr> <td>2.2</td> <td>to</td> <td>220</td> <td>10</td> <td>7.5</td> </tr> <tr> <td>1.0</td> <td>to</td> <td>100</td> <td>10</td> <td>10.0</td> </tr> <tr> <td>3.3</td> <td>to</td> <td>68</td> <td>10</td> <td>12.5</td> </tr> <tr> <td>1.5</td> <td>to</td> <td>33</td> <td>10</td> <td>15.0</td> </tr> <tr> <td>0.68</td> <td>to</td> <td>15</td> <td>10</td> <td>20.0</td> </tr> </tbody> </table>			Capacitance Range (nF)			Tol. (±%)	U _R (kV)	33	to	2 200	10	1.5	15	to	1 500	10	2.5	15	to	1 000	10	3.5	6.8	to	470	10	5.0	2.2	to	220	10	7.5	1.0	to	100	10	10.0	3.3	to	68	10	12.5	1.5	to	33	10	15.0	0.68	to	15	10	20.0					
Capacitance Range (nF)			Tol. (±%)	U _R (kV)																																																					
33	to	2 200	10	1.5																																																					
15	to	1 500	10	2.5																																																					
15	to	1 000	10	3.5																																																					
6.8	to	470	10	5.0																																																					
2.2	to	220	10	7.5																																																					
1.0	to	100	10	10.0																																																					
3.3	to	68	10	12.5																																																					
1.5	to	33	10	15.0																																																					
0.68	to	15	10	20.0																																																					
			CAPACITORS, FIXED, RECONSTITUTED MICA, HIGH VOLTAGE, BASED ON TYPE HT86PS			Certificate 251 H		Page 01-05 001-1																																																	

Types covered by similarity: All values defined by the ESCC Detail Specification ±20% (E6 Series) tolerance by variant where applicable		Remarks:																														
Procurement Specifications	Manufacturer	Nature of Approval	Supervising Authority	Initial Qualification Date																												
Generic ESCC 3006 Detail ESCC 3006/024	Exxelia Technologies Marmoutier France	Qualification	CNES	Aug 2002																												
Characteristics: E12 Series Sizes Available 01, 02, 03, 04 Maximum dimensions (mm): 01: 10.7 x 10.7 x B 02: 15.5 x 15.5 x B 03: 16.5 x 15.5 x B 04: 18.5 x 17.0 x B Where B= 6, 8, 10, 12, 14, 15 depending on capacitance value Operating Temperature Range, (°C): -55 to +125		<table border="1"> <thead> <tr> <th colspan="2">Capacitance Range (µF)</th> <th>Tol. (±%)</th> <th>U_R(V)</th> </tr> </thead> <tbody> <tr> <td>2.2</td> <td>to 47</td> <td>10</td> <td>50</td> </tr> <tr> <td>1.5</td> <td>to 22</td> <td>10</td> <td>63</td> </tr> <tr> <td>0.56</td> <td>to 12</td> <td>10</td> <td>100</td> </tr> <tr> <td>0.33</td> <td>to 5.6</td> <td>10</td> <td>200</td> </tr> <tr> <td>0.22</td> <td>to 4.7</td> <td>10</td> <td>250</td> </tr> <tr> <td>0.10</td> <td>to 1.8</td> <td>10</td> <td>400</td> </tr> </tbody> </table>			Capacitance Range (µF)		Tol. (±%)	U _R (V)	2.2	to 47	10	50	1.5	to 22	10	63	0.56	to 12	10	100	0.33	to 5.6	10	200	0.22	to 4.7	10	250	0.10	to 1.8	10	400
Capacitance Range (µF)		Tol. (±%)	U _R (V)																													
2.2	to 47	10	50																													
1.5	to 22	10	63																													
0.56	to 12	10	100																													
0.33	to 5.6	10	200																													
0.22	to 4.7	10	250																													
0.10	to 1.8	10	400																													
	CAPACITORS, FIXED, SURFACE MOUNT, D.C. SELF-HEALING, NON-INDUCTIVE, POLYTEREPH- THALATE DIELECTRIC, BASED ON TYPE PM94S		Certificate 270 F	Page 01-05 003-1																												

Types covered by similarity:		Remarks:		
Procurement Specifications	Manufacturer	Nature of Approval	Supervising Authority	Initial Qualification Date
Generic ESCC 3006 Detail ESCC 3006/025 ESCC 3006/026	Exxelia Technologies Marmoutier France	Qualification	CNES	Mar 2016
<p>Characteristics: Operating Temperature Range, (°C): -55 to +125</p> <p>All variants in the ESCC Detail specifications 3006/025 and 3006/026 are qualified.</p>				
 <p>ESCC European Space Components Coordination QPL</p>	<p>CAPACITORS, FIXED, SELF-HEALING, NON-INDUCTIVE, PET DIELECTRIC, BASED ON TYPES PM907S AND PM948S</p>	<p>Certificate 338</p>	<p>Page 01-05 004-1</p>	

Types covered by similarity: Unless otherwise stated in Table 1(a) of the Detail Specification, 10% and 20% tolerance are available.		Remarks:																			
Procurement Specifications		Manufacturer		Nature of Approval	Supervising Authority	Initial Qualification Date															
Generic ESCC 5010 Detail ESCC 5711/002		COBHAM MICROWAVE Les Ulis France		Qualification	CNES	Dec 2008															
Characteristics: Operating Temperature Range, (°C): -55 to +150 All variants defined by the ESCC Detail Specification.																					
<table border="1"> <thead> <tr> <th>Type</th> <th>Capacitance Range (pF)</th> <th>U_R(V)</th> </tr> </thead> <tbody> <tr> <td>400M106A & C 400M10xA & 107C 400M108A & C 400M110A & C 400M113J & 114J</td> <td>8.2, 10, 12, 15 18, 22, 27, 33, 39 47, 56, 68 81, 100 10</td> <td>40</td> </tr> <tr> <td>101M106A & C 101M10xA & 107C 101M108A & C</td> <td>3.9, 4.7, 5.6, 6.8 10, 12, 15 22, 27, 33, 39</td> <td>100</td> </tr> <tr> <td>201M106C 201M106A 201M10xA & 107C 201M108A & C 201M111J & 112J</td> <td>2.2, 2.7, 3.3 0.1X (201M106C, -107C, -108C) + 210M106C 3.9, 4.7, 5.6, 6.8, 8.2 10, 12, 15, 18 0.25 & 0.4</td> <td>200</td> </tr> <tr> <td>401M111J 401M112J</td> <td>0.125 0.2</td> <td>400</td> </tr> </tbody> </table>							Type	Capacitance Range (pF)	U _R (V)	400M106A & C 400M10xA & 107C 400M108A & C 400M110A & C 400M113J & 114J	8.2, 10, 12, 15 18, 22, 27, 33, 39 47, 56, 68 81, 100 10	40	101M106A & C 101M10xA & 107C 101M108A & C	3.9, 4.7, 5.6, 6.8 10, 12, 15 22, 27, 33, 39	100	201M106C 201M106A 201M10xA & 107C 201M108A & C 201M111J & 112J	2.2, 2.7, 3.3 0.1X (201M106C, -107C, -108C) + 210M106C 3.9, 4.7, 5.6, 6.8, 8.2 10, 12, 15, 18 0.25 & 0.4	200	401M111J 401M112J	0.125 0.2	400
Type	Capacitance Range (pF)	U _R (V)																			
400M106A & C 400M10xA & 107C 400M108A & C 400M110A & C 400M113J & 114J	8.2, 10, 12, 15 18, 22, 27, 33, 39 47, 56, 68 81, 100 10	40																			
101M106A & C 101M10xA & 107C 101M108A & C	3.9, 4.7, 5.6, 6.8 10, 12, 15 22, 27, 33, 39	100																			
201M106C 201M106A 201M10xA & 107C 201M108A & C 201M111J & 112J	2.2, 2.7, 3.3 0.1X (201M106C, -107C, -108C) + 210M106C 3.9, 4.7, 5.6, 6.8, 8.2 10, 12, 15, 18 0.25 & 0.4	200																			
401M111J 401M112J	0.125 0.2	400																			
		CAPACITORS, MICROWAVE, SILICON, NAKED DIE, MOS, BASED ON TYPES 101M, 201M, 400M AND 401M			Certificate 286 C		Page 01-11 001														

Section 02


Component Type: Connectors


Sub-Section	Page No.	Cert.	Type Designation	Manufacturer
02-01			Multipin, Solder Contacts	
	02-01-001-1	71 Q Rev 1	D*M Series, Rectangular	C&K COMPONENTS
	02-01-001-2	155 M	D*M Series, Rectangular	SOURIAU
02-02			Multipin, Crimp Contacts	
	02-02-001-1	72 Q	D*MA Series, Rectangular	C&K COMPONENTS
	02-02-001-2	156 L	D*MA Series, Rectangular	SOURIAU
	02-02-003	25 P	DBAS Series, Circular	Deutsch
	02-02-005	220 H	Series I, Circular, Crimp	SOURIAU
	02-02-006	221 H	Series II, Circular, Crimp	SOURIAU
	02-02-007-1	222 H	Series III, Circular, Miniature	SOURIAU
	02-02-008	223 G	Series III, Hermetic	SOURIAU
	02-02-009	288 C	ACB1 Series	Axon' Cables
	02-02-010	337	Fast-locking Screw Lock Assemblies	C&K COMPONENTS
02-03			Printed Circuit Board	
	02-03-001-1	99 N	HE 801 Series	Smiths Connectors Hypertac
	02-03-002-1	149 L	KMC Series	Smiths Connectors Hypertac
	02-03-003-1	250 G	MHD Series	Smiths Connectors Hypertac
	02-03-004-1	281 D	IHD INTERPOSER	Smiths Connectors Hypertac
02-04			R.F. Coaxial	
	02-04-001	68 N	SMA Series	Radiall
	02-04-002	283 D	SMA 2.9	Radiall
	02-04-003	329 A	SMA, SMA 2.92, TNC and SMP	Rosenberger
02-05			Micro-miniature, Crimp Contacts	
	02-05-001-1	140 N Rev 1	MDM Series, Rectangular	C&K COMPONENTS
	02-05-002-1	141 N	MTB Series, Rectangular	C&K COMPONENTS
	02-05-003-1	290 C Rev 1	MDMA, Rectangular	C&K COMPONENTS
	02-05-004-1	301 C	8MCG, Rectangular	SOURIAU





SECTION 02-**: INDEX OF CONNECTORS


REP005 Updated Jan 2017


Types covered by similarity:		Remarks:			
Procurement Specifications		Manufacturer	Nature of Approval	Supervising Authority	Initial Qualification Date
<p>Generic ESCC 3401</p> <p>Detail ESCC 3401/001 3401/004 3401/022 3401/040 3401/072 3401/080</p>		C&K COMPONENTS Dole France	Qualification	CNES	Feb 1981
<p>Characteristics: Shell Size: E, A, B, C, D, F</p> <p>Range of Contacts: 9, 15, 25, 37 and 50 size 20 contacts for standard density layout 3W3 to 8W8, 5W1 to 47W1 combined contact arrangements 15, 26, 44, 62, 78 and 104 size 22 contacts for high density layout</p> <p>Mounting Type: Blank: standard mounting holes; Y: floating mount; E: captive nuts</p> <p>Range of Connectors: 3401/001: Variants 01 & 02</p> <p>Range of Contacts: 3401/004: Variants 01 to 25; 3401/022: 01 to 97; 3401/040: 01 to 17; 3401/080: 01 3401/072: Variants 05 to 19, 25 to 39, 46 to 55, 61 to 65, 72, 73, 76 to 80</p> <p>Termination contacts: solder bucket, straight PCB, 90° PCB</p> <p>Gold-plated non-magnetic coating</p> <p>Coaxial contact arrangements: 3401/004 variants 01 to 25: Power contact arrangements: 3401/040 variants 01 to 17</p> <p>Operating Temperature Range (°C): -55 to +125</p>					
		<p>CONNECTORS, ELECTRICAL, SOLDER AND WIRE WRAP CONTACTS, RECTANGULAR RECEPTACLE AND PLUG, BASED ON TYPE D*M</p>		<p>Certificate 71 Q Rev 1</p>	<p>Page 02-01 001-1</p>


Types covered by similarity:		Remarks:			
Procurement Specifications		Manufacturer	Nature of Approval	Supervising Authority	Initial Qualification Date
<p>Generic ESCC 3401</p> <p>Detail ESCC 3401/001 3401/022 3401/072</p>		<p>SOURIAU Connection Technology Marolles en Brie France</p>	Qualification	CNES	Sep 1988
<p>Characteristics: Complete range as defined in the Detail Specifications are qualified <u>except</u> for</p> <ul style="list-style-type: none"> • high density 104 contacts arrangement • coaxial and power contacts and arrangement <p>Range of Connectors: 3401/001: variants 01 to 02</p> <p>Range of Contacts: Size 20 : 9, 15, 25, 37 and 50 contacts, Size 22: 15, 26, 44, 62, 78 contacts</p> <p>3401/022: variants 01 to 16 & 44 to 57 & 65 to 80 3401/072: variants 01 to 65</p> <p>Mounting Type= blank: standard mounting holes; Y: floating mount; E: captive nuts</p> <p>Gold-plated non-magnetic coating</p> <p>Operating Temperature Range (°C): -55 to +125</p>					
 <p>ESCC European Space Components Coordination QPL</p>		<p>CONNECTORS, ELECTRICAL, SOLDER AND WIRE WRAP CONTACTS, NON-REMOVABLE, RECTANGULAR RECEPTACLE AND PLUG, BASED ON TYPE D*M</p>		<p>Certificate 155 M</p>	<p>Page 02-01 001-2</p>


Types covered by similarity:		Remarks:			
Procurement Specifications		Manufacturer	Nature of Approval	Supervising Authority	Initial Qualification Date
<p>Generic ESCC 3401</p> <p>Detail ESCC 3401/002 3401/005 3401/020 3401/021</p>		C&K COMPONENTS Dole France	Qualification	CNES	Feb 1981
<p>Characteristics: Complete range defined in the corresponding Detail Specifications are qualified Shell Size: E, A, B, C, D, F</p> <p>Range of Connectors: 3401/002: variants 01 and 02 9, 15, 25, 37 and 50 size 20* contacts for standard density layout</p> <p>Range of Contacts: *Accepts wire sizes : AWG # 20 to 24 (standard bucket: variants 01 and 02) per 3401/005 3401/005: variants 01 to 08 : AWG # 26 and 28 (reduced bucket: variants 03 and 04) per 3401/005 3401/020 variants 01 & 02 :AWG # 18 and 20 (large bucket: variants 05 to 06) per 3401/005 3401/021: variants 01 & 02 15, 26, 44, 62, 78 and 104 size 22** contacts for high density layout ** Accepts wire sizes AWG # 22 to 26 (standard bucket: variants 07 to 08) per 3401/005</p> <p>Mounting Type: Blank: standard mounting holes; Y: floating mount; E: captive nuts Gold-plated non-magnetic coating Connector Savers: For usage with above connector range</p> <p>Operating Temperature Range (°C): -55 to +125</p>					
		<p>CONNECTORS ELECTRICAL, CRIMP CONTACTS, RECTANGULAR RECEPTACLE AND PLUG, BASED ON TYPE D*MA</p>		<p>Certificate 72 Q</p>	<p>Page 02-02 001-1</p>


Types covered by similarity:		Remarks:				
Procurement Specifications		Manufacturer	Nature of Approval	Supervising Authority	Initial Qualification Date	
<p>Generic ESCC 3401</p> <p>Detail ESCC 3401/002 3401/005 3401/020 3401/021 3401/022 3401/072</p>		SOURIAU Connection Technology Marolles en Brie France	Qualification	CNES	Sep 1988	
<p>Characteristics: Complete range as defined in the Detail Specifications <u>except</u> high density 104 contacts arrangement are qualified</p> <p>Accessories variants qualified: 3401/022: variants 01 to 16, 44 to 57, 65 to 80 3401/072: variants 01 to 65</p> <p>Range of Connectors:- 3401/002: variants 1 & 2 *Accepts wire sizes AWG # 20 to 24 (standard bucket: variants 01 and 02) 3401/005: variants 1 to 8 *Accepts wire sizes AWG # 26 and 28 (reduced bucket: variants 03 and 04) 3401/021 & 22: variants 1 & 2 *Accepts wire size AWG# 18 and 20 (large bucket: variants 05 and 06) *Accepts wire size AWG # 22, 24 and 26 (contact AWG # 22 for high density, contact arrangements, variants 07 and 08)</p> <p>Range of Contacts: 9, 15, 25, 37 and 50 contacts size 20 for standard contact arrangements 15, 26, 44, 62, 78 contacts size 22 for high density contact arrangements</p> <p>Gold-plated non-magnetic coating Connector Savers- For usage with connector range defined above</p> <p>Operating Temperature Range (°C): -55 to +125</p>						
		<p>CONNECTORS AND CONNECTOR SAVER, ELECTRICAL, CRIMP CONTACTS, REMOVABLE RECTANGULAR RECEPTACLE AND PLUG, BASED ON TYPE D*MA</p>		<p>Certificate 156 L</p>		<p>Page 02-02 001-2</p>


Types covered by similarity:		Remarks:			
Procurement Specifications		Manufacturer	Nature of Approval	Supervising Authority	Initial Qualification Date
<p>Generic ESCC 3401</p> <p>Detail ESCC 3401/008 3401/009 3401/012 3401/064</p>		Cie DEUTSCH Evreux France	Qualification	CNES	Jul 1979
<p>Characteristics: 3401/008: Variant 01</p> <p>3401/009: Variants 01 to 20;</p> <p>3401/012: Variants 01 to 04;</p> <p>3401/064: Variants 01 to 41</p> <p>Circular Multicontact connectors Standard contact arrangements with 3, 7, 12, 19, 27, 37 or 61 contacts in wire size AWG # 20 Special contact arrangements with contacts size AWG 22, 20, 16, 12 and 8</p> <p>Operating Temperature Range (°C): -65 to +200</p>					
		<p>CONNECTORS, MINIATURE, ELECTRICAL, CIRCULAR, PUSH-PULL COUPLING, REMOVABLE CRIMP CONTACTS, BASED ON TYPE DBAS</p>		<p>Certificate</p> <p>25 P</p>	<p>Page</p> <p>02-02 003</p>


Types covered by similarity:		Remarks:																	
Procurement Specifications		Manufacturer	Nature of Approval	Supervising Authority	Initial Qualification Date														
<p>Generic ESCC 3401</p> <p>Detail ESCC 3401/052 3401/058 3401/062</p>		SOURIAU Connection Technology Marolles en Brie France	Qualification	CNES	May 1995														
Characteristics:	<p>All connector variants are qualified For 3401/058, variants 01 to 14 are qualified For 3401/062, variants 01 to 27 are qualified</p>	<table border="1"> <thead> <tr> <th>Contact Size</th> <th>Ratings (A)</th> </tr> </thead> <tbody> <tr><td>4</td><td>80</td></tr> <tr><td>8</td><td>46.0</td></tr> <tr><td>12</td><td>23.0</td></tr> <tr><td>16</td><td>13.0</td></tr> <tr><td>20</td><td>7.5</td></tr> <tr><td>22</td><td>5.0</td></tr> </tbody> </table>	Contact Size	Ratings (A)	4	80	8	46.0	12	23.0	16	13.0	20	7.5	22	5.0			
Contact Size	Ratings (A)																		
4	80																		
8	46.0																		
12	23.0																		
16	13.0																		
20	7.5																		
22	5.0																		
Range:	<p># 20 with standard contact arrangements 3, 6, 10, 19, 26, 32, 41, 53, 61 # 22 with high density arrangements 6, 13, 22, 37, 55, 66, 79, 100, 128</p>																		
<p>Other arrangements with contact sizes: 20, 16, 12, 8 Receptacle and Plug Shell Sizes: 09, 11, 13, 15, 17, 19, 21, 23, 25 Operating Temperature Range (°C): -65 to +200</p>																			
	<p>CONNECTORS, ELECTRICAL, CIRCULAR, BAYONET COUPLING, SCOOP-PROOF, REMOVABLE CRIMP CONTACTS, BASED ON TYPE MIL-C-38999, SERIES</p>		<p>Certificate 220 H</p>		<p>Page 02-02 005</p>														


Types covered by similarity:		Remarks:													
Procurement Specifications		Manufacturer	Nature of Approval	Supervising Authority	Initial Qualification Date										
<p>Generic ESCC 3401</p> <p>Detail ESCC 3401/044 3401/045 3401/062</p>		<p>SOURIAU Connection Technology Marolles en Brie France</p>	Qualification	CNES	May 1995										
<p>Characteristics: For 3401/044, all variants are qualified For 3401/045, variants 01 to 08 are qualified For 3401/062, variants 01 to 27 are qualified</p> <p>Range: # 20 with standard contact arrangements 3, 6, 10, 18, 26, 32, 41, 55, 61 # 22 with high density arrangements 6, 13, 22, 37, 55, 66, 79, 100, 128</p> <p>Other arrangements with contact sizes: 20, 16, 12 Receptacle and Plug Shell Sizes: 08, 10, 12, 14, 16, 18, 20, 22, 24 Operating Temperature Range (°C): -65 to +200</p>		<table border="1"> <thead> <tr> <th>Contact Size</th> <th>Ratings (A)</th> </tr> </thead> <tbody> <tr> <td>12</td> <td>23.0</td> </tr> <tr> <td>16</td> <td>13.0</td> </tr> <tr> <td>20</td> <td>7.5</td> </tr> <tr> <td>22</td> <td>5.0</td> </tr> </tbody> </table>		Contact Size	Ratings (A)	12	23.0	16	13.0	20	7.5	22	5.0		
Contact Size	Ratings (A)														
12	23.0														
16	13.0														
20	7.5														
22	5.0														
		<p>CONNECTORS, ELECTRICAL, CIRCULAR, BAYONET COUPLING, REMOVABLE CRIMP CONTACTS, BASED ON TYPE MIL-C-38999, SERIES II</p>		<p>Certificate 221 H</p>	<p>Page 02-02 006</p>										


Types covered by similarity:				Remarks:																														
Procurement Specifications		Manufacturer		Nature of Approval	Supervising Authority	Initial Qualification Date																												
Generic ESCC 3401 Detail ESCC 3401/056 3401/058 3401/062 3401/066 3401/070		SOURIAU Connection Technology Marolles en Brie France		Qualification	CNES	May 1995																												
Charac- teristics: 3401/056 all variants are qualified 3401/058 variants 01 to 14 are qualified 3401/062 variants 28 to 54 are qualified 3401/066 variants 01 and 02 are qualified 3401/058 crimp contacts and 3401/066 triax contacts to be mounted on 3401/056 connectors 3401/070 connector receptacles with PCB contacts		<table border="1"> <thead> <tr> <th>Crimp Contact Size</th> <th>Ratings (A)</th> <th>PCB Contact Size</th> <th>Ratings (A)</th> </tr> </thead> <tbody> <tr> <td>4</td> <td>80.0</td> <td>16</td> <td>10.0</td> </tr> <tr> <td>8</td> <td>46.0</td> <td>20</td> <td>5.0</td> </tr> <tr> <td>12</td> <td>23.0</td> <td>22</td> <td>3.0</td> </tr> <tr> <td>16</td> <td>13.0</td> <td></td> <td></td> </tr> <tr> <td>20</td> <td>7.5</td> <td></td> <td></td> </tr> <tr> <td>22</td> <td>5.0</td> <td></td> <td></td> </tr> </tbody> </table>		Crimp Contact Size	Ratings (A)	PCB Contact Size	Ratings (A)	4	80.0	16	10.0	8	46.0	20	5.0	12	23.0	22	3.0	16	13.0			20	7.5			22	5.0			Range: # 20 with standard contact arrangements (3, 4, 5, 6, 7, 8, 10, 18, 19, 26, 32, 41, 53, 55, 61 contacts) # 22 with high density arrangements (6, 13, 22, 37, 55, 66, 79, 100, 128 contacts) Other arrangements with contact sizes:# 20, 16, 12, 8, 4 Receptacle and Plug Shell Sizes: 09, 11, 13, 15, 17, 19, 21, 23, 25. Triax contacts Operating Temperature Range (°C): -65 to +200		
Crimp Contact Size	Ratings (A)	PCB Contact Size	Ratings (A)																															
4	80.0	16	10.0																															
8	46.0	20	5.0																															
12	23.0	22	3.0																															
16	13.0																																	
20	7.5																																	
22	5.0																																	
		CONNECTORS, MINIATURE, ELECTRICAL, CIRCULAR, TRIPLE-START SELF- LOCKING COUPLING, SCOOP-PROOF, REMOVABLE AND NON-REMOVABLE CRIMP CONTACTS BASED ON TYPE MIL-C-38999, SERIES III		Certificate 222 H		Page 02-02 007-1																												


Types covered by similarity:		Remarks:							
Procurement Specifications		Manufacturer	Nature of Approval	Supervising Authority	Initial Qualification Date				
Generic ESCC 3401 Detail ESCC 3401/057		SOURIAU Connection Technology Marolles en Brie France	Qualification	CNES	May 1995				
Characteristics: All variants are qualified <table border="1" data-bbox="98 833 595 978"> <thead> <tr> <th>Contact Size</th> <th>Ratings (A)</th> </tr> </thead> <tbody> <tr> <td>8, 12, 16 20, 22D</td> <td>33, 17, 10 5.0, 3.0</td> </tr> </tbody> </table> <p>Range: # 20 with standard contact arrangements (3, 6, 10, 19, 26, 32, 41, 53, 61 contacts) # 22 with high density arrangements (6, 13, 22, 37, 55, 66, 79, 100, 128 contacts)</p> <p>Receptacle Shell Sizes: 09, 11, 13, 15, 17, 19, 21, 23, 25</p> <p>Receptacle (contacts # 8, 12, 16, 20, 22D) and Feedthrough (contacts # 8, 12, 16, 20, 22D)</p> <p>Operating Temperature Range (°C): -65 to +200</p>		Contact Size	Ratings (A)	8, 12, 16 20, 22D	33, 17, 10 5.0, 3.0				
Contact Size	Ratings (A)								
8, 12, 16 20, 22D	33, 17, 10 5.0, 3.0								
		CONNECTORS, MINIATURE, ELECTRICAL, CIRCULAR, TRIPLE-START SELF- LOCKING COUPLING, SCOOP-PROOF, HERMETIC RECEPTABLE AND FEEDTHROUGH, BASED ON TYPE MIL-C-38999, SERIES III	Certificate		Page				
			223 G		02-02 008				


Types covered by similarity: Variants 01, 03 to 05, 07 to 09, 11 to 13, 15 to 18		Remarks:		
Procurement Specifications	Manufacturer	Nature of Approval	Supervising Authority	Initial Qualification Date
Generic ESCC 3401 Detail ESCC 3401/079	AXON' CABLE S.A. Montmirail France	Qualification	CNES	May 2009
<p>Characteristics:</p> <p>Variants 01 to 18 are qualified</p> <p>Variants 01 to 08: Plug 3 and 4 Lugs, Straight and Right Angle with pin contact Variants 09 to 18: Bulkhead Jacks, 3 and 4 Lugs, Straight and Right Angle with solder contact</p> <p>All cables are 77Ω MIL-STD- 1553B Data Bus twisted shielded pairs</p> <p>Working Voltage: 200 Vrms Rated Current (contact): 1A Operating Temperature Range (°C): -55 to +150</p>				
	<p>CONNECTORS, ELECTRICAL, TRIAXIAL, BAYONET COUPLING, NON-REMOVABLE CRIMP CONTACTS, MIL-STD-1553B DATABUS, BASED ON TYPE ACB1 SERIES</p>		<p>Certificate 288 C</p>	<p>Page 02-02 009</p>


Types covered by similarity: Variants 01 TO 06. Variant 06 is mandatory where applicable		Remarks:		
Procurement Specifications	Manufacturer	Nature of Approval	Supervising Authority	Initial Qualification Date
Generic ESCC 3401 Detail ESCC 3401/085	C&K Components Dole France	Qualification	CNES	Jan 2016
Characteristics: Variants All Variants are qualified. Variant 06 is mandatory where applicable Operating Temperature Range (°C): -55 to +125				
	FAST LOCKING SCREW LOCK ASSEMBLIES FOR RECTANGULAR CONNECTORS 3401/001, 3401/002 AND CONNECTOR SAVERS 3401/020, 3401/080	Certificate 337	Page 02-02 010	


Types covered by similarity:		Remarks:		
Procurement Specifications	Manufacturer	Nature of Approval	Supervising Authority	Initial Qualification Date
<p>Generic ESCC 3401</p> <p>Detail ESCC 3401/016 3401/017</p>	<p>Smiths Connectors - Hypertac Saint-Aubin-Lès-Elbeuf France</p>	Qualification	CNES	Nov 1982
<p>Characteristics: All variants are qualified</p> <p>Shell specifications and sizes: 3401/016</p> <p>Contact: 3401/017 Crimp wire-wrap solder and savers, 1 to 22 and 64 to 70</p> <p>2 rows: 17, 29, 41, 53, 65, 72, 84, 96, 120 contacts</p> <p>3 rows: 62, 80, 98, 160 contacts</p> <p>Contact Ratings: 5 A (1 contact AWG 22) 1.5 A (>31 contacts, AWG 22)</p> <p>Operating Temperature Range (°C): -55 to +125</p>				
 <p>ESCC European Space Components Coordination QPL</p>	<p>CONNECTORS, ELECTRICAL, REMOVABLE CONTACTS, CRIMP WIRE-WRAP SOLDER AND SAVER, PRINTED CIRCUIT BOARD, BASED ON TYPE HE 801</p>		<p>Certificate 99 N</p>	<p>Page 02-03 001-1</p>


Types covered by similarity:		Remarks:		
Procurement Specifications	Manufacturer	Nature of Approval	Supervising Authority	Initial Qualification Date
<p>Generic ESCC 3401</p> <p>Detail ESCC 3401/039</p>	<p>Smiths Connectors - Hypertac Saint-Aubin-Lès-Elbeuf France</p>	Qualification	CNES	Mar 1987
<p>Characteristics:</p> <p>3 rows contacts: 26, 44, 62, 80, 98, 144</p> <p>Contact codes: 10, 30, 31, 40, 50, 51 and 91</p> <p>Guiding and locking devices codes: 110, 121, 143, 201, 202, 204, 206, 703</p> <p>Contact Ratings: 2 A (1 contact)</p> <p>Operating Temperature Range (°C): -55 to +125</p>				
 <p>ESCC European Space Components Coordination QPL</p>	<p>CONNECTORS, ELECTRICAL, NON-REMOVABLE SOLDER AND WIRE-WRAP CONTACTS AND SAVERS, PRINTED CIRCUIT BOARD, BASED ON TYPE KMC</p>		<p>Certificate</p> <p>149 L</p>	<p>Page</p> <p>02-03 002-1</p>


Types covered by similarity:		Remarks:		
Procurement Specifications	Manufacturer	Nature of Approval	Supervising Authority	Initial Qualification Date
Generic ESCC 3401 Detail ESCC 3401/065	Smiths Connectors - Hypertac Saint-Aubin-Les-Elbeuf France	Qualification	CNES	Aug 1998
Characteristics: Contact: 52, 100, 152, 200, 252, 300, 352 and 400 Contact Codes: 10, 11, 12, 30, 31, 43, 45, 47 and 91 Guiding and Locking Devices Codes: 110, 111, 121, 124, 134 and 201 Operating Temperature Range (°C): -55 to +125				
 <p>ESCC European Space Components Coordination QPL</p>	CONNECTORS AND SAVERS, ELECTRICAL, RECTANGULAR, NON-REMOVABLE, PRINTED CIRCUIT BOARD, BASED ON TYPE MHD	Certificate 250 G	Page 02-03 003-1	


Types covered by similarity:		Remarks:		
Procurement Specifications	Manufacturer	Nature of Approval	Supervising Authority	Initial Qualification Date
Generic ESCC 3401 Detail ESCC 3401/076	Smiths Connectors - Hypertac Saint-Aubin-Les-Elbeuf France	Qualification	CNES	Aug 2007
Characteristics: Max. number of rows 11 Max. number of contacts: 660 Locking and Guiding Devices: Rated current: 1A each contact Total contact compression range: 0.1 to 0.65 mm per contact Compression force: 1.6N per contact Torque for locking devices: 10 N-cm Operating Temperature Range (°C): -55 to +125	All design envelops specified in Table 1(a) of ESCC Detail Specification are qualified -Through holes only -M2 studs with locking nuts and washers -Locating pins not available			
	CONNECTORS, ELECTRICAL, CRIMP CONTACTS, Z-AXIS INTERPOSER, PRINTED CIRCUIT BOARD, BASED ON TYPE RX	Certificate 281 D	Page 02-03 004-1	


Types covered by similarity: - Hermetically sealed receptacle		Remarks:		
Procurement Specifications	Manufacturer	Nature of Approval	Supervising Authority	Initial Qualification Date
<p>Generic ESCC 3402</p> <p>Detail ESCC 3402/001 3402/002 3402/003</p>	RADIALL Saint-Quentin-Fallavier France	Qualification	CNES	Feb 1981
<p>Characteristics:</p> <p>Frequency Range 0-18 GHz</p> <p>3402/001 Pin contact (Plug). Variants 01 to 47 (except 11, 19, 31 –not in use)</p> <p>3402/002 socket contact (Receptacle). Variants 01 to 85 (except 33, 35, 52 –not in use)</p> <p>3402/003 Adapters. Variants 01 to 14</p> <p>Crimp– or solder-type contact for flexible and semi-rigid cables, contacts for micro strip</p> <p>Shell material and finish: Beryllium copper gold plated, copper or nickel underplate; stainless steel, electro-passivated or gold plated.</p> <p>Operating Temperature Range (°C): See Detail Specifications</p>				
	<p>CONNECTORS, RF, COAXIAL, SOLDER AND CRIMP CONTACTS, MALE, FEMALE ADAPTORS AND CONNECTING PIECES, BASED ON TYPE SMA</p>		<p>Certificate 68 N</p>	<p>Page 02-04 001</p>


Types covered by similarity:		Remarks:		
Procurement Specifications	Manufacturer	Nature of Approval	Supervising Authority	Initial Qualification Date
<p>Generic ESCC 3402</p> <p>Detail ESCC 3402/021 3402/022 3402/023</p>	<p>RADIALL Saint-Quentin-Fallavier France</p>	Qualification	CNES	Dec 2007
<p>Characteristics:</p> <p>Frequency Range 0-40 GHz 50 Ohms</p> <p>3402/021 Pin contact (Plug). Variants 01 to 05 and 07 3402/022 Socket contact (Receptacle). Variants 01 to 05 3402/023 Adapters. Variants 01 to 06 Crimp- or solder-type contact for flexible and semi-rigid cables, contacts for micro strip Shell material and finish: passivated amagnetic stainless steel. Operating Temperature Range (°C): -65 to +165</p>				
 <p>ESCC European Space Components Coordination QPL</p>	<p>CONNECTORS, RF, COAXIAL, SOLDER AND CRIMP CONTACTS, MALE, FEMALE ADAPTORS AND CONNECTING PIECES, BASED ON TYPE SMA 2.9</p>		<p>Certificate 283 D</p>	<p>Page 02-04 002</p>

Types covered by similarity: See below the range of qualified variants for each specification		Remarks:		
Procurement Specifications	Manufacturer	Nature of Approval	Supervising Authority	Initial Qualification Date
<p>Generic ESCC 3402</p> <p>Detail ESCC 3402/001, 3402/002, 3402/003 (SMA range) 3402/008, 3402/009, 3402/010 (TNC range) 3402/021, 3402/022, 3402/023 (SMA 2.9 range) 3402/024, 3402/025, 3402/026 (SMP range)</p>	Rosenberger Fridolfing Germany	Qualification	DLR	Dec 2013
<p>Qualified variants:</p> <p>3402/001: 1 to 10, 12 to 18, 20 to 30, 32 to 35, 37 to 47 3402/002: 1 to 24, 27 to 32, 34, 36 to 51, 53 to 61, 65 to 71 3402/003: 1 to 6, 8 to 14 3402/008: 1 to 7; 3402/009: 1 to 5; 3402/010: 1 to 5 3402/021: 1 to 5, 7; 3402/022: 1 to 5; 3402/023: 1 to 6 3402/024: 1 to 26, 28 to 35; 3402/025: 1 to 14; 3402/026: 1 to 13</p>				
	<p>CONNECTORS, RF, COAXIAL, SOLDER AND CRIMP CONTACTS, MALE, FEMALE ADAPTORS AND CONNECTING PIECES, BASED ON TYPES SMA, SMA 2.92 TNC and SMP</p>		<p>Certificate 329 A</p>	<p>Page 02-04 003</p>

Types covered by similarity:		Remarks: 3401/029 termination types GMR7580 and GMR7590 are NOT qualified.			
Procurement Specifications		Manufacturer	Nature of Approval	Supervising Authority	Initial Qualification Date
<p>Generic ESCC 3401</p> <p>Detail ESCC 3401/029 3401/041 3401/032 3401/087</p>		C&K COMPONENTS Dole France	Qualification	CNES	Oct 1986
<p>Characteristics:</p> <p>Layout: 9 - 15 - 21- 25 - 31 - 37 - 51 Contacts, Non removable crimp contacts</p> <p>Variants: 3401/029: 01 and 02 3401/041: 01 to 07 3401/032: 03, 04, 07 to 17 3401/087: 01 to 56</p> <p>Termination types: AWG 25: Uninsulated rigid wire. Bent and straight PCB - Max rated: 2.5 A AWG 26: ESCC 390101302, ESCC 390100256 - Max rated: 2.5 A AWG 28: ESCC 390101301, ESCC 390100261 - Max rated: 1.5 A</p> <p>Nickel or Gold Plated Shells, Operating Temperature Range (°C): -55 to +125</p>					
		<p>CONNECTORS, ELECTRICAL, RECTANGULAR, MICROMINIATURE, CRIMP CONTACT, BASED ON TYPE MDM</p>		<p>Certificate 140 N rev1</p>	<p>Page 02-05 001-1</p>

Types covered by similarity:		Remarks:		
Procurement Specifications	Manufacturer	Nature of Approval	Supervising Authority	Initial Qualification Date
Generic ESCC 3401 Detail ESCC 3401/031	C&K COMPONENTS Dole France	Qualification	CNES	Oct 1986
Characteristics: Shell sizes: 5 through 81 contacts, Non removable crimp contacts Variants: 3401/031: 01&02 Termination Types: AWG 25: Uninsulated rigid wire. Bent PCB - Max rated: 2.5 A AWG 26: ESCC 390101302 - Max rated: 2.5 A AWG 28: ESCC 390101301 - Max rated: 1.5 A Operating Temperature Range (°C): -55 to +125				
 <p>ESCC European Space Components Coordination QPL</p>	CONNECTORS, ELECTRICAL, MICROMINIATURE, CRIMP CONTACT, SINGLE-IN-LINE, BASED ON TYPE MTB		Certificate 141 N	Page 02-05 002-1


Types covered by similarity: Contact sizes 21, 31		Remarks:		
Procurement Specifications	Manufacturer	Nature of Approval	Supervising Authority	Initial Qualification Date
Generic ESCC 3401 Detail ESCC 3401/077 3401/078	C&K COMPONENTS Dole France	Qualification	CNES	Jun 2009
Characteristics: All variants are qualified Range of contacts: 9 - 15 - 21- 25 - 31 - 37—51 Accepts wires AWG 24 or 2x28 in crimping barrel AWG 24 Accepts wires AWG 26 and 28 in crimping barrel AWG 26 Max. rating for 1 isolated contact:- AWG 24 wire: 3.5 A AWG 26 wire and uninsulated AWG 25 solid wire: 2.5 A AWG 28 wire: 1.5 A Nickel or Gold Plated Shells Working Voltage (Max.) 150Vrms Operating Temperature Range (°C): -55 to +125				
	CONNECTORS, ELECTRICAL, RECTANGULAR, MICROMINIATURE, REMOVABLE CRIMP CONTACT, BASED ON TYPE MDMA	Certificate 290 C Rev 1		Page 02-05 003-1


Types covered by similarity:		Remarks:		
Procurement Specifications	Manufacturer	Nature of Approval	Supervising Authority	Initial Qualification Date
<p>Generic ESCC 3401</p> <p>Detail ESCC 3401/081 3401/082 3401/083 3401/084</p>	<p>SOURIAU Connection Technology Marolles en Brie France</p>	Qualification	CNES	Jun 2010
<p>Characteristics:</p> <p>3401/081: Shell variant 01 (glass-fibre reinforced thermoplastic), variant 02 (aluminium alloy). Contacts arrangements 7, 13, 25, 51, 104 contacts. Contacts termination OL3 (straight PCB), 1A7N (90° PCB 2.54mm spacing), 1B7N (90° PCB 2.54mm spacing). Gold-plated shells.</p> <p>3401/082: Shell variant 01 (glass-fibre reinforced thermoplastic), variant 02 (aluminium alloy). Contacts arrangements 7, 13, 25, 51, 104 contacts.</p> <p>3401/083: Contacts variant 01 (male crimp barrel 26), 02 (female crimp barrel 26), 03 (male crimp barrel 24), 04 (female crimp barrel 24). Accepts wires AWG 24, 26, 28</p> <p>3401/084: Accessories variants 01 to 62.</p> <p>Operating Temperature Range (°C): -55 to +125</p>				
	<p>CONNECTORS, ELECTRICAL, RECTANGULAR, MICROMINIATURE, REMOVABLE AND NON- REMOVABLE, GAUGE 26, PCB PIN CONTACT, BASED ON TYPE 8MCG</p>		<p>Certificate 301 C</p>	<p>Page 02-05 004-1</p>


Section 03**Component Type: Crystals**


Sub-Section	Page No.	Cert.	Type Designation	Manufacturer
03-01			Crystals	
	03-01-001-2	333	TO-5 Can	RAKON (F)
	03-01-001-3	308 B	TO-5 Can	KVG (D)
	03-01-002-2	334	TO-8 Can	RAKON (F)
	03-01-002-3	309 B	TO-8 Can	KVG (D)

**SECTION 03-**: INDEX OF CRYSTALS****REP005 Updated Jan 2017**

Types covered by similarity: All variants previously specified in (retired) specifications: 3501/001, 3501/008, 3501/011, 3501/012			Remarks: Upon receipt of a request for any retired Variant, the Manufacturer will allocate a new Specific Crystal Identification Number in accordance with 3501/018. It will have identical crystal characteristics to those of the retired variant.														
Procurement Specifications		Manufacturer	Nature of Approval	Supervising Authority	Initial Qualification Date												
Generic ESCC 3501 Detail ESCC 3501/018		RAKON France Pont Sainte Marie France	Qualification (Previously qualified in Argenteuil site)	CNES	Sept 2015 (Oct 1979)												
Characteristics: TO-5 Can (T 807) All variants are qualified.																	
Frequency Ranges: <table border="1" data-bbox="405 997 898 1182"> <thead> <tr> <th></th> <th>AT (MHz)</th> <th>SC (MHz)</th> </tr> </thead> <tbody> <tr> <td>P1</td> <td>14 to 35</td> <td>15 to 38</td> </tr> <tr> <td>P3</td> <td>20 to 100</td> <td>22 to 110</td> </tr> <tr> <td>P5</td> <td>45 to 140</td> <td>55 to 140</td> </tr> </tbody> </table>							AT (MHz)	SC (MHz)	P1	14 to 35	15 to 38	P3	20 to 100	22 to 110	P5	45 to 140	55 to 140
	AT (MHz)	SC (MHz)															
P1	14 to 35	15 to 38															
P3	20 to 100	22 to 110															
P5	45 to 140	55 to 140															
		CRYSTALS, TO-5 CAN		Certificate 333													
				Page 03-01 001-2													

Types covered by similarity: All variants previously specified in (retired) specifications: 3501/001, 3501/008, 3501/011, 3501/012		Remarks: Upon receipt of a request for any retired Variant, the Manufacturer will allocate a new Specific Crystal Identification Number in accordance with 3501/018. It will have identical crystal characteristics to those of the retired variant.		
Procurement Specifications	Manufacturer	Nature of Approval	Supervising Authority	Initial Qualification Date
Generic ESCC 3501 Detail ESCC 3501/018	KVG Quartz Crystal Technology GmbH Neckarbischofsheim Germany	Qualification	DLR	Apr 2011
Characteristics: All variants are qualified. TO-5 Can (T 807) Frequency Range: 8 - 140 MHz				
 The logo for ESCC (European Space Components Coordination) QPL (Qualified Parts List). It features a globe on the left, the text 'ESCC' in large blue letters, 'European Space Components Coordination' in smaller text below it, and 'QPL' in large blue letters at the bottom.	CRYSTALS, TO-5 CAN	Certificate 308 B		Page 03-01 001-3


Types covered by similarity: All variants previously specified in (retired) specifications: 3501/002 and 3501/009		Remarks: Upon receipt of a request for any retired Variant, the Manufacturer will allocate a new Specific Crystal Identification Number in accordance with 3501/019. It will have identical crystal characteristics to those of the retired variant.			
Procurement Specifications		Manufacturer	Nature of Approval	Supervising Authority	Initial Qualification Date
Generic ESCC 3501 Detail ESCC 3501/019		RAKON France Pont Sainte Marie France	Qualification (Previously qualified in Argenteuil site)	CNES	Sept 2015 Oct 1979
Characteristics: All variants are qualified.					
TO-8 Can (T 1507)					
Frequency Ranges:					
		AT (MHz)	SC (MHz)		
P1		3 to 20	3 to 22		
P3		10 to 30	10 to 33		
P5		15 to 65	16 to 71		
		CRYSTALS, TO-8 CAN		Certificate 334	Page 03-01 002-2


Types covered by similarity: All variants previously specified in (retired) specifications: 3501/002 and 3501/009		Remarks: Upon receipt of a request for any retired Variant, the Manufacturer will allocate a new Specific Crystal Identification Number in accordance with 3501/019. It will have identical crystal characteristics to those of the retired variant.		
Procurement Specifications	Manufacturer	Nature of Approval	Supervising Authority	Initial Qualification Date
Generic ESCC 3501 Detail ESCC 3501/019	KVG Quartz Crystal Technology GmbH Neckarbischofsheim Germany	Qualification	DLR	Apr 2011
Characteristics: All variants are qualified. TO-8 Can (T 1507) Frequency Range: 2.5 - 26 MHz				
 <p>ESCC European Space Components Coordination QPL</p>	CRYSTALS, TO-8 CAN	Certificate 309 B	Page 03-01 002-3	


Section 04


Component Type: Diodes

04-01			Switching	
	04-01-003-2	311 B	Types 1N6640U and 1N6642U	STMicroelectronics
04-02			Power Rectifier	
	04-02-001-3	297 C	Types 1N5806U and 1N5811U	STMicroelectronics
	04-02-001-4	302 C	Types 1N5819U and 1N5822U	STMicroelectronics
	04-02-002-1	272 G	Type STPS20100	STMicroelectronics
	04-02-003-1	274 F	Types BYW-81 and BYV54	STMicroelectronics
04-05			RF/Microwave, Silicon Schottky	
	04-05-001-3	227 F	Schottky, BAS40, BAS70, BXY42-44	Infineon
04-13			RF/Microwave, Varactors	
	04-13-003 1A-B	200 G	PIN and Varactors	API Technologies - RF2M Division
	04-13-003-2A-B	225 F	Multiplier and PIN, DH 2xx and DH 50xxx	Cobham Microwave
	04-13-003-3	273 E	Varactor, Tuning, DH 76xxx	Cobham Microwave

Types covered by similarity:				Remarks:																				
Procurement Specifications		Manufacturer		Nature of Approval	Supervising Authority	Initial Qualification Date																		
Generic ESCC 5000 Detail ESCC 5101/026 5101/027		ST Microelectronics Rennes France		Qualification	CNES	May 2011																		
Characteristics: <table border="1" data-bbox="91 903 1341 1070"> <thead> <tr> <th>Type</th> <th>Variants</th> <th>V_{BR} (V)</th> <th>V_{RWM} (V)</th> <th>I_{FSM} (A)</th> <th>Case</th> </tr> </thead> <tbody> <tr> <td>1N6640U</td> <td>07, 08</td> <td>75</td> <td>75</td> <td>2</td> <td>LCC2-D</td> </tr> <tr> <td>1N6642U</td> <td>07, 08</td> <td>100</td> <td>100</td> <td>2</td> <td>LCC2-D</td> </tr> </tbody> </table> <p>Operating Temperature Range (°C): -65 to +175</p>							Type	Variants	V _{BR} (V)	V _{RWM} (V)	I _{FSM} (A)	Case	1N6640U	07, 08	75	75	2	LCC2-D	1N6642U	07, 08	100	100	2	LCC2-D
Type	Variants	V _{BR} (V)	V _{RWM} (V)	I _{FSM} (A)	Case																			
1N6640U	07, 08	75	75	2	LCC2-D																			
1N6642U	07, 08	100	100	2	LCC2-D																			
		DIODES, SWITCHING, BASED ON TYPES 1N6640U AND 1N6642U			Certificate 311 B		Page 04-01 003-2																	

Types covered by similarity:				Remarks:																							
Procurement Specifications		Manufacturer		Nature of Approval	Supervising Authority	Initial Qualification Date																					
Generic ESCC 5000 Detail ESCC 5101/013 5101/014		ST Microelectronics Rennes France		Qualification	CNES	Nov 2009																					
Characteristics: <table border="1" data-bbox="107 885 1386 1050"> <thead> <tr> <th>ESCC</th> <th>Type</th> <th>Variants</th> <th>V_{BR} (V)</th> <th>V_{RWM} (V)</th> <th>I_{FSM} (A)</th> <th>Case</th> </tr> </thead> <tbody> <tr> <td>5101/014</td> <td>1N5806U</td> <td>13, 14</td> <td>160</td> <td>150</td> <td>33</td> <td>LCC2-A</td> </tr> <tr> <td>5101/013</td> <td>1N5811U</td> <td>11, 12</td> <td>160</td> <td>150</td> <td>100</td> <td>LCC2-B</td> </tr> </tbody> </table> <p>Operating Temperature Range (°C): -65 to +175</p>							ESCC	Type	Variants	V_{BR} (V)	V_{RWM} (V)	I_{FSM} (A)	Case	5101/014	1N5806U	13, 14	160	150	33	LCC2-A	5101/013	1N5811U	11, 12	160	150	100	LCC2-B
ESCC	Type	Variants	V_{BR} (V)	V_{RWM} (V)	I_{FSM} (A)	Case																					
5101/014	1N5806U	13, 14	160	150	33	LCC2-A																					
5101/013	1N5811U	11, 12	160	150	100	LCC2-B																					
		DIODES, POWER RECTIFIER, BASED ON TYPES 1N5806U AND 1N5811U			Certificate 297 C		Page 04-02 001-3																				

Types covered by similarity:		Remarks:																					
Procurement Specifications		Manufacturer	Nature of Approval	Supervising Authority	Initial Qualification Date																		
Generic ESCC 5000 Detail ESCC 5106/020 5106/021		ST Microelectronics Rennes France	Qualification	CNES	Sep 2010																		
Characteristics: Variants 01 and 02 of 5106/020 and Variants 02 and 03 of 5106/021 are qualified																							
<table border="1"> <thead> <tr> <th>Type</th> <th>V_{RWM} (V)</th> <th>dV/dt (V/μs)</th> <th>I_R (μA) @ $V_R=40$</th> <th>I_{FSM} (A)</th> <th>I_O (A) @ T_{amb}</th> </tr> </thead> <tbody> <tr> <td>1N5819U</td> <td>40</td> <td>10 000</td> <td>15 (DC)</td> <td>25</td> <td>1</td> </tr> <tr> <td>1N5822U</td> <td>40</td> <td>10 000</td> <td>80 (pulse)</td> <td>80</td> <td>3</td> </tr> </tbody> </table>						Type	V_{RWM} (V)	dV/dt (V/ μ s)	I_R (μ A) @ $V_R=40$	I_{FSM} (A)	I_O (A) @ T_{amb}	1N5819U	40	10 000	15 (DC)	25	1	1N5822U	40	10 000	80 (pulse)	80	3
Type	V_{RWM} (V)	dV/dt (V/ μ s)	I_R (μ A) @ $V_R=40$	I_{FSM} (A)	I_O (A) @ T_{amb}																		
1N5819U	40	10 000	15 (DC)	25	1																		
1N5822U	40	10 000	80 (pulse)	80	3																		
Operating Temperature Range (°C): -65 to +150 Package Type: LCC2-B																							
		DIODES, POWER SCHOTTKY, BASED ON TYPES 1N5819U AND 1N5822U		Certificate 302 C		Page 04-02 001-4																	

Types covered by similarity: see next page		Remarks:		
Procurement Specifications	Manufacturer	Nature of Approval	Supervising Authority	Initial Qualification Date
Generic ESCC 5000 Detail ESCC 5106/016 5106/017 5106/018 5106/019	ST Microelectronics Rennes France	Qualification	CNES	Nov 2002
Characteristics: Maximum Ratings for 5106/016: V_{RRM} : 100 V I_o : 2 x 20 A dV/dt : 10 000 V/ μ s T_j : + 175°C Package Types TO254, SMD.5 and SMD1 Operating Temperature Range (°C): -65 to +175				
	DIODES, POWER, SCHOTTKY BARRIER, BASED ON TYPE STPS20100	Certificate 272 G	Page 04-02 002-1A	

Types covered by similarity:

ESCC COMP. NO.	VARANTS	RANGE OF COMPONENTS	BASED ON	Test Vehicle/s
5106/016	05,06,07,11	TO-254, SMD0.5, SMD1	STPS20100	33125118ZR
5106/017	01, 02	SMD0.5	STPS1045S	33125209ZN
5106/018	02	SMD1	STPS6045	
5106/019	03, 05	TO254, SMD1	STPS40100	




DIODES, POWER, SCHOTTKY BARRIER,
BASED ON TYPE STPS20H100


Certificate


272 G

Page

04-02
002-1B

Types covered by similarity:		Remarks:		
Procurement Specifications	Manufacturer	Nature of Approval	Supervising Authority	Initial Qualification Date
<p>Generic ESCC 5000</p> <p>Detail ESCC 5103/029 5103/031</p>	<p>ST Microelectronics Rennes France</p>	Qualification	CNES	Aug 2003
<p>Characteristics:</p> <p>5103/029 variants 05 07 and 08 are qualified (types BYW81-200) 5103/031 variant 02 to 05 are qualified (types BYV54-200) Maximum Ratings:</p> <p>V_{RRM}: 200 V I_O: 40 A for BYV 54-200, 15 and 30 A for BYW-81-200 T_j: +150°C Package Types TO254, TO254AA and SMD0.5 Operating Temperature Range (°C): -55 to +150</p>				
 <p>ESCC European Space Components Coordination QPL</p>	<p>DIODES, SILICON, POWER RECTIFIER, HIGH EFFICIENCY, FAST RECOVERY, BASED ON TYPES BYW81 AND BYV54</p>		<p>Certificate 274 F</p>	<p>Page 04-02 003-1</p>

Types covered by similarity:		Remarks: Revision F includes devices previously qualified under Certificates 224 and 236.			
Procurement Specifications		Manufacturer	Nature of Approval	Supervising Authority	Initial Qualification Date
Generic ESCC 5010 Detail ESCC 5512/020 ESCC 5513/017 ESCC 5513/030		INFINEON Technologies AG Neubiberg Germany	Qualification	DLR	Sep 1995
Characteristics: Variants 01 and 03 are qualified 5512/020 Variants 01 and 02 are qualified 5513/017 Variants 01, 02, 05, and 06 are qualified 5513/030					
		DIODES, MICROWAVE, SILICON, SCHOTTKY, GENERAL PURPOSE, BASED ON TYPES BAS 40, BAS 70, AND MICROWAVE, SILICON, PIN, BASED ON TYPES BXY42, BXY43 AND BXY44		Certificate 227 F	Page 04-05 001-3

Types covered by similarity:		Remarks:		
Procurement Specifications	Manufacturer	Nature of Approval	Supervising Authority	Initial Qualification Date
Generic ESCC 5010 Detail ESCC See types covered by similarity	API Technologies - RF2M Milton Keynes England	Qualification	UK Space Agency	Dec 1993
Characteristics: Operating Temperature Range (°C): -65 to +125 and 150				
 <p>ESCC European Space Components Coordination QPL</p>	DIODES, MICROWAVE, SILICON, PIN AND VARACTORS	Certificate 200 G	Page 04-13 003-1A	

Types covered by similarity:


ESCC Spec. No.	Component Type
5513/007	ML4207 to ML 4209, variants 01-03, 06, 08-13, 17, 19, 21-27, 30, 32-37, 41, 43, 45-51, 54, 56-61, 65, 67, 69-72
5513/009	ML4610, ML4617 to ML4619, variants 01-03, 06, 08-13, 17, 19, 21-23, 25-28, 31, 33-38, 42, 44, 46-48, 50-53, 56, 58-63, 67, 69, 71-73, 75-78, 81, 83-88, 92, 94, 96-99
5513/010	ML4611, ML4612, ML4614, ML4615, variants 01-03, 06, 08-13, 17, 19, 21-23, 25-28, 31, 33-38, 42, 44, 46-48, 50-53, 56, 58-63, 67, 69, 71-73, 75-78, 81, 83-88, 92, 94, 96-99
5513/014	ML4622 to ML4624, variants 01-03, 06, 08-13, 17, 19, 21-23, 25-28, 31, 33-38, 42, 45-47, 49-52, 55, 57-58, 61, 63
5513/015	ML4627 to ML4629, variants 01-03, 06, 08-13, 17, 19, 21-23, 25-28, 31, 33-38, 42, 45-47, 49-52, 55, 57-58, 61, 63
5512/001	ML4402, ML4404 to ML4409 and ML40721, variants 01-03,05, 07-12, 14-18, 20, 22-27, 29-33, 35, 37-42, 44-48, 50, 52-57, 59-63, 65, 67-72, 74-78, 80, 82-84, 86, 88, 90-92
5512/003	ML4310 to ML4319, variants 01-02, 05-06, 09-13, 16-17, 20-24, 27-28, 31-35, 38-39, 42-46, 49-50, 53-57, 60-61, 64-68, 71-72, 75-79, 83-85, 89-91, 95
5512/004	ML4331 to ML4335, variants 01-02, 05-06, 09-13, 16-17, 20-24, 27-28, 31-35, 38-39, 42-46, 49-50, 53-55
5512/005	ML4336 to ML4343, variants 01-02, 06-08, 12-14, 18-20, 24-26, 30-32, 36-38, 42-44, 48
5512/006	ML4351 to ML4354, variants 01-02, 05-06, 09-13, 16-17, 20-24, 27-28, 31-35, 38-39, 42-44
5512/007	ML4355 to ML4365, variants 01-02, 06-08, 12-14, 18-20, 24-26, 30-32, 36-38, 42-44, 47-48, 51-52, 55-56



DIODES,
MICROWAVE, SILICON, PIN AND VARACTORS

Certificate
200 G

Page
04-13
003-1B

Types covered by similarity:		Remarks: Certificate 259C has been merged with this certificate beginning February 2012.		
Procurement Specifications	Manufacturer	Nature of Approval	Supervising Authority	Initial Qualification Date
Generic ESCC 5010 Detail ESCC Please refer to the next page	COBHAM MICROWAVE Villebon Sur Yvette France	Qualification	CNES	Jun 1995
Characteristics: Refer to the Detail Specifications Operating Temperature Range (°C): -55 to +125				
	DIODES, MICROWAVE, SILICON, MULTIPLIER AND PIN, BASED ON TYPES DH 2XX AND DH 50XXX	Certificate 225 F	Page 04-13 003-2A	

Types covered by similarity:


ESCC Spec. No.	Component Type
5513/031	DH 50151 to DH 50157, Variants 01 to 56
5513/032	DH 50033 to DH 50037, Variants 01 to 40
5513/033	DH 50201 to DH 50209, Variants 01 to 70
5513/034	DH 50251 to DH 50256, Variants 01 to 41
5513/036	DH 50052 to DH 50057, Variants 01 to 48
5513/037	DH 50071 to DH 50077, Variants 01 to 56
5513/038	DH 50101 to DH 50107, Variants 01 to 56
5512/016	DH 267, Variants 10 to 15 and 16
5512/016	DH 292, Variants 20 to 25 and 26
5512/016	DH 256, Variants 30 to 35 and 36
5512/016	DH 252, Variants 40 to 45 and 46
5512/016	DH 294, Variants 50 to 55 and 56



DIODES,
MICROWAVE, SILICON, MULTIPLIER AND PIN,
BASED ON TYPES DH 2XX AND DH 50XXX

Certificate
225 F


Page
04-13
003-2B

Types covered by similarity:			Remarks:																													
Procurement Specifications		Manufacturer	Nature of Approval	Supervising Authority	Initial Qualification Date																											
Generic ESCC 5010 Detail ESCC 5512/023		COBHAM MICROWAVE Villebon Sur Yvette France	Qualification	CNES	Jun 2003																											
Characteristics: All variants are qualified. <table border="0"> <tr> <td>Maximum Ratings:</td> <td>$V_R = 20$ at $I_R = 10 \mu A$ and $T_{amb} = +25 \text{ }^\circ C$</td> </tr> <tr> <td>Operating Temperature Range ($^\circ C$):</td> <td>-55 to +155</td> </tr> </table>			Maximum Ratings:	$V_R = 20$ at $I_R = 10 \mu A$ and $T_{amb} = +25 \text{ }^\circ C$	Operating Temperature Range ($^\circ C$):	-55 to +155																										
Maximum Ratings:	$V_R = 20$ at $I_R = 10 \mu A$ and $T_{amb} = +25 \text{ }^\circ C$																															
Operating Temperature Range ($^\circ C$):	-55 to +155																															
<table border="0"> <tr> <td>Variants</td> <td>C_j(typ.) (-4 V)</td> <td>Based on Type</td> </tr> <tr> <td>01 to 09</td> <td>1.0 pF</td> <td>DH 76010</td> </tr> <tr> <td>10 to 18</td> <td>1.50 pF</td> <td>DH 76015</td> </tr> <tr> <td>19 to 27</td> <td>2.20 pF</td> <td>DH 76022</td> </tr> <tr> <td>28 to 36</td> <td>2.30 pF</td> <td>DH 76033</td> </tr> <tr> <td>37 to 45</td> <td>4.70 pF</td> <td>DH 76047</td> </tr> <tr> <td>46 to 54</td> <td>6.80 pF</td> <td>DH 76068</td> </tr> <tr> <td>55 to 63</td> <td>10.00 pF</td> <td>DH 76100</td> </tr> <tr> <td>64 to 72</td> <td>15.00 pF</td> <td>DH 76150</td> </tr> </table>	Variants	C_j (typ.) (-4 V)	Based on Type	01 to 09	1.0 pF	DH 76010	10 to 18	1.50 pF	DH 76015	19 to 27	2.20 pF	DH 76022	28 to 36	2.30 pF	DH 76033	37 to 45	4.70 pF	DH 76047	46 to 54	6.80 pF	DH 76068	55 to 63	10.00 pF	DH 76100	64 to 72	15.00 pF	DH 76150					
Variants	C_j (typ.) (-4 V)	Based on Type																														
01 to 09	1.0 pF	DH 76010																														
10 to 18	1.50 pF	DH 76015																														
19 to 27	2.20 pF	DH 76022																														
28 to 36	2.30 pF	DH 76033																														
37 to 45	4.70 pF	DH 76047																														
46 to 54	6.80 pF	DH 76068																														
55 to 63	10.00 pF	DH 76100																														
64 to 72	15.00 pF	DH 76150																														
		DIODES, MICROWAVE, SILICON, HYPER-ABRUPT JUNCTION TUNING VARACTOR BASED ON TYPES DH 76xxx		Certificate 273 E		Page 04-13 003-3																										

Section 05**Component Type: Filters**

Sub-Section	Page No.	Cert.	Type Designation	Manufacturer
05-01			Feedthrough	
	05-01-001-A-B	252 H	Types SFC, SFL, SFP	Exxelia Technologies
05-02			SAW	
	05-02-001	313 B	SAW Filters (transversal band pass/ resonator/notch/low loss impedance element)	Kongsberg Norspace

**SECTION 05-**: INDEX OF FILTERS****REP005 Updated Jan 2017**

Types covered by similarity:		Remarks:		
Procurement Specifications	Manufacturer	Nature of Approval	Supervising Authority	Initial Qualification Date
Generic ESCC 3008 Detail ESCC Please refer to the next page	Exxelia Technologies Chanteloup en Brie France	Qualification	CNES	Aug 1998
Characteristics: All variants specified in the Detail Specifications are qualified. Operating Temperature Range (°C): -55 to +125				
	FILTERS, PI-, C-, AND L- TYPES, FEEDTHROUGH, ELECTROMAGNETIC INTERFERENCE SUPPRESSION, HERMETICALLY AND NON-HERMETICALLY SEALED, BASED ON TYPES SFC, SFL AND SFP	Certificate 252 H		Page 05-01 001-1A

Types covered by certificate:


Domain	Style	Detail Specification	Variants	Capacitance Range (nF)	Rated Current (A)	Rated Voltage (V)
SFC, Hermetic, Glass Fill	SFC 060	3008/026	01 to 06	0.68 to 220	10	25 to 200
	SFC 100	3008/027	01 to 06	1.0 to 1000	10	25 to 200
SFP, Hermetic, Glass Fill	SFP 060	3008/021	01 to 14	2.4 to 89.6	10	35 to 500
	SFP 100	3008/028	01 to 06	0.16 to 1 312.0	10	50 to 300
SFL, Hermetic, Glass Fill	SFL 100	3008/029	01 to 48	17.6 to 1 600	5, 10, 15	40 to 300
Capacitance Range (pF)						
SFC, Non-Hermetic, Resin Fill	SFC 035	3008/031	01 to 06	470 to 22 000	10	25 to 200
	SFC 040	3008/032	01 to 12	470 to 22 000	10	25 to 200
	SFC 060	3008/033	01 to 12	680 to 220 000	10	25 to 200
SFP, Non-Hermetic, Resin Fill	SFP 035	3008/025	01 to 20	2 400 to 35 200	10	35 to 200
	SFP 040	3008/014	01 to 40	750 to 4 800	10 (DC 7 LF)	70 to 250
	SFP 060	3008/030	01 to 28	2 400 to 89 600	10	35 to 500
Capacitance Range (pF)						
SFC, Mixed fill, for soldering	SFC 030V	3008/020	01 to 12	470 to 22 000	1.0 to 5.0	25 to 200



CAPACITOR FILTERS, PI-, C-, AND L- TYPES, FEEDTHROUGH,
 ELECTROMAGNETIC INTERFERENCE SUPPRESSION,
 HERMETICALLY AND NON-HERMETICALLY SEALED,
 BASED ON TYPES SFC, SFL AND SFP

Certificate
 252 H


Page
 05-01
 001-1B


Types covered by similarity:		Remarks:		
Procurement Specifications	Manufacturer	Nature of Approval	Supervising Authority	Initial Qualification Date
Generic ESCC 3502 Detail ESCC 3502/002	Kongsberg Norspace Norway	Qualification	ESA/ESTEC	Aug 2011
Characteristics:				
 <p>ESCC European Space Components Coordination QPL</p>	SAW FILTERS (TRANSVERSAL BAND PASS/RESONATOR/NOTCH/ LOW LOSS IMPEDANCE ELEMENT)	Certificate 313 B		Page 05-01 002

Section 06**Component Type: Fuses**

Sub-Section	Page No.	Cert.	Type Designation	Manufacturer
06-01			Thin film	
	06-01-001	284 D	Type MGA-S	Schurter
	06-01-002	336 A	Type HCSF	Schurter

**SECTION 06-**: INDEX OF FUSES****REP005 Updated Jan 2017**


Types covered by similarity: Variants 02 to 07, 09, 10, 11		Remarks:		
Procurement Specifications	Manufacturer	Nature of Approval	Supervising Authority	Initial Qualification Date
Generic ESCC 4008 Detail ESCC 4008/001	Schurter Lucerne Switzerland	Qualification	ESA	Jun 2008
<p>Characteristics: Variants 01 to 12 are qualified.</p> <p>Rated Voltage (VAC or VDC): 125/125, 63/125 and 32/125 by variant</p> <p>Rated Current (VAC and VDC): 0.14 to 3.5 A by variant</p> <p>AC Interrupt Current (A): 50 at maximum rated voltage, power factor > 0.95</p> <p>DC Interrupt Current (A): at maximum rated voltage, time constant ≤ 1 ms</p> <p>Variants 01 to 10: 300, Variants 11 and 12: 50</p> <p>Operating Temperature Range, (°C): -50 to +125 (90% I_R to 107% I_R)</p>				
 <p>ESCC European Space Components Coordination QPL</p>	<p>FUSES, SURFACE MOUNT, THIN FILM, 0.14 TO 3.5 AMPS, BASED ON TYPE MGA-S</p>		<p>Certificate 284 D</p>	<p>Page 06-01 001</p>


Types covered by similarity: Variants 24, 26, 28 , 32 are qualified (5A, 7.5A, 10A, 15A)		Remarks:		
Procurement Specifications	Manufacturer	Nature of Approval	Supervising Authority	Initial Qualification Date
Generic ESCC 4008 Detail ESCC 4008/002	Schurter Lucerne Switzerland	Qualification	ESA	Jan 2016
Characteristics: Variants 24, 26, 28 , 32 are qualified.				
Operating Temperature Range, (°C): -50 to +125 (T _{amb} 106% I _R to 80% I _R)				
 <p>ESCC European Space Components Coordination QPL</p>	FUSES, SOLID STATE, THIN FILM, BASED ON TYPE HCSF	Certificate 336 A	Page 06-01 002	

Section 07**Component Type: Inductors**

Sub-Section	Page No.	Cert.	Type Designation	Manufacturer
07-01			Fixed, RF	
	07-01-001	241 H	Types MSC1 10K, 12K, 20K and H01	Exxelia Magnetics
07-02			Power	
	07-02-002	276 E	Types SESI and CMC	Exxelia Magnetics

**SECTION 07-**: INDEX OF INDUCTORS****REP005 Updated Jan 2017**

Types covered by similarity:							Remarks:		
Procurement Specifications				Manufacturer			Nature of Approval	Supervising Authority	Initial Qualification Date
Generic ESCC 3201 Detail ESCC 3201/008				Exxelia Magnetics (Microspire) Illange France			Qualification	CNES	Apr 1997
Characteristics: Variants 01 to 05 are qualified									
Series No.	Range (μH)	Tolerance (±%)	Q min.	Min. SRF f _r (MHz)	Max. DCR, R _{dc} (Ω)	Rated DC Current, I _R (mA)			
10k	0.010- 10	2.0, 5.0, 10	60 - 42	1000 - 33	0.025 - 3.3	750 - 87			
12k	12 - 1000	2.0, 5.0, 10	56 - 12	26 - 1.5	2.0 - 120	110 - 15			
20k	0.010 - 1000	10	75 - 30	1000 - 1.7	0.04 - 80	1000 - 25			
H01	0.380 - 100	15	30	8	0.029 - 3.8	1500 - 100			
Dielectric Withstanding Voltage (DWV): 200 Vrms									
Operating Temperature Range (°C): -55 to +125									
			INDUCTORS, FIXED, RF, MINIATURE, MOULDED, SURFACE MOUNT, BASED ON SERIES MSC1 10k, 12k, 20k and H01				Certificate 241 H		Page 07-01 001

Types covered by similarity:		Remarks: Termination finish shall be Sn90Pb10			
Procurement Specifications		Manufacturer	Nature of Approval	Supervising Authority	Initial Qualification Date
Generic ESCC 3201 Detail ESCC 3201/009 3201/010		Exxelia Magnetics (Microspire) Illange France	Qualification	CNES	Apr 2004
Characteristics: 3201/009 Variants 01 to 08 are qualified 3201/010 Variants 01, 03 and 05 are qualified 3201/009 SESI 14 15 15W 18 9.1 22 32WR 32PR Variant 01 02 03 04 05 06 07 08 3201/010 CMC 15 18 22 Variant 01 02 03 Operating Temperature Range (°C): -55 to +125					
		INDUCTORS, POWER, MOULDED, SURFACE MOUNT, BASED ON SERIES SESI AND CMC		Certificate 276 E	Page 07-02 002

Section 08


Component Type: Microcircuits

Sub-Section	Page No.	Cert.	Type Designation	Manufacturer
08-80			Digital C-MOS	
	08-80-001-2 A to E	73 Q	4000 B Series	ST Microelectronics
	08-80-002-2 A to F	190 L	54HCMOS Series	ST Microelectronics
	08-80-003	278 E	MH1RT	Atmel
	08-80-004	312 B	Types ATC18RHA, ATF280F and ATF280F	Atmel
	08-80-005	342	ATMX150RHA	Atmel
08-90			Linear Switching Regulator	
	08-90-001	344	Pulse Width Modulator, based on types ST1843 and ST1845	ST Microelectronics



SECTION 08-**: INDEX OF MICROCIRCUITS

REP005 Updated Jan 2017

Types covered by similarity: See next pages		Remarks: Various products have been terminated —last time buy 30th June 2017. Please refer to the next 4 pages. For more information contact ST Microelectronics REF: PCN/RNS/HR/17001			
Procurement Specifications		Manufacturer	Nature of Approval	Supervising Authority	Initial Qualification Date
Generic ESCC 9000 Detail ESCC See types covered by similarity		ST Microelectronics Rennes France	Qualification	CNES	Apr 1981
Characteristics: Package Types: Ceramic Dual-in-Line Ceramic Flat Pack					
 <p>ESCC European Space Components Coordination QPL</p>	MICROCIRCUITS, DIGITAL, C-MOS-B, 4000B SERIES		Certificate 73 Q	Page 08-80 001-2A	

Types covered by similarity:

ESCC Spec. No.	Component Type	Component Type
9201/041	Quad 2-input NOR gate	4001B
9201/042	Dual 4-input NOR gate	4002B
9202/039	4-bit full adder	4008B
9201/043	Quad 2-input NAND gate	4011B
9201/044	Dual 4-input NAND gate	4012B <i>Product Terminated -Last time buy 30-Jun-17</i>
9203/023	Dual D-type flip-flop	4013B
9306/014	8-stage synchronous static shift register	4014B
9306/015	Dual 4-stage static shift register with serial input/parallel input	4015B
9204/020	Decade counter/divider	4017B
9204/021	Presetable divide-by-N counter	4018B
9202/051	Quad AND/OR select gate	4019B
9204/022	14-stage ripple carry binary counter/divider	4020B
9306/016	8-stage static shift register	4021B
9204/023	Octal counter/divider	4022B
9201/045	Triple 3-input NAND gates	4023B
9204/024	7-stage ripple carry binary counter/divider	4024B <i>Product Terminated -Last time buy 30-Jun-17</i>
9201/046	Triple 3-input NOR gate	4025B <i>Product Terminated -Last time buy 30-Jun-17</i>
9203/022	Dual J-K master slave flip-flop	4027B



MICROCIRCUITS, DIGITAL,
C-MOS-B, 4000B SERIES

Certificate

73 Q

Page

08-80
001-2B

Types covered by similarity:

ESCC Spec. No.	Component Type	Component Type
9205/010	BCD-to-decimal or binary-to-octal decoder	4028B
9204/025	Presetable up/down counter binary or BCD decade	4029B
9201/047	Quad 2-input exclusive OR gates	4030B
9306/025	8-stage static bidirectional parallel/serial input/output bus register with 3 state output	4034B <i>Product Terminated - Last time buy 30-Jun-17</i>
9204/026	12-stage ripple carry binary counter/divider	4040B
9202/040	Quad true/complement buffer with unbuffered outputs	4041UB
9202/041	Quad clocked D latch	4042B <i>Product Terminated -Last time buy 30-Jun-17</i>
9202/042	Quad NOR 3-state R/S latches	4043B
9202/043	Quad NAND 3-state R/S latch	4044B
9202/044	Micropower phase-locked loop	4046B
9207/003	Low power monostable/astable multivibrator	4047B
9202/045	Hex buffer/converter (inverting type)	4049UB
9202/046	Hex buffer/converter (non-inverting type)	4050B
9202/047	Analogue multiplexer/demultiplexer	4051B
9202/048	Analogue multiplexer/demultiplexer	4052B
9202/049	Triple 2-channel analogue multiplexer/demultiplexer	4053B
9209/001	4-bit magnitude comparator	4063B
9204/052	14-stage ripple-carry binary counter/divider and oscillator	4060B



MICROCIRCUITS, DIGITAL,
C-MOS-B, 4000B SERIES

Certificate

73 Q

Page

08-80
001-2C

Types covered by similarity:

ESCC Spec. No.	Component Type	Component Type
9408/005	Quad bilateral switch	4066B
9408/009	Analogue multiplexer/demultiplexer	4067B
9201/061	8-input NAND gate	4068B
9401/010	Hex inverter	4069UB
9201/048	Quad exclusive OR gate	4070B
9201/063	Quad 2-input OR gate	4071B
9201/082	Dual 4-input OR gate	4072B
9201/064	Triple 3-input AND gate	4073B
9201/065	Triple 3-input OR gate	4075B
9306/022	4-bit D-type register with 3-state output	4076B
9201/055	Quad exclusive NOR gate	4077B
9201/062	8-input OR/NOR gate	4078B <i>Product Terminated -Last time buy 30-Jun-17</i>
9201/052	Quad 2-input AND gate	4081B
9201/066	Dual 4-input AND gate	4082B
9409/002	Quad 2-input NAND gate with Schmitt trigger input	4093B
9306/026	8-stage shift and store bus register with synchronous serial outputs and 3-state parallel output	4094B
9206/003	Dual monostable multivibrator	4098B



MICROCIRCUITS, DIGITAL,
C-MOS-B, 4000B SERIES

Certificate

73 Q

Page

08-80
001-2D

Types covered by similarity:

ESCC Spec. No.	Component Type	Component Type
9401/030	Hex non-inverting buffers with 3-state output	4503B
9408/006	8-channel multiplexer with 3-state output	4512B
9408/012	4-bit latch/4-to-16 decoder	4514B
9205/011	4-bit latch/4-to-16 line decoder	4515B
9204/045	Synchronous quad presettable up/down binary counter	4516B
9204/028	Dual binary up counter	4520B
9202/065	8-bit priority encoder	4532B
9207/007	Dual monostable multivibrator with reset	4538B
9408/011	Dual 1-of-4 decoder/demultiplexer	4555B
9408/025	Dual 1-of-4 decoder/demultiplexer (output low on select)	4556B
9204/036	Presettable 8-bit synchronous down-counter	40103B
9409/005	Hex Schmitt-trigger	40106B
9401/013	Dual 2-input NAND buffer/driffer	40107B
9407/003	Quad low-to-high 3-state voltage level shifter	40109B
9204/054	Programmable 4-bit binary counter with asynchronous clear	40161B
9203/038	Hex D-type flip-flop	40174B
9204/041	Presettable binary up/down counter (dual clock with reset)	40193B




MICROCIRCUITS, DIGITAL,
C-MOS-B, 4000B SERIES

Certificate

73 Q

Page

08-80
001-2E

Types covered by similarity: See next pages		Remarks:		
Procurement Specifications	Manufacturer	Nature of Approval	Supervising Authority	Initial Qualification Date
Generic ESCC 9000	ST Microelectronics Rennes France	Qualification	CNES	Nov 1992
Detail ESCC See types covered by similarity				
Characteristics: Qualified Packages: <ul style="list-style-type: none"> • Ceramic Dual-in-Line • Ceramic Flat Pack 				
NOTES 1. These parts have successfully passed radiation testing to 50 kRads.				
	MICROCIRCUITS, DIGITAL, MONOLITHIC, HIGH SPEED CMOS, 54HC AND 54HCT SERIES	Certificate 190 L	Page 08-80 002-2A	

Types covered by similarity:

ESCC Spec. No.	Component Type	Component Type	Note
9201/105	Quad 2-input NAND gate	54HC 00	1
9201/113	Quad 2-input NOR gate	02	1
9201/114	Quad 2-input NAND gate with open drain output	03	1
9401/033	Hex inverter	04	1
9201/106	Quad 2-input positive AND gate	08	1
9201/107	Triple 3-input NAND gate	10	1
9201/117	Triple 3-input AND gate	11	1
9409/007	Hex Schmitt trigger inverter	14	1
9201/118	Dual 4-input NAND gate	20	1
9201/108	Dual 4-input AND gate	21	1
9201/109	Triple 3-input NOR gate	27	1
9201/110	8-input NAND gate	30	1
9201/111	Quad 2-input OR gate	32	1
9203/050	Dual D-type flip-flop with preset and clear	74	1
9209/004	4-bit magnitude comparator	85	1
9201/119	Quad 2-input exclusive OR gate	86	1



MICROCIRCUITS, DIGITAL, MONOLITHIC,
HIGH SPEED CMOS, 54HC AND 54HCT SERIES

Certificate

190 L

Page

08-80
002-2B

Types covered by similarity:

ESCC Spec. No.	Component Type	Component Type	Note
9306/048	Dual J-K positive edge triggered flip-flop with preset and clear	54HC 109	1
9207/006	Dual positive or negative edge Schmitt-retriggerable monostable multivibrator with clear	123	1
9401/039	Quad bus buffer with 3 state output	125	1
9201/120	Quad 2-input NAND gate with Schmitt-trigger input	132	1
9205/013	3-to-8 line decoder/demultiplexer with address latch and inverted output	137	1
9408/046	3-to-8 line decoder/demultiplexer with inverted output	138	1
9205/017	Dual 2-to-4 line decoder/demultiplexer with inverted output	139	1
9410/017	8-line to 3-line priority encoder	148	1
9408/054	8-line to 1-line data selector/multiplexer	151	1
9408/038	Dual 4-line to 1-line data selectors/multiplexer	153	1
9205/023	4-to-16 line decoder/demultiplexer with inverted output	154	1
9408/057	Quad 2-line to 1-line data selector/multiplexer	157	1
9408/059	Quad 2-line to 1-line data selector/multiplexer with inverted output	158	1
9204/062	Synchronous presettable 4-bit decade counter with direct clear	160	1
9204/059	Asynchronous 4-bit binary counter	161	1
9306/041	8-bit SIPO shift register	164	1
9306/042	8-bit PISO shift register	165	1



MICROCIRCUITS, DIGITAL, MONOLITHIC,
HIGH SPEED CMOS, 54HC AND 54HCT SERIES

Certificate

190 L

Page

08-80
002-2C

Types covered by similarity:

ESCC Spec. No.	Component Type	Component Type	Note
9306/043	8-bit PISO shift register	54HC 166	1
9306/052	Hex D-type edge-triggered flip-flop with clear	174	1
9203/052	Quad D-type edge-triggered flip-flop with clear	175	1
9204/066	Synchronous 4-bit up/down binary counter	191	1
9204/065	Synchronous 4-bit up/down binary counter (dual clock with clear)	193	1
9306/047	4-bit PIPO shift register	194	1
9205/021	3-line to 8-line decoder/demultiplexer with address latch	237	1
9401/034	Octal bus buffer with inverted 3-state output	240	1
9401/048	Octal bus buffer with 3-state output	244	1
9405/013	Octal bus transceiver with 3-state output	245	1
9408/048	1-to-8 data selector/multiplexer with 3-state output	251	1
9408/047	Quad 2-line to 1-line data selector/multiplexer with 3-state output	257	1
9203/073	8-bit addressable latch	259	1
9203/053	Octal D-type edge-triggered flip-flop with clear	273	1
9208/003	9-bit odd/even parity generator/checker	280	1



MICROCIRCUITS, DIGITAL, MONOLITHIC,
HIGH SPEED CMOS, 54HC AND 54HCT SERIES

Certificate

190 L

Page

08-80
002-2D

Types covered by similarity:

ESCC Spec. No.	Component Type	Component Type	Note
9202/075	4-bit binary full adder with fast carry	54HC 283	1
9401/044	Hex bus buffer with 3-state output	367	1
9203/059	Octal D-type transparent latch with 3-state output	373	1
9203/060	Octal D-type edge-triggered flip-flop with 3-state output	374	1
9204/074	Dual 4-bit negative edge-triggered binary counter	393	1
9401/049	Octal bus buffer with inverted 3-state output	540	1
9401/047	Octal bus buffer with 3-state output	541	1
9202/072	Octal D-type transparent latch with 3-state output	573	1
9203/054	Octal D-type edge-triggered flip-flop with 3-state output	574	1
9204/071	8-bit binary counter with 3-state output register	590	1
9306/051	8-bit shift register with 3-state output register	595	1
9306/054	8-bit PISO shift register	597	1
9209/005	8-bit identify comparator	688	1
9204/070	Asynchronous negative-edge-triggered 14-bit binary counter	4020	1
9204/069	Asynchronous negative edge-triggered 12-bit binary counter	4040	1
9401/037	Hex buffer/converter with inverted output	4049	1
9401/038	Hex buffer/converter	4050	1



MICROCIRCUITS, DIGITAL, MONOLITHIC,
HIGH SPEED CMOS, 54HC AND 54HCT SERIES

Certificate

190 L

Page

08-80
002-2E

Types covered by similarity:


ESCC Spec. No.	Component Type	Component Type	Note
9408/064	Analogue multiplexer/demultiplexer	54HC 4051	1
9408/065	Analogue multiplexer/demultiplexer (triple 2-channel)	4053	1
9204/076	Asynchronous negative-edge-triggered 14-bit binary counter and oscillator	4060	1
9408/052	Quad bilateral switch	4066	1
9201/123	8-input OR/NOR gate	4078	1
9306/050	8-bit SIPO shift latch register with 3-state output	4094	1
9205/019	4-to-16 line decoder/latch	4514	1
9203/070	Dual D-type flip-flop with preset and clear	54HCT 74	1
9402/009	Octal bus buffer with 3-state output	244	1
9405/014	Octal bus transceiver with 3-state output	245	1
9203/064	Octal D-type transparent latch with 3-state output	373	1





MICROCIRCUITS, DIGITAL, MONOLITHIC,
HIGH SPEED CMOS, 54HC AND 54HCT SERIES


Certificate
190 L

Page
08-80
002-2F

Types covered by similarity: .		Remarks:			
Procurement Specifications		Manufacturer	Nature of Approval	Supervising Authority	Initial Qualification Date
Generic ESCC 9000 Detail ESCC 9202/076		Atmel Nantes SAS Nantes France	Qualification	CNES	Dec 2006
Characteristics:					
		INTEGRATEC CIRCUITS, SILICON MONOLITHIC, CMOS GATE/EMBEDDED ARRAY BASED ON TYPE MH1RT		Certificate 278 E	Page 08-80 003

Types covered by similarity:		Remarks:				
Procurement Specifications		Manufacturer		Nature of Approval	Supervising Authority	Initial Qualification Date
Generic ESCC 9000 Detail ESCC 9202/080 9512/004 9304/165		Atmel Nantes SAS Nantes France		Qualification	CNES	Aug 2012
Characteristics: 9202/080: INTEGRATEC CIRCUITS, SILICON MONOLITHIC, CMOS CELL-BASED ARRAY BASED ON TYPE ATC18RHA 9512/004: INTEGRATEC CIRCUITS, SILICON, 32-BIT SPARC PROCESSOR, BASED ON TYPE AT697F 9304/165: INTEGRATEC CIRCUITS, SILICON MONOLITHIC, CMOS DIGITAL, FIELD PRO GRAMMABLE GATE ARRAY, 280000 GATES, BASED ON TYPE ATF280F						
		INTEGRATEC CIRCUITS, SILICON MONOLITHIC, CMOS CELL-BASED ARRAY BASED ON TYPE ATC18RHA		Certificate 312 B		Page 08-80 004

Types covered by similarity: .		Remarks:			
Procurement Specifications		Manufacturer	Nature of Approval	Supervising Authority	Initial Qualification Date
Generic ESCC 9000 Detail ESCC 9202/083		Atmel Nantes SAS Nantes France	Qualification	CNES	Aug 2016
Characteristics:					
	INTEGRATEC CIRCUITS, SILICON MONOLITHIC, CMOS CELL-BASED ARRAY BASED ON TYPE ATMX150RHA—Ph1 DIGITAL ONLY 7MGATES 5ML		Certificate 342		Page 08-80 005

Types covered by similarity:		Remarks:			
Procurement Specifications		Manufacturer	Nature of Approval	Supervising Authority	Initial Qualification Date
Generic ESCC 9000 Detail ESCC 9108/020 9108/021		ST Microelectronics Rennes France	Qualification	CNES	Nov 2016
Characteristics: Variants 01, 02					
 <p>ESCC European Space Components Coordination QPL</p>	INTEGRATEC CIRCUITS, PULSE WIDTH MODULATOR, BASED ON TYPES ST1843 AND ST1845		Certificate 344	Page 08-90 001	

Section 09


Component Type: Relays


Sub-Section	Page No.	Cert.	Type Designation	Manufacturer
09-01			Non-Latching, 28Vdc Contact Rating	
	09-01-001	102 H	Type T**	REL STPI
	09-01-002	02 M	Type GP5	LEACH
	09-01-004	205 E	Type E 215	REL STPI
	09-01-004-3	318 B	Type M300	LEACH Sarralbe
09-02			Latching, 28Vdc Contact Rating	
	09-02-001	88 J	Type TL	REL STPI
	09-02-002	13 M	Type GP2	LEACH
	09-02-003	98 G	Type EL415	REL STPI
	09-02-003-3	317 B	Type M402	LEACH Sarralbe
	09-02-004	167 G	Type EL215	REL STPI
	09-02-004-3	310 B	Type M302	LEACH Sarralbe
	09-02-006	240 F	Type D	LEACH Niort
09-03			Latching, 50Vdc Contact Rating	
	09-03-001	93 L	Type GP250	LEACH





SECTION 09-**: INDEX OF RELAYS


REP005 Updated Jan 2017


Types covered by similarity: Rated Coil Voltages 5, 6, 9, 12 and 18 Vdc		Remarks:			
Procurement Specifications		Manufacturer	Nature of Approval	Supervising Authority	Initial Qualification Date
Generic ESCC 3601 Detail ESCC 3601/002		REL-STPI St Jean de la Ruelle France	Qualification	CNES	Feb 1983
Characteristics: Variants 01 to 06 are qualified Contact Rating 1A at 28Vdc Contact Configuration 2PDT Package Type TO-5 Can Coil Voltage 5 - 26.5 Vdc Operating Temperature Range (°C): -65 to +125					
		RELAY, NON-LATCHING, ELECTROMAGNETIC, TYPE T **		Certificate 102 H	Page 09-01 001


Types covered by similarity: Coil Voltages 6 and 12 Vdc		Remarks: Production of these relays will stop at this plant in February 2017.			
Procurement Specifications		Manufacturer	Nature of Approval	Supervising Authority	Initial Qualification Date
Generic ESCC 3601 Detail ESCC 3601/003		LEACH International Europe Niort France	Qualification	CNES	Apr 1978
Characteristics: Variants 01 to 08 are qualified Contact Rating 2 A at 28 Vdc Contact Configuration 2 PDT Package Type Half-crystal can Coil Voltage 26.5 Vdc Operating Temperature Range (°C): -65 to +125					
		RELAY, NON-LATCHING, ELECTROMAGNETIC, TYPE GP 5		Certificate 02 M	Page 09-01 002


Types covered by similarity: Coil Voltage 12 Vdc		Remarks:			
Procurement Specifications		Manufacturer	Nature of Approval	Supervising Authority	Initial Qualification Date
Generic ESCC 3601 Detail ESCC 3601/007		REL STPI St Jean de la Ruelle France	Qualification	CNES	Jan 1994
Characteristics: Variants 03, 04 and 06 are qualified Contact Rating 15 A at 28 Vdc Contact Configuration 2 PDT Package Type Half cubic inch can Coil Voltage 12 and 28 Vdc Operating Temperature Range (°C): -65 to +125					
		RELAY, NON-LATCHING, ELECTROMAGNETIC, TYPE E 215		Certificate 205 E	Page 09-01 004


Types covered by similarity: Coil Voltage 12 Vdc		Remarks:			
Procurement Specifications		Manufacturer	Nature of Approval	Supervising Authority	Initial Qualification Date
Generic ESCC 3601 Detail ESCC 3601/007		LEACH Sarralbe France	Qualification	CNES	Feb 2012
Characteristics: Variants 03, 04 and 06 are qualified Contact Rating 15 A at 28 Vdc Contact Configuration 2 PDT Package Type Half cubic inch can Coil Voltage 12 and 28 Vdc Operating Temperature Range (°C): -65 to +125					
		RELAY, NON-LATCHING, ELECTROMAGNETIC, TYPE M300		Certificate 318 B	Page 09-01 004-3


Types covered by similarity: Rated Coil Voltages 5, 6, 9, 12 and 18 Vdc		Remarks: As from September 2015, in relation to NCCS 2STPI501 , each delivery of TL26 parts shall be subject to an official prior agreement by the ESCC Executive during a MRB.			
Procurement Specifications		Manufacturer	Nature of Approval	Supervising Authority	Initial Qualification Date
Generic ESCC 3602 Detail ESCC 3602/002		REL-STPI Saint Jean de la Ruelle France	Qualification	CNES	Jan 1982
Characteristics: Variants 01 to 06 are qualified Contact Rating 1 A at 28 Vdc Contact Configuration 2 PDT Package Type TO-5 Can Coil Voltage 26.5 Vdc Operating Temperature Range (°C): -65 to +125					
		RELAY, LATCHING, ELECTROMAGNETIC, TYPE TL	Certificate 88 J	Page 09-02 001	


Types covered by similarity: Coil Voltages 6 and 12 Vdc		Remarks: Production of these relays will stop at this plant in February 2017.			
Procurement Specifications		Manufacturer	Nature of Approval	Supervising Authority	Initial Qualification Date
Generic ESCC 3602 Detail ESCC 3602/003		LEACH International Europe Niort France	Qualification	CNES	Jan 1979
Characteristics: Variants 01 to 08 are qualified Contact Rating 2 A at 28 Vdc Contact Configuration 2 PDT Package Type Half-size crystal can Coil Voltage 26.5 Vdc Operating Temperature Range (°C): -65 to +125					
		RELAY, LATCHING, ELECTROMAGNETIC, TYPE GP 2	Certificate 13 M		Page 09-02 002


Types covered by similarity: Coil voltage : 12 Vdc		Remarks:			
Procurement Specifications		Manufacturer	Nature of Approval	Supervising Authority	Initial Qualification Date
Generic ESCC 3602		REL STPI St Jean de la Ruelle France	Qualification	CNES	Nov 1982
Detail ESCC 3602/004					
Characteristics: Variants 04, 06 and 09 and 14, 16 and 19 are qualified Contact Rating 15 A at 28 Vdc Contact Configuration 4PDT Package Type Cubic inch can Coil Voltage 28 Vdc Operating Temperature Range (°C): -65 to +125					
		RELAY, LATCHING, ELECTROMAGNETIC, TYPE EL 415		Certificate 98 G	
				Page 09-02 003	

Types covered by similarity: Coil voltage : 12 Vdc		Remarks:			
Procurement Specifications		Manufacturer	Nature of Approval	Supervising Authority	Initial Qualification Date
Generic ESCC 3602		LEACH Sarralbe France	Qualification	CNES	Feb 2012
Detail ESCC 3602/004					
Characteristics: Variants 04, 06 and 09 and 14, 16 and 19 are qualified Contact Rating 15 A at 28 Vdc Contact Configuration 4PDT Package Type Cubic inch can Coil Voltage 28 Vdc Operating Temperature Range (°C): -65 to +125					
		RELAY, LATCHING, ELECTROMAGNETIC, TYPE M402		Certificate 317 B	Page 09-02 003-3

Types covered by similarity: Coil voltage : 12 Vdc		Remarks:			
Procurement Specifications		Manufacturer	Nature of Approval	Supervising Authority	Initial Qualification Date
Generic ESCC 3602		REL STPI St Jean de la Ruelle France	Qualification	CNES	Feb 1990
Detail ESCC 3602/009					
Characteristics: Variants 03, 04 and 06 and 13, 14 and 16 are qualified Contact Rating 15 A at 28 Vdc Contact Configuration 2PDT Package Type Half-cubic inch can Coil Voltage 28 Vdc Operating Temperature Range (°C): -65 to +125					
		RELAY, LATCHING, ELECTROMAGNETIC, TYPE EL 215		Certificate 167 G	Page 09-02 004

Types covered by similarity: Coil voltage : 12 Vdc		Remarks:			
Procurement Specifications		Manufacturer	Nature of Approval	Supervising Authority	Initial Qualification Date
Generic ESCC 3602		LEACH Sarralbe France	Qualification	CNES	Apr 2011
Detail ESCC 3602/009					
Characteristics: Variants 03, 04 and 06 and 13, 14 and 16 are qualified Contact Rating 15 A at 28 Vdc Contact Configuration 2PDT Package Type Half-cubic inch can Coil Voltage 28 Vdc Operating Temperature Range (°C): -65 to +125					
		RELAY, LATCHING, ELECTROMAGNETIC, BASED ON TYPE M302		Certificate 310 B	Page 09-02 004-3

Types covered by similarity: Coil Voltages 6 and 12 Vdc		Remarks: Production of these relays will stop at this plant in February 2017.			
Procurement Specifications		Manufacturer	Nature of Approval	Supervising Authority	Initial Qualification Date
Generic ESCC 3602 Detail ESCC 3602/019		LEACH International Europe Niort France	Qualification	CNES	Apr 1997
Characteristics: Variants 01 to 11 are qualified Contact Rating 1 A at 28 Vdc Contact Configuration 2 PDT Package Type 1/6 crystal can Coil Voltage 26.5 Vdc Operating Temperature Range (°C): -65 to +125					
		RELAY, LATCHING, ELECTROMAGNETIC, TYPE D		Certificate 240 F	Page 09-02 006

Types covered by similarity: Coil Voltage 12 Vdc		Remarks: Production of these relays will stop at this plant in February 2017.			
Procurement Specifications		Manufacturer	Nature of Approval	Supervising Authority	Initial Qualification Date
Generic ESCC 3602 Detail ESCC 3602/010		LEACH International Europe Niort France	Qualification	CNES	Feb 1982
Characteristics: Variants 01 to 06 are qualified Contact Rating 2 A at 50 Vdc (100000 ops) Contact Configuration 2 PDT Package Type Half-size crystal can Coil Voltage 26.5 Vdc Operating Temperature Range (°C): -65 to +125					
		RELAY, LATCHING, ELECTROMAGNETIC, TYPE GP 250		Certificate 93 L	Page 09-03 001

Section 10

Component Type: Resistors

Sub-Section	Page No.	Cert.	Type Designation	Manufacturer
10-07			Shunts	
	10-07-001	285 D	Types SMV-PW and SM*-PT	Isabellenhütte
10-08			Fixed, Film	
	10-08-006	256 H	Surface Mount, Type MS1	Vishay Electronic GmbH
	10-08-007	289 C	Surface Mount, Type TNPS	Vishay Electronic GmbH
10-09			Chip	
	10-09-002 A to D	287 D	Type PHR; PFRR; PRAHR/CNWHR	Vishay S.A., Sfernice
	10-09-003	314 B	Type CHP	Vishay S.A., Sfernice
10-11			Flexible, Foil, Heaters	
	10-11-001-1	184 L	Single & Double Layer	IRCA
	10-11-002	325 A	Single & Double Layer	Minco
	10-11-003	330 A	Single & Double Layer	IRCA

Types covered by similarity:
Tolerance ($\pm\%$) = 0.1, 0.5, 1.0

Remarks:


Procurement Specifications	Manufacturer	Nature of Approval	Supervising Authority	Initial Qualification Date
----------------------------	--------------	--------------------	-----------------------	----------------------------


Generic ESCC 4001	VISHAY Electronic GmbH Division Draloric Selb Germany	Qualification	DLR	Oct 1999
Detail ESCC 4001/022				


Characteristics: Critical R = 160 k Ω

Range (Ω)	Tol. ($\pm\%$)	TC (\pm ppm/ $^{\circ}$ C)	Value Series
43.2 - 1.004 M	0.1	50	E96
10.0 - 1.004 M	0.5		
2.20 - 5.114 M	1.0		
43.2 - 1.004 M	0.1	25	E96
10.0 - 1.004 M	0.5		
10.0 - 1.004 M	1.0		
43.2 - 0.2213 M	0.1	15	E96
10.0 - 0.5113 M	0.5		

Operating Temperature Range, ($^{\circ}$ C): -55 to +125

	RESISTORS,	Certificate	Page
	FILM, FIXED, SURFACE MOUNT, NON-HERMETICALLY SEALED, BASED ON TYPE		
	MS1	256 H	10-08 006

Types covered by similarity: Temperature Coefficient (\pm ppm/ $^{\circ}$ C): 25, 50 Tolerance (\pm %) = 0.5, 1.0				Remarks:																																									
Procurement Specifications			Manufacturer		Nature of Approval	Supervising Authority	Initial Qualification Date																																						
Generic ESCC 4001 Detail ESCC 4001/029			VISHAY Electronic Division Draloric Selb Germany		Qualification	DLR	May 2009																																						
<p>Characteristics: Variants 01 to 03 inclusive are qualified E96 Series</p> <table border="1"> <thead> <tr> <th rowspan="2">Variant Number</th> <th rowspan="2">Style (Note 1)</th> <th colspan="2">Resistance Range R_n</th> <th rowspan="2">Tolerance (\pm %)</th> <th rowspan="2">Value Series</th> <th rowspan="2">Temperature Coefficient TC ($\pm 10^{-6}/^{\circ}$C)</th> <th rowspan="2">Critical Resistance (kΩ)</th> <th rowspan="2">Weight max (g)</th> </tr> <tr> <th>Min (Ω)</th> <th>Max (MΩ)</th> </tr> </thead> <tbody> <tr> <td>01</td> <td>0603</td> <td>10</td> <td>0.221</td> <td>0.1, 0.5, 1</td> <td>E96</td> <td>15, 25, 50</td> <td>56.25</td> <td>0.002</td> </tr> <tr> <td>02</td> <td>0805</td> <td>10</td> <td>0.422</td> <td>0.1, 0.5, 1</td> <td>E96</td> <td>15, 25, 50</td> <td>180</td> <td>0.006</td> </tr> <tr> <td>03</td> <td>1206</td> <td>10</td> <td>1</td> <td>0.1, 0.5, 1</td> <td>E96</td> <td>15, 25, 50</td> <td>160</td> <td>0.008</td> </tr> </tbody> </table> <p>Operating Temperature Range, ($^{\circ}$C): -55 to +125</p>								Variant Number	Style (Note 1)	Resistance Range R_n		Tolerance (\pm %)	Value Series	Temperature Coefficient TC ($\pm 10^{-6}/^{\circ}$ C)	Critical Resistance (k Ω)	Weight max (g)	Min (Ω)	Max (M Ω)	01	0603	10	0.221	0.1, 0.5, 1	E96	15, 25, 50	56.25	0.002	02	0805	10	0.422	0.1, 0.5, 1	E96	15, 25, 50	180	0.006	03	1206	10	1	0.1, 0.5, 1	E96	15, 25, 50	160	0.008
Variant Number	Style (Note 1)	Resistance Range R_n		Tolerance (\pm %)	Value Series	Temperature Coefficient TC ($\pm 10^{-6}/^{\circ}$ C)	Critical Resistance (k Ω)			Weight max (g)																																			
		Min (Ω)	Max (M Ω)																																										
01	0603	10	0.221	0.1, 0.5, 1	E96	15, 25, 50	56.25	0.002																																					
02	0805	10	0.422	0.1, 0.5, 1	E96	15, 25, 50	180	0.006																																					
03	1206	10	1	0.1, 0.5, 1	E96	15, 25, 50	160	0.008																																					
			RESISTORS, FILM, FIXED, SURFACE MOUNT, NON-HERMETICALLY SEALED, BASED ON TYPE TNPS			Certificate 289 C		Page 10-08 007																																					

Types covered by similarity:		Remarks: Components under ESCC QML qualification. Refer to Technology Flow description in REP006.		
Procurement Specifications	Manufacturer	Nature of Approval	Supervising Authority	Initial Qualification Date
Generic ESCC 4001 Detail ESCC 4001/023 ESCC 4001/025	VISHAY S.A. Division Sfernice Nice France	Qualification	CNES	Feb 2009
<p>Characteristics and qualified variants: Refer to tables on the next page.</p> <p>4001/023 PHR High Stability and Precision Chip</p> <p>4001/023 PFRR High Stability and Precision Chip with Established Reliability Level R</p> <p>4001/025 PRA/CNWHR High Stability and Precision Surface Mount Array</p> <p>Operating Temperature Range, (°C): -55 to +155 Lead material is E with either Type 2 or Type 4 finish. The terminal material and finish of some of these variants makes them unsuitable for solder assembly methods . They shall be assembled using glue or wire bond techniques. See Detail specifications.</p>				
		<p>RESISTORS, FILM, FIXED, CHIP AND ARRAY, THIN FILM, BASED ON TYPES PHR; PFRR; PRAHR/CNWHR</p>		<p>Certificate 287 D</p> <p>Page 10-09 002A</p>

Characteristics: Type PHR, Variants 01 to 08, 13 and 14 are qualified:

Detail Specification	Style	Critical R (kΩ)	Rated Dissipation (W)	Limiting Element Voltage (V)	Type Variant
4001/023	0402	18	0.050	30	13; 14
	0603	12.25	0.100	35	01; 05
	0805	45	0.125	75	02; 06
	1206	40	0.250	100	03; 07
	2010	45	0.500	150	04; 08

Variant	Style	Resistance Range (Note 1)		Tolerance (±%) (Note 2)	Temperature Coefficient (10 ⁻⁶ /°C) (Note 2)	Weight (g)
		Min (Ω)	Max (MΩ)			
01, 05	0603	10	0.200 (0.160 for TC « C »)	0.01; 0.02; 0.05; 0.1	±5; ±10; ±25	0.003
02, 06	0805	10	0.250	0.01; 0.02; 0.05; 0.1	±5; ±10; ±25	0.004
03, 07	1206	10	1.000	0.01; 0.02; 0.05; 0.1	±5; ±10; ±25	0.01
04, 08	2010	10	3.000	0.01; 0.02; 0.05; 0.1	±5; ±10; ±25	0.03
13, 14	0402	10	0.100 (0.067 for TC « C »)	0.01; 0.02; 0.05; 0.1	±5; ±10; ±25	0.002

NOTES

1.

Variant	Style	Critical Resistance (KΩ)
01 – 05	0603	12.25
02 – 06	0805	45
03 – 07	1206	40
04 – 08	2010	45
13 - 14	0402	18

2.

Resistance (Ω)	Available Tolerances (±%)	Series
10 ≤ R < 50	0,1	Any value in the resistance range
50 ≤ R < 100	0,05 and 0,1	
100 ≤ R < 250	0,02; 0,05 and 0,1	
R ≥ 250	0,01; 0,02; 0,05 and 0,1	

Resistance (Ω)	Temperature Coefficient (ppm/°C)	Series
10 ≤ R < 20	E: 25 (-55 °C; +155 °C)	Any value in the resistance range
20 ≤ R < 50	Y: 10 (-55 °C; +155 °C)	
20 ≤ R < 50	Z: 5 (+22 °C; +70 °C)	
R ≥ 50	C: 5 (-55 °C; +155 °C)	



RESISTORS,
FILM, FIXED, CHIP AND ARRAY, THIN FILM,
BASED ON TYPES PHR; PFRR; PRAHR/CNWHR

Certificate

287 D

Page

10-09
002B

Characteristics: Type PFRR, Variants 09 to 12 and 15 are qualified

Detail Specification	Style	Critical R (kΩ)	Rated Dissipation (W)	Limiting Element Voltage (V)	Type Variant
4001/023	0402	32	0.050	40	15
	0603	25	0.100	50	09
	0805	80	0.125	100	10
	1206	90	0.250	150	11
	2010	80	0.500	200	12

Style	Resistance Range (Ω)	Tolerance (±%)	Temperature Coefficient TC(±10 ⁻⁶ /°C)
0402; 0603; 0805; 1206; 2010	From 100 to ≤ 100K	0.05; 0.1	10; 25
0603; 0805; 1206; 2010	From 100 to ≤ 261K	0.05; 0.1	10; 25
0805; 1206; 2010	From 261K to ≤ 301K	0.05; 0.1	10; 25
1206; 2010	From 301K to ≤ 1M	0.05; 0.1	10; 25
2010	From 1M to 3M01	0.05; 0.1	10; 25

The Established Reliability Level R is evaluated according to the ESCC Basic Specification 26000.



RESISTORS,
FILM, FIXED, CHIP AND ARRAY, THIN FILM,
BASED ON TYPES PHR; PFRR; PRAHR/CNWHR

Certificate
287 D

Page
10-09
002C

Characteristics: Type PRAHR/CNWHR,, Variants 01 to 42 are qualified

Detail Specification	Style	Critical R (K Ω)	Rated Dissipation (W/resistor)	Limiting Element Voltage (V/resistor)	Type Variant	
					Same Ohmic Values	Different Ohmic Values
4001/025	PRA100	12.25	0.100	35	01 to 07	22 to 28
	PRA135	56.25	0.100	75	08 to 14	29 to 35
	PRA182	100	0.100	100	15 to 21	36 to 42

Style	Resistance Range (Ω)	Tolerance (\pm %)		Temperature Coefficient TC($\pm 10^{-6}$ / $^{\circ}$ C)	
		Absolute	Relative	Absolute	Relative
PRA100; PRA135; PRA182	From 100 to 200K	0.1; 0.5; 1	0.05; 0.1	10	3; 5
PRA135; PRA182	From 200K to 250K	0.1; 0.5; 1	0.05; 0.1	10	3; 5
PRA182	From 250K to 1M	0.1; 0.5; 1	0.05; 0.1	10	3; 5


Number of Resistors per Array: 2 to 8





RESISTORS,
FILM, FIXED, CHIP AND ARRAY, THIN FILM,
BASED ON TYPES PHR; PFRR; PRAHR/CNWHR


Certificate
287 D

Page
10-09
002D

Types covered by similarity:				Remarks:																																
Procurement Specifications		Manufacturer		Nature of Approval	Supervising Authority	Initial Qualification Date																														
Generic ESCC 4001 Detail ESCC 4001/026		VISHAY S.A. Division Sfernice Nice France		Qualification	CNES	Oct 2011																														
Characteristics: Type CHPHR, Variants 01 to 10 are qualified. Type CHPFR, variants 11 to 20 are qualified. The qualified is range restricted as below:																																				
<table border="1"> <thead> <tr> <th>Style</th> <th>Critica R (KΩ)</th> <th>Rated Dissipation</th> <th>Limited Element Voltage (V)</th> <th>Type Variant</th> </tr> </thead> <tbody> <tr> <td>0603</td> <td>25</td> <td>0.100</td> <td>50</td> <td>01;06; 11, 16</td> </tr> <tr> <td>0805</td> <td>50</td> <td>0.200</td> <td>100</td> <td>02;07; 12, 17</td> </tr> <tr> <td>1206</td> <td>160</td> <td>0.250</td> <td>200</td> <td>03;08; 13, 18</td> </tr> <tr> <td>2010</td> <td>180</td> <td>0.500</td> <td>300</td> <td>04;09; 14, 19</td> </tr> <tr> <td>2512</td> <td>112.5</td> <td>0.800</td> <td>300</td> <td>05;10; 15, 20</td> </tr> </tbody> </table>							Style	Critica R (K Ω)	Rated Dissipation	Limited Element Voltage (V)	Type Variant	0603	25	0.100	50	01;06; 11, 16	0805	50	0.200	100	02;07; 12, 17	1206	160	0.250	200	03;08; 13, 18	2010	180	0.500	300	04;09; 14, 19	2512	112.5	0.800	300	05;10; 15, 20
Style	Critica R (K Ω)	Rated Dissipation	Limited Element Voltage (V)	Type Variant																																
0603	25	0.100	50	01;06; 11, 16																																
0805	50	0.200	100	02;07; 12, 17																																
1206	160	0.250	200	03;08; 13, 18																																
2010	180	0.500	300	04;09; 14, 19																																
2512	112.5	0.800	300	05;10; 15, 20																																
<table border="1"> <thead> <tr> <th>Style</th> <th>Range(Ω)</th> <th>Tol. ($\pm\%$)</th> <th>TC(\pmppm/$^{\circ}$C)</th> </tr> </thead> <tbody> <tr> <td>0603;0805;1206;2010;2512</td> <td>From 1 to < 10</td> <td>2; 5</td> <td>200</td> </tr> <tr> <td>0603;0805;1206;2010;2512</td> <td>From 10 to < 1M</td> <td>1; 2; 5</td> <td>100; 200</td> </tr> <tr> <td>0603;0805;1206;2010;2512</td> <td>From 1M to \leq 10M</td> <td>2; 5</td> <td>200</td> </tr> </tbody> </table>							Style	Range(Ω)	Tol. ($\pm\%$)	TC(\pm ppm/ $^{\circ}$ C)	0603;0805;1206;2010;2512	From 1 to < 10	2; 5	200	0603;0805;1206;2010;2512	From 10 to < 1M	1; 2; 5	100; 200	0603;0805;1206;2010;2512	From 1M to \leq 10M	2; 5	200														
Style	Range(Ω)	Tol. ($\pm\%$)	TC(\pm ppm/ $^{\circ}$ C)																																	
0603;0805;1206;2010;2512	From 1 to < 10	2; 5	200																																	
0603;0805;1206;2010;2512	From 10 to < 1M	1; 2; 5	100; 200																																	
0603;0805;1206;2010;2512	From 1M to \leq 10M	2; 5	200																																	
Operating Temperature Range, ($^{\circ}$ C): -55 to +155. Lead material is E with either Type 2 or Type 4 finish																																				
		RESISTORS, FIXED, CHIP, THICK FILM, BASED ON TYPE CHP			Certificate 314 B																															
					Page 10-09 003																															

Types covered by similarity: Variants 01 through 48 are qualified		Remarks:		
Procurement Specifications	Manufacturer	Nature of Approval	Supervising Authority	Initial Qualification Date
Generic ESCC 4009 Detail ESCC 4009/002	IRCA RICA Division Vitorio Veneto Italy	Qualification	ESA	Apr 1992
<p>Characteristics:</p> <p>Single, double layer and magnetically compensated heaters</p> <p>Maximum Ohmic density 200 Ω/cm²</p> <p>Tolerances ±2, 3, 5, 10 %</p> <p>Resistance 1 to 5000 Ω</p> <p>Heating Area 1.6 to 1300 cm²</p> <p>Terminal Lead 20, 22, 24, 26, 28, 30 AWG</p> <p>Temperature coefficient (10⁻⁶/°C): 175</p> <p>Operating Temperature Range, (°C): -65 to +200</p>				
 <p>ESCC European Space Components Coordination QPL</p>	<p>RESISTORS, HEATERS, FLEXIBLE SINGLE AND DOUBLE LAYER</p>		<p>Certificate 184 L</p>	<p>Page 10-11 001-1</p>



Types covered by similarity:		Remarks:		
Procurement Specifications	Manufacturer	Nature of Approval	Supervising Authority	Initial Qualification Date
Generic ESCC 4009 Detail ESCC 4009/003	Minco SAS Aston France	Qualification	CNES	Mar 2013
<p>Characteristics: Variants 01, 02 and 03 are qualified</p> <p>Single, double layer heaters</p> <p>Maximum Ohmic density 70 Ω/cm^2</p> <p>Rated power density 0.38 (variants 01, 03), 0.54 (variant 02) W/cm^2</p> <p>Resistance 1 to 5000 Ω</p> <p>Heating Area 0.26 to 1000 cm^2</p> <p>Terminal Lead 20 to 30 AWG</p> <p>Resistance Tolerance (%): ± 1 to ± 10</p> <p>Operating Temperature Range, ($^{\circ}\text{C}$): -65 to $+150$ for variants 01 and 03; 65 to $+200$ for variant 02</p>				
 <p>ESCC European Space Components Coordination QPL</p>	<p>RESISTORS, HEATERS, FLEXIBLE SINGLE AND DOUBLE LAYER</p>	<p>Certificate 325 A</p>	<p>Page 10-11 002</p>	

Types covered by similarity:		Remarks:		
Procurement Specifications	Manufacturer	Nature of Approval	Supervising Authority	Initial Qualification Date
Generic ESCC 4009 Detail ESCC 4009/004	IRCA RICA Division Vitorio Veneto Italy	Qualification	ESA	Jan 2015
<p>Characteristics: All variants are qualified</p> <p>Single, double layer heaters</p> <p>Maximum Ohmic density 330 Ω/cm^2</p> <p>Rated power density 0.38</p> <p>Resistance 1 to 10000 Ω</p> <p>Heating Area 1.66 to 1300 cm^2</p> <p>Terminal Lead 20 to 30 AWG</p> <p>Resistance Tolerance (%): ± 2 to ± 10</p> <p>Operating Temperature Range, ($^{\circ}\text{C}$): -65 to $+150$</p>				
	<p>RESISTORS, HEATERS, FLEXIBLE SINGLE AND DOUBLE LAYER</p>	<p>Certificate 330 A</p>		<p>Page 10-11 003</p>

Section 11**Component Type: Thermistors**

Sub-Section	Page No.	Cert.	Type Designation	Manufacturer
11-01			NTC	
	11-01-001	266 H	Types G15K4D489 and *K3A35*	TE Connectivity MEAS -(Betatherm) Ltd.


**SECTION 11-**: INDEX OF THERMISTORS****REP005 Updated Jan 2017**

Types covered by similarity:		Remarks: Refer to variants table 1(a) in the Detail Specifications for resistance to temperature characteristics.		
Procurement Specifications	Manufacturer	Nature of Approval	Supervising Authority	Initial Qualification Date
<p>Generic ESCC 4006</p> <p>Detail ESCC 4006/013 4006/014</p>	<p>TE Connectivity MEAS (Betatherm) Galway Ireland</p>	Qualification	ESA	Jul 2001
<p>Characteristics:</p> <p>4006/013: Variants 01 to 05 and 06 to 07 are qualified.</p> <p>4006/014: Variants 08, 09 and 13 are qualified.</p> <p>Operating Temperature Range, (°C): 4006/013 : -55 to +115 4006/014 : -60 to +160</p> <p>Please refer to the relevant Detail Specification for complete information on the qualified variants.</p>				
 	<p>THERMISTORS, (THERMALLY SENSITIVE RESISTORS), NTC, BASED ON TYPES G15K4D489 AND *K3A35*</p>		<p>Certificate</p> <p>266 H</p>	<p>Page</p> <p>11-01 001</p>

Section 12

Component Type: Transistors

Sub-Section	Page No.	Cert.	Type Designation	Manufacturer
12-01			Low Power, NPN	
	12-01-002-3A-B	233 L	Types NPN	STMicroelectronics
12-02			Low Power, PNP	
	12-02-002-3A-B	234 L	Types PNP	STMicroelectronics
12-05			MOSFET, Power, N-Channel	
	12-05-003-1	303 C	Types STRH100N10, STRH40N6, SRH100N6 and STRH8N10	STMicroelectronics
	12-05-003-2	319 B	Type BUY**CS***	Infineon
	12-05-003-3	339	Type BUY15CS	Infineon
12-06			MOSFET, Power, P-Channel	
	12-06-003-1	326 A Rev 1	Type STRH40P10 and STRH12P10	STMicroelectronics
12-10			RF/Microwave, NPN, Low Power, Low Noise	
	12-10-001	230 G	Types BFY193	Infineon
	12-10-002	245 G	Types BFY405, -420 and -450	Infineon
	12-10-005	322 A	Types BFY 640, 640B, 650B, 740B	Infineon
12-16			Microwave, Gallium Arsenide	
	12-16-001	213 G	Types CFY67, High Electron Mobility, Low Noise	Infineon

Types covered by similarity:						Remarks:																																					
Procurement Specifications						Manufacturer																																					
Generic ESCC 5000						ST Microelectronics																																					
Detail ESCC Please refer to the next page						Rennes France																																					
Characteristics:						Qualification																																					
Maximum Rating:						CNES																																					
<table border="1"> <tr> <td></td> <td>2N 2219</td> <td>2N2222A</td> <td>2N2484</td> <td>2N3019</td> <td></td> <td>2N5551</td> <td>2N3700</td> <td>2N5154</td> <td>BUX 77</td> <td>2N2920A</td> </tr> <tr> <td>V_{CB0}(V):</td> <td>75</td> <td>75</td> <td>60</td> <td>140</td> <td>BV_{CB0}(V)</td> <td>180</td> <td>140</td> <td>100</td> <td>100</td> <td>60</td> </tr> <tr> <td>V_{CE0}(V):</td> <td>40</td> <td>50</td> <td>60</td> <td>80</td> <td>BV_{CE0}(V)</td> <td>160</td> <td>80</td> <td>80</td> <td>80</td> <td>60</td> </tr> </table>							2N 2219	2N2222A	2N2484	2N3019		2N5551	2N3700	2N5154	BUX 77	2N2920A	V _{CB0} (V):	75	75	60	140	BV _{CB0} (V)	180	140	100	100	60	V _{CE0} (V):	40	50	60	80	BV _{CE0} (V)	160	80	80	80	60	Initial Qualification Date				
	2N 2219	2N2222A	2N2484	2N3019		2N5551	2N3700	2N5154	BUX 77	2N2920A																																	
V _{CB0} (V):	75	75	60	140	BV _{CB0} (V)	180	140	100	100	60																																	
V _{CE0} (V):	40	50	60	80	BV _{CE0} (V)	160	80	80	80	60																																	
Packages: See next page						Sep 1996																																					
Operating Temperature Range (°C), -65 to +200																																											
						<p style="text-align: center;">TRANSISTORS, LOW AND HIGH POWER, NPN</p>																																					
						Certificate																																					
						233 L																																					
						Page																																					
						12-01 002-3A																																					

ESCC Specification No.	Component Type	Package	Qualified Variants
5201/001	2N 2484	TO-18, LCCC3, LCCC3 +1	01, 02, 04, 05, 06, 07
5201/002	2N 2222A	TO-18, LCCC3, LCCC3 +1	01, 02, 04, 05, 11, 12
5201/019	2N 5551	TO-18, LCCC3, LCCC3 +1	01, 02, 04, 05, 08, 09
5201/004	2N 3700	TO-18, LCCC3, LCCC3 +1	01, 02, 04, 05, 06, 07
5203/010	2N 5154	TO-257, SMD.5, TO-39	01, 02, 04, 05, 06, 07
5203/016	BUX 77ESY	TO-257	06, 07
5207/002	2N 2920A	TO-77, LCCC6, FP-8	03, 06, 12, 15, 16, 17
5201/003	2N 2219	TO-39	01, 02
5201/011	2N 3019	TO-39	03, 04




TRANSISTORS,
LOW AND HIGH POWER,
NPN

Certificate

233 L

Page

12-01
002-3B

Types covered by similarity:							Remarks:																																						
Procurement Specifications				Manufacturer			Nature of Approval		Supervising Authority	Initial Qualification Date																																			
Generic ESCC 5000 Detail ESCC Please refer to the next page				ST Microelectronics Rennes France			Qualification		CNES	Sep 1996																																			
Characteristics: <table border="1" data-bbox="78 901 900 1181"> <tr> <td></td> <td>2N 2905A</td> <td>2N2907A</td> <td>2N3810</td> <td>2N5153</td> <td>BUX 78</td> <td>2N5401</td> </tr> <tr> <td>$BV_{CBO}(V)$</td> <td>60</td> <td>60</td> <td>60</td> <td>100</td> <td>100</td> <td>160</td> </tr> <tr> <td>$BV_{CEO}(V)$</td> <td>60</td> <td>60</td> <td>60</td> <td>80</td> <td>80</td> <td>150</td> </tr> <tr> <td>Packages:</td> <td colspan="6">See next page</td> </tr> <tr> <td colspan="7">Operating Temperature Range (°C), -65 to +200</td> </tr> </table>								2N 2905A	2N2907A	2N3810	2N5153	BUX 78	2N5401	$BV_{CBO}(V)$	60	60	60	100	100	160	$BV_{CEO}(V)$	60	60	60	80	80	150	Packages:	See next page						Operating Temperature Range (°C), -65 to +200										
	2N 2905A	2N2907A	2N3810	2N5153	BUX 78	2N5401																																							
$BV_{CBO}(V)$	60	60	60	100	100	160																																							
$BV_{CEO}(V)$	60	60	60	80	80	150																																							
Packages:	See next page																																												
Operating Temperature Range (°C), -65 to +200																																													
				TRANSISTORS, LOW AND HIGH POWER, PNP			Certificate 234 L		Page 12-02 002-3A																																				

ESCC Specification No.	Component Type	Package	Qualified Variants
5202/002	2N 2905A	TO-39	01, 02
5202/001	2N 2907A	TO-18, LCCC3, LCCC3 +1	01, 02, 04, 05,06, 07
5202/014	2N 5401	TO-18, LCCC3, LCCC3 +1	01, 02, 04, 05, 06, 07
5204/002	2N 5153	TO-39, TO-257, SMD.5	01, 02, 04, 05, 06, 07
5204/006	BUX 78ESY	TO-257	06, 07
5207/005	2N 3810	TO-78, LCCC6, FP	01, 02, 07, 09, 10, 11




TRANSISTORS,
LOW AND HIGH POWER,
PNP


Certificate


234 L


Page


12-02
002-3B


Types covered by similarity:		Remarks: These devices have a TID tested capability of 100 kRad (Si) SEE tested : LET (MeV-cm ² /mg) 56 @ V _{GS} = -10V, V _{DS} = 250V SOA and SE SOA derating graphs are incorporated in the Detail Specifications.		
Procurement Specifications	Manufacturer	Nature of Approval	Supervising Authority	Initial Qualification Date
Generic ESCC 5000 Detail ESCC 5205/026 5205/027 5205/028 5205/030	Infineon Technologies AG Neubiberg Germany	Qualification	DLR	Aug 2012
<p>Qualified variants:</p> <p>5205/026— variant 01R</p> <p>5205/027— variant 01R</p> <p>5205/028 —variant 01R</p> <p>5205/030 — variants 01R, 02R, 03R</p>				
	<p>TRANSISTORS, POWER, MOSFET, N-CHANNEL, BASED ON TYPE BUY **CS***</p>	<p>Certificate</p> <p>319 B</p>	<p>Page</p> <p>12-05 003-2</p>	


Types covered by similarity: All Variants are qualified		Remarks: These devices have a TID tested capability of 100 kRad (Si) SEE tested : LET (MeV-cm ² /mg) 56 @ V _{GS} = -10V, V _{DS} = 250V SOA and SE SOA derating graphs are incorporated in the Detail Specifications.			
Procurement Specifications		Manufacturer	Nature of Approval	Supervising Authority	Initial Qualification Date
Generic ESCC 5000 Detail ESCC 5205/031		Infineon Technologies AG Neubiberg Germany	Qualification	DLR	May 2016
<p>Characteristics: ESCC No. 5205/031</p> <p>r_{DS(ON)} (mΩ) @ 25 °C 150</p> <p>Maximum Ratings:</p> <p>I_{DS} (A) 23</p> <p>V_{DS} (V) max. 150</p> <p>V_{GS} (V) max. ± 20</p> <p>P_{tot} (W) 75</p> <p>R_{th(j-c)} (°C/W) 1.66</p> <p>Package: SMD0.5, SMD2, TO-254AA, TO-257AA</p> <p>Operating Temperature Range (°C): T_{op} = - 55 to +150</p>					
		<p>TRANSISTORS, POWER, MOSFET, N-CHANNEL, RADHARD BASED ON TYPE BUY 15CS</p>		<p>Certificate 339</p>	<p>Page 12-05 003-3</p>

Types covered by similarity:		Remarks: These devices have a TID tested capability of 100kRAD(Si).			
Procurement Specifications		Manufacturer	Nature of Approval	Supervising Authority	Initial Qualification Date
Generic ESCC 5000 Detail ESCC 5205/025 and 5205/029		ST Microelectronics Rennes France	Qualification	CNES	Mar 2013
Characteristics: Variants 01 and 02 in each specification are qualified					
		TRANSISTORS, MOSFET, P-CHANNEL, POWER, TYPE STRH40P10 and STRH12P10		Certificate 326 A rev1	Page 12-06 003-1

Types covered by similarity: Variants 01 to 08.		Remarks:																										
Procurement Specifications		Manufacturer	Nature of Approval	Supervising Authority	Initial Qualification Date																							
Generic ESCC 5010 Detail ESCC 5611/006		Infineon Technologies AG Neubiberg Germany	Qualification	DLR	Jun 1996																							
<p>Characteristics for BFY 193</p> <table border="0"> <tr> <td>V_{CEO} (V) max.</td> <td></td> <td>12</td> <td></td> </tr> <tr> <td>V_{CBO} (V)max.</td> <td></td> <td>20</td> <td></td> </tr> <tr> <td>h_{FE} min/max.</td> <td></td> <td>50/175</td> <td>@ V_{CE} = 8.0 V, I_C = 30mA</td> </tr> <tr> <td>NF (dB) max.</td> <td>@ 2 GHz</td> <td>2.9</td> <td>@ V_{CE} = 5.0 V, I_C = 15mA</td> </tr> <tr> <td>MAG/MSG (dB) min.</td> <td>@ 2 GHz</td> <td>12.5</td> <td>@ V_{CE} = 5.0 V, I_C = 40mA</td> </tr> <tr> <td>f_T (GHz) min.</td> <td>@ 500 MHz</td> <td>6.5</td> <td>@ V_{CE} = 5.0 V, I_C = 40mA</td> </tr> </table> <p>Package: " Micro-X1"</p> <p>Total Power Dissipation (P_{tot}) = 580 mW</p> <p>Operating Temperature Range (°C): T_{op} = - 65 to +200</p>		V _{CEO} (V) max.		12		V _{CBO} (V)max.		20		h _{FE} min/max.		50/175	@ V _{CE} = 8.0 V, I _C = 30mA	NF (dB) max.	@ 2 GHz	2.9	@ V _{CE} = 5.0 V, I _C = 15mA	MAG/MSG (dB) min.	@ 2 GHz	12.5	@ V _{CE} = 5.0 V, I _C = 40mA	f _T (GHz) min.	@ 500 MHz	6.5	@ V _{CE} = 5.0 V, I _C = 40mA			
V _{CEO} (V) max.		12																										
V _{CBO} (V)max.		20																										
h _{FE} min/max.		50/175	@ V _{CE} = 8.0 V, I _C = 30mA																									
NF (dB) max.	@ 2 GHz	2.9	@ V _{CE} = 5.0 V, I _C = 15mA																									
MAG/MSG (dB) min.	@ 2 GHz	12.5	@ V _{CE} = 5.0 V, I _C = 40mA																									
f _T (GHz) min.	@ 500 MHz	6.5	@ V _{CE} = 5.0 V, I _C = 40mA																									
		<p>TRANSISTORS, MICROWAVE, SMALL SIGNAL, BIPOLAR, BASED ON TYPE BFY 193</p>		<p>Certificate 230 G</p>	<p>Page 12-10 001</p>																							

Types covered by similarity: Variants 01, 02 and 03 are qualified.		Remarks:																																													
Procurement Specifications		Manufacturer	Nature of Approval	Supervising Authority	Initial Qualification Date																																										
Generic ESCC 5010 Detail ESCC 5611/008		Infineon Technologies AG Neubiberg Germany	Qualification	DLR	Jun 1997																																										
Characteristics for BFY 450 <table border="0"> <tr> <td>V_{CEO} (V) max.</td> <td></td> <td>4.5</td> <td></td> <td></td> <td></td> </tr> <tr> <td>V_{CBO} (V) max.</td> <td></td> <td>15</td> <td></td> <td></td> <td></td> </tr> <tr> <td>I_C (mA) max.</td> <td></td> <td>100</td> <td></td> <td></td> <td></td> </tr> <tr> <td>I_B (mA) max.</td> <td></td> <td>10</td> <td></td> <td></td> <td></td> </tr> <tr> <td>h_{FE} min/max.</td> <td></td> <td>50/150</td> <td>@ V_{CE} = 1.0 V, I_C = 20mA</td> <td></td> <td></td> </tr> <tr> <td>NF (dB) max.</td> <td>@ 1.8 GHz</td> <td>2.0</td> <td>@ V_{CE} = 2.0 V, I_C = 10mA</td> <td></td> <td></td> </tr> <tr> <td>f_T (GHz) min.</td> <td>@ 1.0 GHz</td> <td>18</td> <td>@ V_{CE} = 3.0 V, I_C = 90mA</td> <td></td> <td></td> </tr> </table> Package: "Micro-X" Total Power Dissipation (P _{tot}) = 450 mW Operating Temperature Range (°C): T _{op} = - 65 to +175						V _{CEO} (V) max.		4.5				V _{CBO} (V) max.		15				I _C (mA) max.		100				I _B (mA) max.		10				h _{FE} min/max.		50/150	@ V _{CE} = 1.0 V, I _C = 20mA			NF (dB) max.	@ 1.8 GHz	2.0	@ V _{CE} = 2.0 V, I _C = 10mA			f _T (GHz) min.	@ 1.0 GHz	18	@ V _{CE} = 3.0 V, I _C = 90mA		
V _{CEO} (V) max.		4.5																																													
V _{CBO} (V) max.		15																																													
I _C (mA) max.		100																																													
I _B (mA) max.		10																																													
h _{FE} min/max.		50/150	@ V _{CE} = 1.0 V, I _C = 20mA																																												
NF (dB) max.	@ 1.8 GHz	2.0	@ V _{CE} = 2.0 V, I _C = 10mA																																												
f _T (GHz) min.	@ 1.0 GHz	18	@ V _{CE} = 3.0 V, I _C = 90mA																																												
		TRANSISTORS, MICROWAVE, SMALL SIGNAL, BIPOLAR, BASED ON TYPE BFY 450		Certificate 245 G		Page 12-10 002																																									

Types covered by similarity:		Remarks: This certificate, from its issue B, release in May 2016, includes in its scope of qualification some devices previously listed in the QPL under certificates No. 320 and 321, which are no longer maintained.			
Procurement Specifications		Manufacturer	Nature of Approval	Supervising Authority	Initial Qualification Date
Generic ESCC 5010 Detail ESCC 5611/009 5611/010 5611/011		Infineon Technologies AG Neubiberg Germany	Qualification	DLR	Sep 2012
Qualified variants: 5611/009: variants 01, 02, 03 5611/010: variants 01, 02, 03, 04 5611/011: variant 01					
		TRANSISTORS, MICROWAVE, SMALL SIGNAL, BIPOLAR, BASED ON TYPES BFY 640, 640B, 650B and 740B		Certificate 322 B	Page 12-10 005

Types covered by similarity:				Remarks:		
Procurement Specifications		Manufacturer		Nature of Approval	Supervising Authority	Initial Qualification Date
Generic ESCC 5010 Detail ESCC 5613/004		Infineon Technologies AG Neubiberg Germany		Qualification	DLR	Apr 1994
Characteristics (@ 12 GHz): All variants are qualified						
		NFmin. (dB)	Ga (dB)			
5613/004	variants 1 & 3	0.8	11			
pseudo-morphic	Variants 2 & 4	1.0	10.5			
Package: Micro-X Total Power Dissipation (P_{tot}) = 200 mW derated from $+31\text{ }^{\circ}\text{C } T_{amb}$ Operating Temperature Range ($^{\circ}\text{C}$): $T_{stg} = -65$ to $+150$						
		TRANSISTORS, HIGH ELECTRON MOBILITY, GALLIUM ARSENIDE, MICROWAVE, LOW NOISE, SMALL SIGNAL, BASED ON TYPE CFY 67			Certificate 213 G	
					Page 12-16 001	

Section 13

Component Type: Wires and Cables

INDEX PAGE 1 of 2

Sub-Section	Page No.	Cert.	Type Designation	Manufacturer
13-01			Low Frequency	
	13-01-001-1	07 R	Polyimide, Types FA-3901-1, FA 3901-2	Draka Fileca
	13-01-001-2	09 Q	Polyimide, Types 1871-1872	Nexans
	13-01-001-3	132 N	Polyimide, Types 3901002**B	Axon' Cable
	13-01-003	08 R	PTFE, Types MTV-BTV	Nexans
	13-01-003-2	292 C	PTFE/Polyimide, Types 3901013**B	Axon' Cable
	13-01-004-1	138 L	Polyimide, Type SPC	Gore
	13-01-004-2	219 L	Polyimide, Types SPL	Gore
	13-01-004-3	268 F	Polyimide, Types 3901019**B	Axon' Cable
	13-01-004-4	295 C	Polyimide, Types 3901019	Leoni
	13-01-005-1	159 M	Crosslinked PTFE, Type Silver-Plated Copper	Tyco Electronics
	13-01-005-2	267 G	Crosslinked PTFE, Type Silver-Plated Copper	Axon' Cable
	13-01-008	215 L	PTFE, Polyimide / PFA Insulated, Type SPP	Gore
	13-01-009	216 K	PTFE, Polyimide / PFA Insulated, Shielded, Type SPM	Gore
	13-01-009-2	294 C	PTFE, Polyimide/PFA Insulated, Shielded, Type 3901018	Leoni
	13-01-009-3	300 C	PTFE, Polyimide / PFA Insulated, Shielded, Type SPM	Axon' Cable
	13-01-010-1	229 K	Polyimide, Insulated, Shielded, Type SPLD, Drain Wire	Gore
	13-01-010-2	293 C	Polyimide, Insulated, Shielded, Drain Wire, Types 3901021**B	Axon' Cable
	13-01-010-3	296 C	Polyimide, Insulated, Shielded, Drain Wire, Type 3901021	Leoni
	13-01-011-1	257 G	Crosslinked, Modified ETFE, Type Silver-Plated Copper, Lightweight	Tyco Electronics
	13-01-012-1	299 C	Fluoropolymer, Lightweight, Based on Type CSWL	Axon' Cable
	13-01-012-2	305 C	Fluoropolymer, Lightweight, Based on Type CSWL	Gore
	13-01-013-1	328 A	Extra thin, fluorothermoplastic / polyimide, Based on Type CSC	Gore



SECTION 13-**: INDEX OF WIRES AND CABLES

REP005 Updated Jan 2017

Section 13

Component Type: Wires and Cables


INDEX PAGE 2 of 2


Sub-Section	Page No.	Cert.	Type Designation	Manufacturer
13-02			Coaxial, RF, Flexible	
	13-02-001	24 S	PTFE/Polyimide, Type 50 CIS	Nexans
	13-02-002-1	255 J	Coaxial, Triaxial, Balanced Shielded Line	Gore
	13-02-002-2	298 C	Coaxial, Triaxial, Balanced Shielded Line	Axon' Cable
	13-02-003-1	291 C	Symmetric, Quad, Spacewire	Axon' Cable
	13-02-003-2	304 C	Symmetric, Quad, Spacewire	Gore
	13-02-003-3	335	Symmetric, Quad, Spacewire	Axon' Cable





SECTION 13-**: INDEX OF WIRES AND CABLES


REP005 Updated Jan 2017


Types covered by similarity:		Remarks:		
Procurement Specifications	Manufacturer	Nature of Approval	Supervising Authority	Initial Qualification Date
Generic ESCC 3901 Detail ESCC 3901/001 3901/002	Draka Fileca Ste-Genevieve France	Qualification	CNES	Jan 1979
Characteristics: FA 3901-1 All Variants defined in the Detail Specification 3901/001 are qualified except those based on AWG 12-14 FA 3901-2 Variants 31 to 73 and 74 to 91 as defined in the Detail Specification 3901/002 are qualified Voltage Rating, maximum (Vrms):600 Temperature Range (°C): -100 to +200				
	WIRES AND CABLES, LOW FREQUENCY, POLYIMIDE INSULATION BASED ON TYPES FA 3901-1, FA 3901-2		Certificate 07 R	Page 13-01 001-1


Types covered by similarity:		Remarks:		
Procurement Specifications	Manufacturer	Nature of Approval	Supervising Authority	Initial Qualification Date
<p>Generic ESCC 3901</p> <p>Detail ESCC 3901/001 3901/002</p>	<p>Nexans Draveil France</p>	Qualification	CNES	Jan 1979
<p>Characteristics:</p> <p>Medium weight 1871 - n/1871 - 871 (3901/001) Variants 24 to 47 are qualified Light weight 1872 - n/1872 - 872 (3901/002) Variants 31 to 73 are qualified</p> <p>Voltage Rating, maximum (Vrms):600 Temperature Range (°C): -100 to +200</p>				
 <p>ESCC European Space Components Coordination QPL</p>	<p>WIRES AND CABLES, LOW FREQUENCY, POLYIMIDE INSULATION BASED ON TYPES 1871 - 1872</p>		<p>Certificate 09 Q</p>	<p>Page 13-01 001-2</p>


Types covered by similarity:		Remarks:		
Procurement Specifications	Manufacturer	Nature of Approval	Supervising Authority	Initial Qualification Date
<p>Generic ESCC 3901</p> <p>Detail ESCC 3901/001 3901/002</p>	<p>AXON' CABLE Montmirail France</p>	Qualification	CNES	Dec 1985
<p>Characteristics:</p> <p>The following variants are qualified: 3901/001: variants 24 to 47 3901/002: variants 31 to 73</p> <p>Voltage Rating, maximum (Vrms):600 Temperature Range (°C): -100 to +200</p>				
 <p>ESCC European Space Components Coordination QPL</p>	<p>WIRES AND CABLES, LOW FREQUENCY, POLYIMIDE INSULATION, BASED ON TYPES 3901001**B and 3901002**B</p>		<p>Certificate 132 N</p>	<p>Page 13-01 001-3</p>


Types covered by similarity: -MTV - BTV -MTV/G - BTV/G -MTV/BF/G - BTV/BF/G		Remarks:		
Procurement Specifications	Manufacturer	Nature of Approval	Supervising Authority	Initial Qualification Date
Generic ESCC 3901 Detail ESCC 3901/013	Nexans Draveil France	Qualification	CNES	Jan 1979
Characteristics: Variants 01 to 77 are qualified Voltage Rating, maximum (Vrms):600 Temperature Range (°C): -100 to +200				
	WIRES AND CABLES, LOW FREQUENCY, PTFE/POLYIMIDE INSULATION, BASED ON TYPES MTV-BTV		Certificate 08 R	Page 13-01 003


Types covered by similarity:		Remarks:		
Procurement Specifications	Manufacturer	Nature of Approval	Supervising Authority	Initial Qualification Date
Generic ESCC 3901 Detail ESCC 3901/013	AXON' CABLE Montmirail France	Qualification	CNES	Jun 2009
Characteristics: All variants are qualified Voltage Rating, maximum (Vrms):600 Temperature Range (°C): -100 to +200				
	WIRES AND CABLES, LOW FREQUENCY, PTFE/POLYIMIDE INSULATION, BASED ON TYPES 3901013**B	Certificate 292 C	Page 13-01 003-2	


Types covered by similarity:		Remarks:		
Procurement Specifications	Manufacturer	Nature of Approval	Supervising Authority	Initial Qualification Date
<p>Generic ESCC 3901</p> <p>Detail ESCC 3901/009</p>	<p>W.L. Gore & Co Pleinfeld Germany</p>	Qualification	DLR	Aug 1986
<p>Characteristics:</p> <p>Variants 01-66 are qualified</p> <p>Voltage Rating, maximum (Vrms):600 Temperature Range (°C): -200 to +200</p>				
 <p>ESCC European Space Components Coordination QPL</p>	<p>WIRES AND CABLES, LOW FREQUENCY, POLYIMIDE INSULATION, BASED ON TYPES SPC 2110</p>		<p>Certificate 138 L</p>	<p>Page 13-01 004-1</p>


Types covered by similarity:		Remarks:		
Procurement Specifications	Manufacturer	Nature of Approval	Supervising Authority	Initial Qualification Date
Generic ESCC 3901 Detail ESCC 3901/019	W.L. Gore & Co Pleinfeld Germany	Qualification	DLR	Nov 1994
Characteristics: Variants 01-94 are qualified Voltage Rating, maximum (Vrms):600 Temperature Range (°C): -200 to +200				
 <p>The logo features a globe on the left, followed by the text 'ESCC' in large blue letters, 'European Space Components Coordination' in smaller text below it, and 'QPL' in large blue letters at the bottom.</p>	WIRES AND CABLES, LOW FREQUENCY, POLYIMIDE INSULATION, BASED ON TYPES SPL		Certificate 219 L	Page 13-01 004-2


Types covered by similarity:		Remarks:		
Procurement Specifications	Manufacturer	Nature of Approval	Supervising Authority	Initial Qualification Date
Generic ESCC 3901 Detail ESCC 3901/019	AXON' CABLE Montmirail France	Qualification	CNES	Jun 2002
Characteristics: All variants are qualified Voltage Rating, maximum (Vrms):600 Temperature Range (°C): -200 to +200				
	WIRES AND CABLES, LOW FREQUENCY, POLYIMIDE INSULATION, BASED ON TYPES 3901019**B	Certificate 268 F	Page 13-01 004-3	


Types covered by similarity:		Remarks:		
Procurement Specifications	Manufacturer	Nature of Approval	Supervising Authority	Initial Qualification Date
<p>Generic ESCC 3901</p> <p>Detail ESCC 3901/019</p>	<p>LEONI Special Cables GmbH Friesoythe Germany</p>	Qualification	DLR	Oct 2009
<p>Characteristics:</p> <p>All variants are qualified with the exception of variants 01, 09, 17, 24, 25, 32, 48, 56, 64, 72, and 79</p> <p>Conductor according to ISO 2635 (except AWG 28) AWG 12 to 28 inclusive are qualified For silver coated strands the silver thickness shall be 2.0µm minimum</p> <p>Voltage Rating, maximum (V_{rms}):600</p>				
 <p>ESCC European Space Components Coordination QPL</p>	<p>WIRES AND CABLES, LOW FREQUENCY, POLYIMIDE INSULATION, BASED ON TYPE 3901019</p>		<p>Certificate 295 C</p>	<p>Page 13-01 004-4</p>


Types covered by similarity:		Remarks: This product is not intended for human space flight applications.		
Procurement Specifications	Manufacturer	Nature of Approval	Supervising Authority	Initial Qualification Date
Generic ESCC 3901 Detail ESCC 3901/012	Tyco Electronics Dorcan, Swindon England	Qualification	UK Space Agency	Feb 1989
Characteristics: Variants 01 to 80 are qualified Maximum voltage: 600 Vrms Operating temperature range (°C): -100 to +200				
	WIRES AND CABLES, LOW FREQUENCY, 600V, SILVER-PLATED COPPER, EXTRUDED CROSSLINKED FLUOROPOLYMER INSULATION, BASED ON TYPE 55/995X		Certificate 159 M	Page 13-01 005-1


Types covered by similarity:		Remarks: This product is not intended for human space flight applications.		
Procurement Specifications	Manufacturer	Nature of Approval	Supervising Authority	Initial Qualification Date
Generic ESCC 3901 Detail ESCC 3901/012	AXON' CABLE Montmirail France	Qualification	CNES	Mar 2002
Characteristics: All variants are qualified Wire code ISO 2635 Voltage Rating, maximum (Vrms) : 600 Temperature Range (°C): -100 to +200				
	WIRES AND CABLES, LOW FREQUENCY, 600V, SILVER-PLATED COPPER, EXTRUDED CROSSLINKED FLUOROPOLYMER INSULATION, BASED ON TYPE 3901012**B		Certificate 267 G	Page 13-01 005-2


Types covered by similarity:		Remarks:		
Procurement Specifications	Manufacturer	Nature of Approval	Supervising Authority	Initial Qualification Date
Generic ESCC 3901 Detail ESCC 3901/017	W.L. Gore & Co. Pleinfeld Germany	Qualification	DLR	Jul 1994
Characteristics: All variants are qualified Voltage Rating, maximum (Vrms) : 600 Temperature Range (°C): -200 to +200 I_{max} (A): 45, 81 and 133 for AWG: 0, 4 and 8, respectively				
 <p>ESCC European Space Components Coordination QPL</p>	POWER WIRES FOR CRIMPING, LOW FREQUENCY, BASED ON TYPE SPP		Certificate 215 L	Page 13-01 008


Types covered by similarity:		Remarks:		
Procurement Specifications	Manufacturer	Nature of Approval	Supervising Authority	Initial Qualification Date
<p>Generic ESCC 3901</p> <p>Detail ESCC 3901/018</p>	<p>W.L. Gore & Co. Pleinfeld Germany</p>	Qualification	DLR	Jul 1994
<p>Characteristics:</p> <p>Variants 01 to 88 are qualified.</p> <p>Voltage Rating, maximum (V^{rms}) : 600 Temperature Range ($^{\circ}C$): -200 to $+200$</p> <p>Expanded PTFE, extruded polyimide/ FEP, sintered PTFE insulated wires. Expanded PTFE, extruded polyimide/fluorothermoplast insulated cables, shielded and jacketed.</p>				
 <p>ESCC European Space Components Coordination QPL</p>	<p>WIRES AND CABLES, LOW FREQUENCY, INSULATED, POLYIMIDE/FLUOROTHERMOPLAST, BASED ON TYPE SPM</p>	<p>Certificate</p> <p>216 K</p>	<p>Page</p> <p>13-01 009</p>	


Types covered by similarity:		Remarks:		
Procurement Specifications	Manufacturer	Nature of Approval	Supervising Authority	Initial Qualification Date
<p>Generic ESCC 3901</p> <p>Detail ESCC 3901/018</p>	<p>LEONI Special Cables GmbH Friesoythe Germany</p>	Qualification	DLR	Oct 2009
<p>Characteristics:</p> <p>Variants 01 to 88 are qualified.</p> <p>Voltage Rating, maximum (V_{rms}) : 600 Temperature Range (°C): -200 to +200</p> <p>Expanded PTFE, extruded polyimide/ FEP, sintered PTFE insulated wires. Expanded PTFE, extruded polyimide/fluorothermoplast insulated cables, shielded and jacketed.</p> <p>Conductor silver thickness shall be 2.0µm minimum</p>				
 <p>ESCC European Space Components Coordination QPL</p>	<p>WIRES AND CABLES, LOW FREQUENCY, INSULATED, POLYIMIDE/FLUOROTHERMOPLAST, BASED ON TYPE 3901018</p>		<p>Certificate</p> <p>294 C</p>	<p>Page</p> <p>13-01 009-2</p>


Types covered by similarity:		Remarks:		
Procurement Specifications	Manufacturer	Nature of Approval	Supervising Authority	Initial Qualification Date
<p>Generic ESCC 3901</p> <p>Detail ESCC 3901/018</p>	<p>AXON' CABLE Montmirail France</p>	Qualification	CNES	Dec 2009
<p>Characteristics:</p> <p>Variants 01 to 88 are qualified AWG 30 and 32 variants are qualified.</p> <p>Voltage Rating, maximum (V_{rms}) : 600</p> <p>Temperature Range (°C): -200 to +200</p> <p>Expanded PTFE, extruded polyimide/ FEP, sintered PTFE insulated wires.</p>				
 <p>ESCC European Space Components Coordination QPL</p>	<p>WIRES AND CABLES, LOW FREQUENCY, INSULATED, POLYIMIDE/FLUOROTHERMOPLAST, BASED ON TYPE SPM</p>		<p>Certificate</p> <p>300 C</p>	<p>Page</p> <p>13-01 009-3</p>


Types covered by similarity:		Remarks:		
Procurement Specifications	Manufacturer	Nature of Approval	Supervising Authority	Initial Qualification Date
Generic ESCC 3901 Detail ESCC 3901/021	W.L. Gore & Co. Pleinfeld Germany	Qualification	DLR	Feb 1996
Characteristics: All variants (01 to 41) are qualified Voltage Rating, maximum (Vrms) : 600 Temperature Range (°C): -200 to +200 .				
 <p>ESCC European Space Components Coordination QPL</p>	POLYIMIDE INSULATED SHIELDED CABLES WITH DRAIN WIRE, LOW FREQUENCY, BASED ON TYPE SPLD	Certificate 229 K	Page 13-01 010-1	


Types covered by similarity:		Remarks:		
Procurement Specifications	Manufacturer	Nature of Approval	Supervising Authority	Initial Qualification Date
Generic ESCC 3901 Detail ESCC 3901/021	AXON' CABLE Montmirail France	Qualification	CNES	Jun 2009
Characteristics: All variants are qualified Voltage Rating, maximum (Vrms) : 600 Temperature Range (°C): -200 to +200 .				
 <p>ESCC European Space Components Coordination QPL</p>	POLYIMIDE INSULATED SHIELDED CABLES WITH DRAIN WIRE, LOW FREQUENCY, BASED ON TYPES 3901021**B	Certificate 293 C	Page 13-01 010-2	


Types covered by similarity:		Remarks:		
Procurement Specifications	Manufacturer	Nature of Approval	Supervising Authority	Initial Qualification Date
<p>Generic ESCC 3901</p> <p>Detail ESCC 3901/021</p>	<p>LEONI Special Cables GmbH Friesoythe Germany</p>	Qualification	DLR	Oct 2009
<p>Characteristics:</p> <p>All variants 01 to 41 are qualified</p> <p>Voltage Rating, maximum (Vrms) : 600 Temperature Range (°C): -200 to +200</p>				
 <p>ESCC European Space Components Coordination QPL</p>	<p>POLYIMIDE INSULATED SHIELDED CABLES WITH DRAIN WIRE, LOW FREQUENCY, BASED ON TYPE 3901021</p>	<p>Certificate 296 C</p>	<p>Page 13-01 010-3</p>	


Types covered by similarity:		Remarks:		
Procurement Specifications	Manufacturer	Nature of Approval	Supervising Authority	Initial Qualification Date
<p>Generic ESCC 3901</p> <p>Detail ESCC 3901/020 ESCC 3901/022</p>	<p>Tyco Electronics Dorcan, Swindon England</p>	Qualification	UK Space Agency	Oct 1999
<p>Characteristics: 3901/020: All variants (01 - 80) are qualified 3901/022: All variants (01 - 72) are qualified.</p> <p>Wires and Cables variants consist of 1, 2, 3 and 4 cores with and without jackets and shields</p> <p>ESCC Detail Specification No. 3901/020 cables are silver-plated copper braided, and ESCC Detail Specification No. 3901/022 cables are silver-plated copper spiral shielded, Wire sizes are in accordance with ISO 2635.</p> <p>Maximum voltage: 600 Vrms Operating temperature range (°C): -100 to +200</p>				
	<p>WIRES AND CABLES, LOW FREQUENCY, 600V, SILVER-PLATED COPPER, EXTRUDED CROSSLINKED MODIFIED ETFE, LIGHTWEIGHT</p>	<p>Certificate</p> <p>257 G</p>	<p>Page</p> <p>13-01 011-1</p>	


Types covered by similarity:		Remarks:		
Procurement Specifications	Manufacturer	Nature of Approval	Supervising Authority	Initial Qualification Date
Generic ESCC 3901 Detail ESCC 3901/024	AXON' CABLE Montmirail France	Qualification	CNES	Dec 2009
Characteristics: Variants 01 to 64 are qualified (AWG 30 variants are qualified) Wires and Cables variants consist of 1, 2, 3 and 4 cores with and without jackets and shields NOTE: The high strength toughened fluoropolymer PTFE tape (HST-F) use for the manufacturing of the primary insulation of the wire is named "ART tape". Maximum voltage: 600 Vrms Operating temperature range (°C): -200 to +200				
	WIRES AND CABLES, LOW FREQUENCY, FLUROPOLYMER INSULATION, 600V, BASED ON TYPE CSWL	Certificate 299 C		Page 13-01 012-1


Types covered by similarity:		Remarks:		
Procurement Specifications	Manufacturer	Nature of Approval	Supervising Authority	Initial Qualification Date
<p>Generic ESCC 3901</p> <p>Detail ESCC 3901/024</p>	<p>W.L. Gore Pleinfeld Germany</p>	<p>Qualification</p>	<p>DLR</p>	<p>Jan 2011</p>
<p>Characteristics:</p> <p>Variants 01 to 64 inclusive are qualified The specification contains 64 variants with several wire sizes, single wires and cables with several cores, either shielded or unshielded.</p> <p>Cable construction: 1, 2, 3 and 4 twisted wires are in one core with or without shield</p> <p>Maximum voltage: 600 Vrms</p>				
 <p>ESCC European Space Components Coordination QPL</p>	<p>WIRES AND CABLES, LOW FREQUENCY, FLUROPOLYMER INSULATION, 600V, BASED ON TYPE CSWL</p>		<p>Certificate 305 C</p>	<p>Page 13-01 012-2</p>


Types covered by similarity: All variants 01 to 21 are qualified		Remarks:		
Procurement Specifications	Manufacturer	Nature of Approval	Supervising Authority	Initial Qualification Date
Generic ESCC 3901 Detail ESCC 3901/025	W.L. Gore Pleinfeld Germany	Qualification	DLR	June 2014
<p>Characteristics:</p> <p>The specification contains 21 variants with several wire sizes, single wires and cables with several cores, either shielded or unshielded.</p> <p>Cable construction: 1, 2, 3 and 4 twisted wires are in one core with or without shield</p> <p>Maximum voltage: 600 Vrms Operating temperature range (°C): -200 to +200</p>				
	<p>WIRES AND CABLES, LIGHTWEIGHT, EXTRA THIN, FLUORTHHERMOPLASTIC / POLYIMIDE INSULATED WIRES AND CABLES BASED ON TYPE CSC</p>	<p>Certificate 328 A</p>	<p>Page 13-01 013-1</p>	


Types covered by similarity:		Remarks:		
Procurement Specifications	Manufacturer	Nature of Approval	Supervising Authority	Initial Qualification Date
Generic ESCC 3902 Detail ESCC 3902/001	Nexans Draveil France	Qualification	CNES	July 1979
Characteristics: Variants 01, 02, and 03 are qualified Miniature flexible 50 ohm coaxial cable PTFE Dielectric Polyimide Jacketed, Double Shield and Shielded / Jacketed Maximum voltage: 900 Vrms Operating temperature range (°C): -80 to +200 (-100 for variant 01)				
	WIRES AND CABLES, RF COAXIAL, PTFE/POLYIMIDE INSULATION, BASED ON TYPE 50 CIS		Certificate 24 S	Page 13-02 001

Types covered by similarity:		Remarks:		
Procurement Specifications	Manufacturer	Nature of Approval	Supervising Authority	Initial Qualification Date
Generic ESCC 3902 Detail ESCC 3902/002	W.L. Gore Pleinfeld Germany	Qualification	DLR	Jan 1999
Characteristics: Variants 03 to 06, 10 to 13 and 20 to 30 are qualified Variants encompass coaxial, triaxial, and balanced shielded line Operating Voltage (Continuous), maximum ratings, (Vrms): Variants 03 180 Variants 04, 10, 21, 22, 23, 24 200 Variants 06, 25 250 All Other Variants 300 AWG Range: 20, 22, 24, 26, 28, 30 dependent on variant				
	WIRES AND CABLES, RADIO FREQUENCY, FLEXIBLE, COAXIAL, TRIAXIAL AND SYMMETRIC, BASED ON TYPES GCX, GTX, GSC AND GBL		Certificate 255 J	Page 13-02 002-1

Types covered by similarity:		Remarks:		
Procurement Specifications	Manufacturer	Nature of Approval	Supervising Authority	Initial Qualification Date
Generic ESCC 3902 Detail ESCC 3902/002	AXON' CABLE Montmirail France	Qualification	CNES	Dec 2009
Characteristics: Variants encompass coaxial, triaxial, and balanced shielded line Variants 03 to 06, 10 to 13 and 20 to 30 are qualified Temperature range (°C): -200 to +180				
	WIRES AND CABLES, RADIO FREQUENCY, FLEXIBLE, COAXIAL, TRIAXIAL AND SYMMETRIC, BASED ON TYPE 3902/002	Certificate 298 C		Page 13-02 002-2

Types covered by similarity:		Remarks:														
Procurement Specifications		Manufacturer	Nature of Approval	Supervising Authority	Initial Qualification Date											
Generic ESCC 3902 Detail ESCC 3902/003		AXON' CABLE Montmirail France	Qualification	CNES	Jun 2009											
Characteristics: Variant 01 AWG 28/07 (white) and variant 02 AWG 26/07 (blue) are qualified		<table border="1"> <thead> <tr> <th>Variant</th> <th>Data Rate</th> <th>Operating Voltage (Continuous), (Vrms)</th> <th>Current (A)</th> </tr> </thead> <tbody> <tr> <td>01</td> <td>100Mb/s—400MHz</td> <td>200</td> <td>1.5</td> </tr> <tr> <td>02</td> <td>200Mb/s—400MHz</td> <td>200</td> <td>2.5</td> </tr> </tbody> </table>			Variant	Data Rate	Operating Voltage (Continuous), (Vrms)	Current (A)	01	100Mb/s—400MHz	200	1.5	02	200Mb/s—400MHz	200	2.5
Variant	Data Rate	Operating Voltage (Continuous), (Vrms)	Current (A)													
01	100Mb/s—400MHz	200	1.5													
02	200Mb/s—400MHz	200	2.5													
Temperature range (°C): -200 to +180																
		WIRES AND CABLES, SPACEWIRE, ROUND, QUAD SYMMETRIC, FLEXIBLE, BASED ON TYPE SPACEWIRE		Certificate 291 C	Page 13-02 003-1											

Types covered by similarity:		Remarks:		
Procurement Specifications	Manufacturer	Nature of Approval	Supervising Authority	Initial Qualification Date
Generic ESCC 3902 Detail ESCC 3902/003	W.L. Gore Pleinfeld Germany	Qualification	DLR	Jan 2011
Characteristics: Variant 01 AWG 28/07 (white) and Variant 02 AWG 26/07 (blue) are qualified, 100 Ω Data Rate, Operating Voltage (Continuous), Current Variant 01 100Mb/s—400 MHz 200V—1.5A Variant 02 200Mb/s—400 MHz 200V— 2.5A Temperature range (°C): -200 to +180				
	WIRES AND CABLES, SPACEWIRE, ROUND, QUAD SYMMETRIC, FLEXIBLE, BASED ON TYPE SPACEWIRE		Certificate 304 C	Page 13-02 003-2


Types covered by similarity:		Remarks:		
Procurement Specifications	Manufacturer	Nature of Approval	Supervising Authority	Initial Qualification Date
Generic ESCC 3902 Detail ESCC 3902/004	AXON' CABLE Montmirail France	Qualification	CNES	October 2015
Characteristics: Temperature range (°C): -100 to +150				
	WIRES AND CABLES, SPACEWIRE, ROUND, QUAD SYMMETRIC, FLEXIBLE, BASED ON TYPE SPACEWIRE	Certificate 335	Page 13-02 003-3	


Section 14**Component Type: Miscellaneous**


Sub-Section	Page No.	Cert.	Type Designation	Manufacturer
14-16-99			Switches	
	14-16-99-003	275 F	Thermostatic, Bimetallic	COMEPA
14-30-10			Passive Devices, RF	
	14-30-10-002-2	185 H	Coaxial Loads, 0 to 22 GHz	Radiall
	14-30-10-004	178 J	Attenuators, Type R413	Radiall
	14-30-10-005	340	Isolators and Circulators, Type BK1XXX and BK3XXX	Cobham




SECTION 14-: INDEX OF MISCELLANEOUS
REP005 Updated Jan 2017**

Types covered by similarity:		Remarks:		
Procurement Specifications	Manufacturer	Nature of Approval	Supervising Authority	Initial Qualification Date
Generic ESCC 3702 Detail 3702/001	COMEPA BAGNOLET France	Qualification	CNES	Mar 2004
<p>Characteristics:</p> <p>Variants 01 to 03 are qualified</p> <p>Range of Components: Grade 1 and Grade Y</p> <p>Maximum Ratings:</p> <p>Rated Current (I_R): 4 A (30 Vdc resistive)</p> <p>Operating Temperature Range ($^{\circ}\text{C}$), -50 to $+150$</p>				
 <p>ESCC European Space Components Coordination QPL</p>	<p>SWITCHES, THERMOSTATIC, BIMETALLIC, SPST, OPENING CONTACT, BASED ON TYPE TH 47</p>		<p>Certificate</p> <p>275 F</p>	<p>Page</p> <p>14-16 99-003</p>

Types covered by similarity:				Remarks:																					
Procurement Specifications		Manufacturer		Nature of Approval	Supervising Authority	Initial Qualification Date																			
Generic ESCC 3403 Detail 3403/006		RADIALL Saint-Quentin-Fallavier France		Qualification	CNES	Jul 1992																			
Characteristics: All variants are qualified. 50 ohms DC to 22 GHz																									
<table border="1"> <thead> <tr> <th>Type</th> <th>Detail Spec.</th> <th>Frequency Range (GHz)</th> <th>Rated Pin (W)</th> <th>Impedance (Ω)</th> </tr> </thead> <tbody> <tr> <td>3403/006</td> <td>3403/006</td> <td>0-22</td> <td>1</td> <td>50</td> </tr> </tbody> </table>							Type	Detail Spec.	Frequency Range (GHz)	Rated Pin (W)	Impedance (Ω)	3403/006	3403/006	0-22	1	50									
Type	Detail Spec.	Frequency Range (GHz)	Rated Pin (W)	Impedance (Ω)																					
3403/006	3403/006	0-22	1	50																					
<table border="1"> <thead> <tr> <th rowspan="2">Type</th> <th colspan="4">VSWR max</th> </tr> <tr> <th>$0 < f(\text{GHz}) \leq 4$</th> <th>$4 < f(\text{GHz}) \leq 12.4$</th> <th>$12.4 < f(\text{GHz}) \leq 18$</th> <th>$18 < f(\text{GHz}) \leq 22$</th> </tr> </thead> <tbody> <tr> <td>1</td> <td>1.05</td> <td>1.15</td> <td>1.20</td> <td>1.30</td> </tr> <tr> <td>2</td> <td>1.05</td> <td>1.15</td> <td>1.20</td> <td>1.25</td> </tr> </tbody> </table>							Type	VSWR max				$0 < f(\text{GHz}) \leq 4$	$4 < f(\text{GHz}) \leq 12.4$	$12.4 < f(\text{GHz}) \leq 18$	$18 < f(\text{GHz}) \leq 22$	1	1.05	1.15	1.20	1.30	2	1.05	1.15	1.20	1.25
Type	VSWR max																								
	$0 < f(\text{GHz}) \leq 4$	$4 < f(\text{GHz}) \leq 12.4$	$12.4 < f(\text{GHz}) \leq 18$	$18 < f(\text{GHz}) \leq 22$																					
1	1.05	1.15	1.20	1.30																					
2	1.05	1.15	1.20	1.25																					
Operating Temperature Range ($^{\circ}\text{C}$), -55 to +125																									
		PASSIVE DEVICES, R.F. COAXIAL LOADS, 0-22 GHz BASED ON TYPE R404			Certificate 185 H																				
					Page 14-30 10-002-2																				

Types covered by similarity:		Remarks:		
Procurement Specifications	Manufacturer	Nature of Approval	Supervising Authority	Initial Qualification Date
Generic ESCC 3403 Detail 3403/005	RADIALL Saint-Quentin-Fallavier France	Qualification	CNES	Jan 1991
Characteristics: Variants 01 to 31 Frequency range (GHz): 0 - 22 Attenuation (dB): 0 - 20 Operating Temperature Range (°C), -55 to +125				
	R.F. ATTENUATORS FIXED, COAXIAL BASED ON TYPE R413	Certificate 178 J	Page 14-30 10-004	

Types covered by similarity:		Remarks:		
Procurement Specifications	Manufacturer	Nature of Approval	Supervising Authority	Initial Qualification Date
Generic ESCC 3202 Detail 3202/026	Cobham Microwave Villebon-sur Yvette France	Qualification	CNES	Jun 2016
Characteristics: Variants 01 and 02 are qualified				
	ISOLATORS AND CIRCULATORS, LOW POWER, KA-BAND (22GHz—32 GHz), WITH NON-INTEGRAL SMA 2.9 COAXIAL CONNECTORS, BASED ON TYPES BK1XXX and BK3XXX	Certificate 340	Page 14-30 10-005	

Section 18

Component Type: Optoelectronics

Sub-Section	Page No.	Cert.	Type Designation	Manufacturer
			Currently there are no qualified sources of Optoelectronics	



SECTION 18-: INDEX OF OPTOELECTRONICS**

REP005 Updated Jan 2017