



ESCC QUALIFIED PARTS LIST (QPL)

ESCC/RP/QPL005-178 (REP 005)

NOVEMBER 2017



LEGAL DISCLAIMER AND COPYRIGHT

European Space Agency, Copyright © 2017. All rights reserved.

The European Space Agency disclaims any liability or responsibility, to any person or entity, with respect to any loss or damage caused, or alleged to be caused, directly or indirectly by the use and application of this ESCC publication.

This publication, without prior permission of the European Space Agency and provided it is not used for a commercial purpose, may be:

- copied in whole, in any medium, without alteration or modification.
- copied in part, in any medium, provided that the ESCC document identification, comprising the ESCC symbol, document number and document issue, is removed.

DOCUMENTATION CHANGE NOTICE

(Refer to <https://escies.org> for ESCC DCR content)

DCR No.	CHANGE DESCRIPTION
<p><u>1123</u></p>	<p>Extension: Certificate 140P, C&K Components Addition new termination type Certificate 141P, C&K Components Addition new termination type Certificate 071R, C&K Components Certificate 072R, C&K Components Certificate 290D, C&K Components Certificate 337A, C&K Components Certificate 310C, Easterline Leach Certificate 273F, Cobham Microwave Certificate 225G, Cobham Microwave Certificate 99P, Smiths Connectors Hypertac Certificate 149M, Smiths Connectors Hypertac Certificate 250H, Smiths Connectors Hypertac Certificate 281E, Smiths Connectors Hypertac Certificate 184M, IRCA RICA Certificate 256J, Vishay Selb</p> <p>Editorial: 200H, API Technologies RF2M Remarks removed (Revision F includes devices previously qualified under Certificates 224 and 236). Certificate 140P, C&K Components Certificate 141P, C&K Components Certificate 071R, C&K Components Certificate 290D, C&K Components</p> <p><i>Extension: The validity date of the certificate is extended. The scope of the certificate might change.</i></p> <p><i>Revision: The scope of the certificate is changed. The validity date of the certificate remains the same.</i></p>

TABLE OF CONTENTS

1	<i>Foreword</i>	6
2	<i>PROCURORS' RESPONSIBILITY</i>	6
3	<i>USE OF TABLES</i>	6
3.1	Publication	6
3.2	Type Designation	6
3.3	Components Characteristics	6
3.4	Manufacturer	6
4	<i>REVISION PROCEDURE</i>	6
5	<i>TABLE OF QUALIFIED COMPONENTS</i>	7
5.1	Table of Components	8
6	<i>Component certificates</i>	10
6.1	Capacitors (01)	10
6.1.1	Ceramic Fixed	10
6.1.2	Ceramic Fixed Chip	14
6.1.3	Tantalum, (Solid), Fixed, Electrolytic.....	22
6.1.4	Fixed Film	24
6.1.5	Semiconductor	27
6.2	Connectors (02)	28
6.2.1	Multipin, Solder Contacts.....	28
6.2.2	Multipin, Crimp Contacts	30
6.2.3	For printed Circuit Board.....	39
6.2.4	RF Coaxial	43
6.2.5	Microminiature, Crimp Contacts.....	46
6.3	Crystals (03)	50
6.4	Diodes (04)	52
6.4.1	Switching	52
6.4.2	Power Rectifier	53
6.4.3	RF/Microwave, Silicon Schottky	57
6.4.4	RF/Microwave, Varactors.....	58
6.5	Filters (05)	61
6.5.1	Feedthrough.....	61
6.5.2	SAW	62
6.6	Fuses (06)	63
6.6.1	Thin Film.....	63

6.7	Inductors (07)	65
6.7.1	Fixed, RF	65
6.7.2	Power	66
6.8	Microcircuits (08)	67
6.8.1	Digital C-MOS	67
6.8.2	Linear Switching Regulator.....	76
6.9	Relays (09)	77
6.9.1	Non-Latching, 28Vdc Contact Rating	77
6.9.2	Latching, 28Vdc Contact Rating	80
6.10	Resistors (10)	85
6.10.1	Shunts.....	85
6.10.2	Fixed, Film	86
6.10.3	Chip	88
6.10.4	Flexible, Foil, Heaters	92
6.11	Thermistors (11)	95
6.11.1	NTC.....	95
6.12	Transistors (12)	96
6.12.1	Low Power, NPN.....	96
6.12.2	Low Power, PNP	97
6.12.3	MOSFET, Power, N-Channel	98
6.12.4	MOSFET, Power, P-Channel	101
6.12.5	RF/Microwave, NPN, Low Power, Low Noise.....	102
6.12.6	Microwave, Gallium Arsenide	105
6.13	Wires and Cables (13)	106
6.13.1	Low Frequency	106
6.13.2	Coaxial, RF, Flexible	128
6.14	Thermostats (20)	134
6.14.1	Switches	134
6.15	RF Passive (30)	135
6.15.1	Circulator and Isolator.....	135
6.15.2	Attenuator and Load	137

1 **FOREWORD**

This document contains a list of components that have been qualified to the rules of the ESCC System and are intended for use in ESA and other spacecraft and associated equipment in accordance with the requirements of the ECSS Standard ESCC-Q-ST-60.

It is permitted to advertise the ESCC qualification status of a product provided such publicity or advertisement does not state or imply that the product is the only qualified or capability approved one of that particular type, range or family.

2 **PROCURORS' RESPONSIBILITY**

When procuring ESCC qualified or capability approved components, the procurer is responsible for ensuring that the qualification or capability approval status is valid and that delivered components fulfill the specified requirements of the applicable ESCC specifications. The procurer is advised to utilise the ESCC non-conformance system in the event that a qualified or capability approved manufacturer delivers non-conforming components.

3 **USE OF TABLES**

3.1 **PUBLICATION**

The individual entries are published in sections within this document and are presented by manufacturer on the web. Please refer to our escies.org website.

3.2 **TYPE DESIGNATION**

The referenced type (style) designations are derived from industrial standards (i.e., JEDEC PRO-ELECTRON, MIL, IEC and CECC). The purpose is to identify the similarity of a listed qualified component to a standard type designation.

3.3 **COMPONENTS CHARACTERISTICS**

The electrical characteristics are listed for guidance only and, unless otherwise stated, are specified at +25°C. The precise characteristics of the qualified component are defined in the referenced ESCC specification.

3.4 **MANUFACTURER**

Plant locations are indicated in the individual listing; contact information is given in full on the appropriate web pages. Please refer to our escies.org website.

4 **REVISION PROCEDURE**

Amendments to the previous issue of the QPL implemented herein are indicated by the content of the "Document Changes" page and by its respective DCR number. The new issue number of the QPL document and its associate date are indicated in the front page.

5 TABLE OF QUALIFIED COMPONENTS

Components qualified to the ESCC System are grouped by component type designations. Individual components are listed within the relevant sections as indicated in Table 5.1.

Section	Component Types
01	Capacitors
02	Connectors
03	Crystals and Oscillators
04	Diodes
05	Filters
06	Fuses
07	Inductors
08	Microcircuits
09	Relays
10	Resistors
11	Thermistor Sensors
12	Transistors
13	Wires and Cables
14	Transformers
18	Optoelectronics
20	Thermostats
30	RF Passive
40	Hybrids and Modules
50	Cable Assembly
99	Miscellaneous

5.1

TABLE OF COMPONENTS

Components	Sub-Section	Manufacturers	Certificates
01 Capacitors	Ceramic Fixed	AVX (N.I), Exxelia Technologies	231K, 315B, 262G, 306C
	Ceramic Fixed Chip	AVX/TPC, Exxelia Technologies, AVX(N.I)	109N, 323Brev1, 110N, 324Brev1, 264G, 331
	Tantalum, (Solid), Fixed, Electrolytic	AVX (CZ)	196G, 327B
	Fixed Film	Exxelia Technologies	251H, 270F, 338
	Semiconductor	Cobham Microwave	286C
02 Connectors	Multipin, Solder Contacts	C&K Components, Souriau	71R, 155M
	Multipin, Crimp Contacts	C&K Components, Souriau, Deutsch, Axon' Cable	72R, 156L, 25Q, 220H, 221H, 222H, 223G, 288C, 337A
	For Printed Circuit Board	Smiths Connectors Hypertac	99P, 149M, 250H, 281E
	RF Coaxial	Radiall, Rosenberger	68N, 283D, 329A
	Microminiature, Crimp Contacts	C&K Components, Souriau	140P, 141P, 290D, 301C
03 Crystals and Oscillators	Crystals	Rakon	333A, 334A
04 Diodes	Switching	STMicroelectronics	311C
	Power Rectifier	STMicroelectronics	297C, 302C, 272G, 274F
	RF/Microwave, Silicon Schottky	Infineon	227F
	RF/Microwave, Varactors	API Technologies-RF2M Division, Cobham Microwave	200H, 225G, 273F
05 Filters	Feedthrough	Exxelia Technologies	252H
	SAW	Kongsberg Norspace	313B
06 Fuses	Thin Film	Schurter	284D, 336A
07 Inductors	Fixed, RF	Exxelia Magnetics	241Hrev1
	Power	Exxelia Magnetics	276Erev1
08 Microcircuits	Digital C-MOS	STMicroelectronics, Microchip Technology Nantes	73Q, 190L, 278Erev1, 312Brev1, 342rev1
	Linear Switching Regulator	ST Microelectronics	344
09 Relays	Non-Latching, 28Vdc Contact Rating	REL-STPI, Leach, Leach Sarralbe	102H, 205F, 318Brev1
	Latching, 28Vdc Contact Rating	REL-STPI, Leach, Leach Sarralbe, Leach Niort	88J, 98H, 317Brev1, 167G, 310C,

10 Resistors	Shunts	Isabellenhuetten	285D
	Fixed, Film	Vishay Electronic GmbH	256J, 289D
	Chip	Vishay SA, Sfernice	287E, 314C
	Flexible, Foil, Heaters	IRCA, Minco	184M, 325A, 330A
11 Thermistor Sensors	NTC	TE Connectivity MEAS	266H
12 Transistors	Low Power, NPN	STMicroelectronics	233L
	Low Power, PNP	STMicroelectronics	234L
	MOSFET, Power, N-Channel	STMicroelectronics, Infineon	303C, 319B, 339
	MOSFET, Power, P-Channel	STMicroelectronics	326A
	RF/Microwave, NPN, Low Power, Low Noise	Infineon	230G, 245G, 322A
	Microwave, Gallium Arsenide	Infineon	213G
13 Wires and Cables	Low Frequency	Draka Fileca, Nexans, Axon' Cable, W.L. Gore, Leoni, Tyco,	07R, 09Q, 132P, 08R, 292D, 138M, 219L, 268G, 295C, 159N, 267H, 215L, 216K, 294C, 300D, 229K, 293D, 296C, 257H, 299C, 305C, 328A
	Coaxial, RF, Flexible	Nexans, W.L. Gore, Axon' Cable	24S, 255J, 298D, 291D, 304C, 335A
20 Thermostats	Switches	Comepa	275F
30 RF Passive	Circulator and Isolator	Cobham	340, 347
	Attenuator and Load	Radiall	185H, 178J

6 COMPONENT CERTIFICATES

6.1 CAPACITORS (01)

6.1.1 Ceramic Fixed

Capacitors, Ceramic, Type II, High Capacitance, Based on Case Styles BR, CV, and CH				231K
Procurement Specifications	Manufacturer	Nature of Approval	Supervising Authority	Initial Qualification Date
Generic ESCC 3001 Detail ESCC 3001/030	AVX Limited Coleraine Northern Ireland	Qualification	UK Space Agency	Jul 1996
Remarks				
<p>Qualified Range:</p> <p>E12 series</p> <p>Variants 01 to 74 capacitance range for 50V, 100V and 200V, as per Detail Specification Variants 01 to 52, and 59 to 60, for 500V are qualified</p> <p>± 10% tolerance</p> <p>Operating Temperature Range (°C): -55 to +125</p>				

CAPACITORS, CERAMIC, TYPE II, MULTIPLE LAYERS, BASED ON TYPES CNC 31 to 34, NE, PE AND PLE				315B
Procurement Specifications	Manufacturer	Nature of Approval	Supervising Authority	Initial Qualification Date
Generic ESCC 3001	Exxelia Technologies Chanteloup en Brie France	Qualification	CNES	Nov 2011
Detail ESCC 3001/037		Remarks		
<p>Qualified Range:</p> <p>Variants 01 to 16. 16V : 2.2 to 68 μF 25V: 1.2 to 39 μF</p> <p>E12 \pm10% tolerance</p> <p>DIL format with equal number of leads per side Lead material : type A with type 10 finish (electro-deposited 98% Ag min.)</p> <p>Operating Temperature Range ($^{\circ}$C): -55 to +125</p>				

CAPACITORS, CERAMIC, TYPE II, HIGH VOLTAGE, 1.0 TO 5.0 KV, BASED ON CASE STYLES VR, CV, AND CH				262G
Procurement Specifications	Manufacturer	Nature of Approval	Supervising Authority	Initial Qualification Date
Generic ESCC 3001	AVX Limited Coleraine Northern Ireland	Qualification	UK Space Agency	Sep 2000
Detail ESCC 3001/034		Remarks:		
<p>Qualified Range:</p> <p>E12 series</p> <p>Variants 01 to 22 are qualified ±10% tolerance</p> <p>Operating Temperature Range (C): -55 to +125</p>				

CAPACITORS, CERAMIC, TYPE II, 50V to 500V, BASED ON TYPES CNC53 to CNC56.				306C
Procurement Specifications	Manufacturer	Nature of Approval	Supervising Authority	Initial Qualification Date
Generic ESCC 3001	Exxelia Technologies Chanteloup en Brie France	Qualification	CNES	Mar 2011
Detail ESCC 3001/038		Remarks:		
<p>Qualified Range:</p> <p>Variants 01 to 04, 08 to 11, 15 to 18 and 22 to 25 are qualified All values 50V to 500V E12: ±10% tolerance</p> <p>Operating Temperature Range (°C): -55 to +125</p>				

6.1.2 Ceramic Fixed Chip

CAPACITORS, CERAMIC, FIXED, CHIP, TYPE				109N			
Procurement Specifications	Manufacturer	Nature of Approval	Supervising Authority	Initial Qualification Date			
Generic ESCC 3009 Detail ESCC	AVX/TPC St Apollinaire France	Qualification	CNES	Feb 1983			
Remarks:							
3009/003 , 3009/004 , 3009/005 , 3009/006 , 3009/022							
Qualified range:							
Variants 03 and 06 are qualified							
Style	Model	Detail Spec	Variants	Capacitance Range	Rated Voltage	Tolerance (+%)	TC (ppm/°C)
0805	A_12C	3009/003	03, 06	4.7 to 9.1 10 to 1 500	50, 100 50, 100	0.5pF 1, 2, 5, 10	±30
1206	A_20C	3009/022	03, 06	10 to 3 900	50, 100	1, 2, 5, 10	±30
1210	A_13C	3009/004	03, 06	22 to 6 800 8 200 to 10 000	50, 100 50	1, 2, 5, 10	±30
1812	A_14C	3009/005	03, 06	100 to 15 000	50, 100	1, 2, 5, 10	±30
2220	A_15C	3009/006	03, 06	470 to 33 000	50, 100	1, 2, 5, 10	±30
Operating Temp. Range (°C), -55 to +125							

CAPACITORS, CERAMIC, FIXED, CHIP, TYPE I							323Brev1	
Procurement Specifications		Manufacturer		Nature of Approval		Supervising Authority		Initial Qualification Date
Generic ESCC 3009		ExxeliaTechnologies Chanteloup en Brie France		Qualification		CNES		Oct 2012
Detail ESCC				Remarks:				
3009/003, 3009/004, 3009/005, 3009/006, 3009/022, 3009/037, 3009/040, 3009/042								
Qualified range:								
Style	Model	Detail Spec	Variants	Capacitance Range			Rated Voltage	Tolerance (+%)
0805	CEC202S	3009/003	06	10	to	2 700	16	<10pF 0.25—0.5 – 1 (pF) ≥10pF 1, 2, 5, 10
	CEC204S	3009/040	02	10	to	2 200	25	
				1	to	1 800	50	
				1	to	1 200	100	
1210	CEC402S	3009/004	06	10	to	15 000	16	
	CEC404S	3009/040	04	10	to	13 000	25	
				10	to	12 000	50	
				10	To	6 800	100	
1812	CEC602S	3009/005	06	100	to	33 000	16	
	CEC604S	3009/040	05	100	to	30 000	25	
				100	to	22 000	50	
				100	to	12 000	100	
2220	CEC702S	3009/006	06	470	to	68 000	16	
	CEC704S	3009/040	06	470	to	56 000	25	
				470	to	47 000	50	
				470	to	27 000	100	
1206	CEC1202S	3009/022	06	10	to	6 800	16	
	CEC1204S	3009/040	03	10	to	6 200	25	
				1	to	5 600	50	
				1	to	3 900	100	
0603	CEC1402S	3009/037	06	10	to	1 000	16	
	CEC1404S	3009/040	01	10	to	680	25	
				1	to	560	50	
				1	to	330	100	
0402	CEC1902S	3009/042	06	12	to	330	10	
	CEC1904S	3009/040	13	12	to	120	16	
				12	to	100	25	
Operating Temp. Range (°C), -55 to +125								

CAPACITORS, CERAMIC, FIXED, CHIP, TYPE II								110N	
Procurement Specifications		Manufacturer		Nature of Approval		Supervising Authority		Initial Qualification Date	
Generic ESCC 3009 Detail ESCC		AVX/TPC St Apollinaire France		Qualification		CNES		Feb 1983	
				Remarks:					
3009/008, 3009/009, 3009/010, 3009/011, 3009/023									
Qualified range:									
Style	Model	Detail Spec	Variants	Capacitance Range			Rated Voltage	Tolerance (+%)	
0805	A_12G	3009/008	03, 06	820	to	47 000	25	5, 10, 20	
				820	to	27 000	50	5, 10, 20	
				820	to	10 000	100	5, 10, 20	
0805	A612Z	3009/008	07	2 700	to	100 000	25	5, 10, 20	
				2 700	to	100 000	50		
				2 700	To	47 000	100		
				330	to	15 000	200		
1210	A_13G	3009/009	03, 06	3 900	to	220 000	25	5, 10, 20	
				3 900	to	150 000	50	5, 10, 20	
				3 900	to	47 000	100	5, 10, 20	
1210	A613Z	3009/009	07	3 900	to	470 000	25	5, 10, 20	
				3 900	to	330 000	50		
				3 900	to	220 000	100		
				680	to	68 000	200		
1812	A_14G	3009/010	03, 06	6 800	to	470 000	25	5, 10, 20	
				6 800	to	270 000	50	5, 10, 20	
				6 800	to	82 000	100	5, 10, 20	
1812	A614Z	3009/010	07	22 000	to	1 000 000	25	5, 10, 20	
				22 000	to	680 000	50		
				22 000	to	470 000	100		
				3 300	to	150 000	200		
2220	A_15G	3009/011	03, 06	18 000	to	1 000 000	25	5, 10, 20	
				18 000	to	680 000	50	5, 10, 20	
				18 000	to	180 000	100	5, 10, 20	
2220	A615Z	3009/011	07	100 000	to	2 200 000	25	5, 10, 20	
				100 000	To	1 500 000	50		
				100 000	To	1 000 000	100		
				6 800	to	330 000	200		
1206	A_20G	3009/023	03, 06	2 200	to	100 000	25	5, 10, 20	
				2 200	to	68 000	50	5, 10, 20	
				2 200	to	22 000	100	5, 10, 20	
1206	A620Z	3009/023	07	3 300	to	220 000	25	5, 10, 20	
				3 300	to	150 000	50		
				3 300	To	100 000	100		
				470	to	47 000	200		
Operating Temperature Range (°C), -55 to +125									

CAPACITORS, CERAMIC, FIXED, CHIP, TYPE II							324Brev1	
Procurement Specifications	Manufacturer		Nature of Approval	Supervising Authority		Initial Qualification Date		
Generic ESCC 3009 Detail ESCC	ExxeliaTechnologies Chanteloup en Brie France		Qualification	CNES		Oct 2012		
Remarks:								
3009/008, 3009/009, 3009/010, 3009/011, 3009/023, 3009/038, 3009/039, 3009/043								
Qualified range:								
Style	Model	Detail Spec	Variants	Capacitance Range			Rated Voltage	Tolerance (+%)
0805	CNC202S	3009/008	06	6 800	to	150 000	16	5, 10, 20
				6 800	to	100 000	25	
				100	to	47 000	50	
				68	to	10 000	100	
			07	6 800	to	220 000	16	5, 10, 20
				6 800	to	150 000	25	
				100	to	100 000	50	
				68	to	47 000	100	
0805	CNC204S	3009/039	02	6 800	to	150 000	16	5, 10, 20
				6 800	to	100 000	25	
				100	to	47 000	50	
				68	to	10 000	100	
			14	6 800	to	390 000	16	5, 10, 20
				6 800	to	150 000	25	
				100	to	100 000	50	
				68	to	47 000	100	
1210	CNC402S	3009/009	06	33 000	to	560 000	16	5, 10, 20
				33 000	to	330 000	25	
				2 200	to	220 000	50	
				2 200	to	56 000	100	
			07	33 000	to	820 000	16	5, 10, 20
				33 000	to	560 000	25	
				2 200	to	390 000	50	
				2 200	to	220 000	100	
	CNC404S	3009/039	04	33 000	to	560 000	16	5, 10, 20
				33 000	to	330 000	25	
				2 200	to	220 000	50	
				2 200	to	56 000	100	
			16	33 000	to	820 000	16	5, 10, 20
				33 000	to	560 000	25	
				2 200	to	390 000	50	
				2 200	to	220 000	100	
1812	CNC602S	3009/010	06	100 000	to	1 200 000	16	5, 10, 20
				100 000	to	680 000	25	
				3 900	to	470 000	50	
				3 900	to	120 000	100	

CAPACITORS, CERAMIC, FIXED, CHIP, TYPE II							324Brev1	
	CNC602S	3009/010	07	100 000 100 000 3 900 3 900	to to to to	1 800 000 1 200 000 820 000 470 000	16 25 50 100	5, 10, 20
	CNC604S	3009/039	05	100 000 100 000 3 900 3 900	to to to to	1 200 000 680 000 470 000 120 000	16 25 50 100	5, 10, 20
			17	100 000 100 000 3 900 3 900	to to to to	1 800 000 1 200 000 820 000 470 000	16 25 50 100	5, 10, 20
2220	CNC702S	3009/011	06	150 000 150 22 000 22 000	to to to to	2 700 000 1 500 000 1 000 000 270 000	16 25 50 100	5, 10, 20
			07	150 000 150 000 22 000 22 000	to to to to	3 900 000 2 200 000 1 800 000 1 000 000	16 25 50 100	5, 10, 20
	CNC704S	3009/039	06	150 000 150 22 000 22 000	to to to to	2 700 000 1 500 000 1 000 000 270 000	16 25 50 100	5, 10, 20
			18	150 000 150 000 22 000 22 000	to to to to	3 900 000 2 200 000 1 800 000 1 000 000	16 25 50 100	5, 10, 20
1206	CNC1202S	3009/023	06	10 000 10 000 470 470	to to to to	270 000 180 000 82 000 27 000	16 25 50 100	5, 10, 20
			07	10 000 10 000 470 470	to to to to	390 000 270 000 180 000 120 000	16 25 50 100	5, 10, 20
	CNC1204S	3009/039	03	10 000 10 000 470 470	to to to to	270 000 180 000 82 000 27 000	16 25 50 100	5, 10, 20
			15	10 000 10 000 470 470	to to to to	1 000 000 270 000 180 000 120 000	16 25 50 100	5, 10, 20
0603	CNC1402S	3009/038	06	390 390 10 10	to to to to	33 000 22 000 10 000 2 700	16 25 50 100	5, 10, 20
			07	390 390 10 10	to to to to	39 000 33 000 22 000 12 000	16 25 50 100	5, 10, 20
	CNC1404S	3009/039	01	390 390	to to	33 000 22 000	16 25	5, 10, 20

CAPACITORS, CERAMIC, FIXED, CHIP, TYPE II							324Brev1	
				10 10	to to	10 000 2 700	50 100	
			13	390 390 10 10	to to to to	100 000 33 000 22 000 12 000	16 25 50 100	5, 10, 20
0402	CNC1902S	3009/043	06	68 68 68	To To to	12 000 8 200 5 600	10 16 25	5, 10, 20
	CNC1904S	3009/039	25	68 68 68	To To to	12 000 8 200 5 600	10 16 25	
Operating Temperature Range (°C), -55 to +125								

CAPACITORS, FIXED, CHIP, CERAMIC, TYPE II, HIGH VOLTAGE, BASED ON 1812 and 1825				264G	
Procurement Specifications	Manufacturer	Nature of Approval	Supervising Authority	Initial Qualification Date	
Generic ESCC 3009 Detail ESCC 3009/034	AVX Limited Coleraine Northern Ireland	Qualification	UK Space Agency	Feb 2001	
Remarks:					
<p>Qualified Range:</p> <p>Variants 01 to 12 are qualified</p> <p>Terminations:</p> <p>Variants 01 to 12: metallised pads</p>					
Style	Rated Voltage	Capacitance Range			Tolerance (+%)
1812	1.0	3 900	to	22 000	10
	2.0	1 500	to	1 800	10
	3.0	820	to	1 000	10
1825	1.0	27 000	to	56 000	10
	2.0	2 200	to	6 800	10
	3.0	820	to	2 700	10
Operating Temperature Range (°C): -55 to +125					

CAPACITORS, FIXED, CHIP, BASE METAL ELECTRODE, CERAMIC DIELECTRIC TYPE II, BASED ON TYPE TTP, 0603, 0805, 1206, 1210, 1812				331
Procurement Specifications	Manufacturer	Nature of Approval	Supervising Authority	Initial Qualification Date
Generic ESCC 3009	AVX Limited Coleraine Northern Ireland	Qualification	ESA	Apr 2015
Detail ESCC 3009/041		Remarks:		
<p>Qualified Range:</p> <p>E12 value series</p> <p>Variant 02 0603, Cn as in Detail specification, 5%, 10%, 20% tolerances, 16V, 25V, 50V, 100V rated</p> <p>Variant 03 0805, Cn as in Detail specification, 5%, 10%, 20% tolerances, 16V, 25V, 50V, 100V rated</p> <p>Variant 04 1206, Cn as in Detail specification, 5%, 10%, 20% tolerances, 16V, 25V, 50V, 100V rated</p> <p>Variant 05 1210, Cn as in Detail specification, 5%, 10%, 20% tolerances, 16V, 25V, 50V, 100V rated</p> <p>Variant 06 1812, Cn as in Detail specification, 5%, 10%, 20% tolerances, 16V, 25V, 50V, 100V rated</p> <p>Terminations: Cu and Ag-loaded epoxy + Ni barrier+ Sn/Pb plating finish (10% Pb minimum)</p> <p>Operating Temperature Range (°C): -55 to +125</p>				

6.1.3 Tantalum, (Solid), Fixed, Electrolytic

CAPACITORS, LEADLESS SURFACE MOUNTED, TANTALUM, SOLID ELECTROLYTE, TYPE TAJ				196G
Procurement Specifications	Manufacturer	Nature of Approval	Supervising Authority	Initial Qualification Date
Generic ESCC 3012	AVX Czech Republic sro Tantalum Division Lanskroun Czech Republic	Qualification	ESA	Jun 1993
Detail ESCC 3012/001		Remarks:		
<p>Qualified Range:</p> <p>Variants 01 to 07 and 11 to 17 are qualified</p> <p>Termination finish:</p> <ul style="list-style-type: none"> A and B case sizes are available in NILO only, e.g., Variant 01 (A case), Variant 02 (B case) C, D, E case sizes are available as Copper only, e.g., Variant 13 (C case), Variant 14 (D case), Variant 17 (E case) 				

CAPACITORS, LEADLESS SURFACE MOUNTED, TANTALUM, SOLID ELECTROLYTE, TYPE TES				327B																																																																																																																													
Procurement Specifications	Manufacturer	Nature of Approval	Supervising Authority	Initial Qualification Date																																																																																																																													
Generic ESCC 3012 Detail ESCC 3012/004	AVX Czech Republic sro Tantalum Division Lanskroun Czech Republic	Qualification	ESA	Oct 2013																																																																																																																													
Remarks:																																																																																																																																	
<p>Qualified Range:</p> <p>Variants 01 to 05. Case styles A (1206), B (1210), C (2312), D (2917), E (2917)</p> <table border="1"> <thead> <tr> <th rowspan="2">Capacitance C_n (μF)</th> <th colspan="8">Rated Voltage U_R</th> </tr> <tr> <th>6.3V</th> <th>10V</th> <th>12V</th> <th>16V</th> <th>20V</th> <th>25V</th> <th>35V</th> <th>50V</th> </tr> </thead> <tbody> <tr> <td>1</td> <td></td> <td></td> <td></td> <td></td> <td></td> <td>A 3000</td> <td></td> <td>B 2000</td> </tr> <tr> <td>3.3</td> <td></td> <td></td> <td></td> <td></td> <td>A 2500</td> <td></td> <td>B 1000</td> <td>C 1000</td> </tr> <tr> <td>4.7</td> <td></td> <td></td> <td></td> <td>A 2000</td> <td></td> <td>B 1000</td> <td>C 600</td> <td>D 200</td> </tr> <tr> <td>10</td> <td></td> <td>A 1800</td> <td></td> <td></td> <td>B 1000</td> <td>C 600</td> <td>D 120</td> <td></td> </tr> <tr> <td>22</td> <td>A 900</td> <td></td> <td></td> <td>B 600</td> <td>C 400</td> <td></td> <td>D 100</td> <td></td> </tr> <tr> <td>33</td> <td></td> <td>B 650</td> <td></td> <td></td> <td>C 300</td> <td>D 65</td> <td>E 65</td> <td></td> </tr> <tr> <td>47</td> <td>B 500</td> <td></td> <td></td> <td>C 350</td> <td>D 55</td> <td>E 65</td> <td></td> <td></td> </tr> <tr> <td>100</td> <td></td> <td>C 200</td> <td></td> <td>D 55</td> <td>E 45</td> <td></td> <td></td> <td></td> </tr> <tr> <td>150</td> <td>C 300</td> <td>D 45</td> <td></td> <td>E 40</td> <td></td> <td></td> <td></td> <td></td> </tr> <tr> <td>220</td> <td></td> <td>D 35</td> <td>E 35</td> <td></td> <td></td> <td></td> <td></td> <td></td> </tr> <tr> <td>330</td> <td>D 35</td> <td>E 35</td> <td></td> <td></td> <td></td> <td></td> <td></td> <td></td> </tr> <tr> <td>470</td> <td>E 30</td> <td></td> <td></td> <td></td> <td></td> <td></td> <td></td> <td></td> </tr> </tbody> </table>					Capacitance C_n (μ F)	Rated Voltage U_R								6.3V	10V	12V	16V	20V	25V	35V	50V	1						A 3000		B 2000	3.3					A 2500		B 1000	C 1000	4.7				A 2000		B 1000	C 600	D 200	10		A 1800			B 1000	C 600	D 120		22	A 900			B 600	C 400		D 100		33		B 650			C 300	D 65	E 65		47	B 500			C 350	D 55	E 65			100		C 200		D 55	E 45				150	C 300	D 45		E 40					220		D 35	E 35						330	D 35	E 35							470	E 30							
Capacitance C_n (μ F)	Rated Voltage U_R																																																																																																																																
	6.3V	10V	12V	16V	20V	25V	35V	50V																																																																																																																									
1						A 3000		B 2000																																																																																																																									
3.3					A 2500		B 1000	C 1000																																																																																																																									
4.7				A 2000		B 1000	C 600	D 200																																																																																																																									
10		A 1800			B 1000	C 600	D 120																																																																																																																										
22	A 900			B 600	C 400		D 100																																																																																																																										
33		B 650			C 300	D 65	E 65																																																																																																																										
47	B 500			C 350	D 55	E 65																																																																																																																											
100		C 200		D 55	E 45																																																																																																																												
150	C 300	D 45		E 40																																																																																																																													
220		D 35	E 35																																																																																																																														
330	D 35	E 35																																																																																																																															
470	E 30																																																																																																																																

6.1.4 Fixed Film

CAPACITORS, FIXED, RECONSTITUTED MICA, HIGH VOLTAGE, BASED ON TYPE HT86PS				251H																																								
Procurement Specifications	Manufacturer	Nature of Approval	Supervising Authority	Initial Qualification Date																																								
Generic ESCC 3006	Exxelia Technologies Chanteloup en Brie France	Qualification	CNES	Aug 1998																																								
Detail ESCC 3006/022		Remarks:																																										
<p>Qualified Range:</p> <p>All values defined by the ESCC Detail Specification</p> <table border="1"> <thead> <tr> <th colspan="2">Capacitance Range (nF)</th> <th>Tol. ($\pm\%$)</th> <th>UR(kV)</th> </tr> </thead> <tbody> <tr> <td>33</td> <td>to 2 200</td> <td>10</td> <td>1.5</td> </tr> <tr> <td>15</td> <td>to 1 500</td> <td>10</td> <td>2.5</td> </tr> <tr> <td>15</td> <td>to 1 000</td> <td>10</td> <td>3.5</td> </tr> <tr> <td>6.8</td> <td>to 470</td> <td>10</td> <td>5.0</td> </tr> <tr> <td>2.2</td> <td>to 220</td> <td>10</td> <td>7.5</td> </tr> <tr> <td>1.0</td> <td>to 100</td> <td>10</td> <td>10.0</td> </tr> <tr> <td>3.3</td> <td>to 68</td> <td>10</td> <td>12.5</td> </tr> <tr> <td>1.5</td> <td>to 33</td> <td>10</td> <td>15.0</td> </tr> <tr> <td>0.68</td> <td>to 15</td> <td>10</td> <td>20.0</td> </tr> </tbody> </table> <p>Operating Temperature Range, (°C): -55 to +125</p>					Capacitance Range (nF)		Tol. ($\pm\%$)	UR(kV)	33	to 2 200	10	1.5	15	to 1 500	10	2.5	15	to 1 000	10	3.5	6.8	to 470	10	5.0	2.2	to 220	10	7.5	1.0	to 100	10	10.0	3.3	to 68	10	12.5	1.5	to 33	10	15.0	0.68	to 15	10	20.0
Capacitance Range (nF)		Tol. ($\pm\%$)	UR(kV)																																									
33	to 2 200	10	1.5																																									
15	to 1 500	10	2.5																																									
15	to 1 000	10	3.5																																									
6.8	to 470	10	5.0																																									
2.2	to 220	10	7.5																																									
1.0	to 100	10	10.0																																									
3.3	to 68	10	12.5																																									
1.5	to 33	10	15.0																																									
0.68	to 15	10	20.0																																									

CAPACITORS, FIXED, SURFACE MOUNT, D.C. SELF-HEALING, NON-INDUCTIVE, POLYTEREPHTHALATE, DIELECTRIC, BASED ON TYPE PM94S				270F																																			
Procurement Specifications	Manufacturer	Nature of Approval	Supervising Authority	Initial Qualification Date																																			
Generic ESCC 3006	Exxelia Technologies Marmoutier France	Qualification	CNES	Aug 2002																																			
Detail ESCC 3006/024		Remarks:																																					
<p>Qualified range:</p> <p>E12 series Sizes Available 01, 02, 03, 04 Maximum dimensions (mm): 01: 10.7 x 10.7 x B 02: 15.5 x 15.5 x B 03: 16.5 x 15.5 x B 04: 18.5 x 17.0 x B Where B= 6, 8, 10, 12, 14, 15 depending on capacitance value</p> <table border="1"> <thead> <tr> <th colspan="3">Capacitance Range (µF)</th> <th>Tol. (±%)</th> <th>UR(V)</th> </tr> </thead> <tbody> <tr> <td>2.2</td> <td>to</td> <td>47</td> <td>10</td> <td>50</td> </tr> <tr> <td>1.5</td> <td>to</td> <td>22</td> <td>10</td> <td>63</td> </tr> <tr> <td>0.56</td> <td>to</td> <td>12</td> <td>10</td> <td>100</td> </tr> <tr> <td>0.33</td> <td>to</td> <td>5.6</td> <td>10</td> <td>200</td> </tr> <tr> <td>0.22</td> <td>to</td> <td>4.7</td> <td>10</td> <td>250</td> </tr> <tr> <td>0.10</td> <td>to</td> <td>1.8</td> <td>10</td> <td>400</td> </tr> </tbody> </table> <p>Operating Temperature Range, (°C): -55 to +125</p>					Capacitance Range (µF)			Tol. (±%)	UR(V)	2.2	to	47	10	50	1.5	to	22	10	63	0.56	to	12	10	100	0.33	to	5.6	10	200	0.22	to	4.7	10	250	0.10	to	1.8	10	400
Capacitance Range (µF)			Tol. (±%)	UR(V)																																			
2.2	to	47	10	50																																			
1.5	to	22	10	63																																			
0.56	to	12	10	100																																			
0.33	to	5.6	10	200																																			
0.22	to	4.7	10	250																																			
0.10	to	1.8	10	400																																			

CAPACITORS, FIXED, SELF-HEALING, NON-INDUCTIVE, PET DIELECTRIC, BASED ON TYPES PM907S AND PM948S				338
Procurement Specifications	Manufacturer	Nature of Approval	Supervising Authority	Initial Qualification Date
Generic ESCC 3006	Exxelia Technologies Marmoutier France	Qualification	CNES	Mar 2016
Detail ESCC 3006/025 3006/026		Remarks:		
<p>Qualified range:</p> <p>All variants in the ESCC Detail specifications 3006/025 and 3006/026 are qualified.</p> <p>Operating Temperature Range, (°C): -55 to +125</p>				

6.1.5 Semiconductor

CAPACITORS, MICROWAVE, SILICON, NAKED DIE, MOS, BASED ON TYPES 101M, 201M, 400M AND 401M				286D																																					
Procurement Specifications	Manufacturer	Nature of Approval	Supervising Authority	Initial Qualification Date																																					
Generic ESCC 5010 Detail ESCC 5711/002	COBHAM MICROWAVE Les Ulis France	Qualification	CNES	Dec 2008																																					
Remarks:																																									
<p>Qualified range:</p> <p>All variants defined by the ESCC Detail Specification</p> <table border="1"> <thead> <tr> <th>Type</th> <th>Capacitance Range (pF)</th> <th>U_r(V)</th> </tr> </thead> <tbody> <tr> <td>400M106A & C</td> <td>8.2, 10, 12, 15</td> <td rowspan="5">40</td> </tr> <tr> <td>400M10xA & 107C</td> <td>18, 22, 27, 33, 39</td> </tr> <tr> <td>400M108A & C</td> <td>47, 56, 68</td> </tr> <tr> <td>400M110A & C</td> <td>81, 100</td> </tr> <tr> <td>400M113J & 114J</td> <td>10</td> </tr> <tr> <td>101M106A & C</td> <td>3.9, 4.7, 5.6, 6.8</td> <td rowspan="3">100</td> </tr> <tr> <td>101M10xA & 107C</td> <td>10, 12, 15</td> </tr> <tr> <td>101M108A & C</td> <td>22, 27, 33, 39</td> </tr> <tr> <td>201M106C</td> <td>2.2, 2.7, 3.3</td> <td rowspan="5">200</td> </tr> <tr> <td>201M106A</td> <td>0.1X (201M106C, -107C, -108C) + 210M106C</td> </tr> <tr> <td>201M10xA & 107C</td> <td>3.9, 4.7, 5.6, 6.8, 8.2</td> </tr> <tr> <td>201M108A & C</td> <td>10, 12, 15, 18</td> </tr> <tr> <td>201M111J & 112J</td> <td>0.25 & 0.4</td> </tr> <tr> <td>401M111J</td> <td>0.125</td> <td rowspan="2">400</td> </tr> <tr> <td>401M112J</td> <td>0.2</td> </tr> </tbody> </table> <p>Operating Temperature Range, (°C): -55 to +150</p>					Type	Capacitance Range (pF)	U _r (V)	400M106A & C	8.2, 10, 12, 15	40	400M10xA & 107C	18, 22, 27, 33, 39	400M108A & C	47, 56, 68	400M110A & C	81, 100	400M113J & 114J	10	101M106A & C	3.9, 4.7, 5.6, 6.8	100	101M10xA & 107C	10, 12, 15	101M108A & C	22, 27, 33, 39	201M106C	2.2, 2.7, 3.3	200	201M106A	0.1X (201M106C, -107C, -108C) + 210M106C	201M10xA & 107C	3.9, 4.7, 5.6, 6.8, 8.2	201M108A & C	10, 12, 15, 18	201M111J & 112J	0.25 & 0.4	401M111J	0.125	400	401M112J	0.2
Type	Capacitance Range (pF)	U _r (V)																																							
400M106A & C	8.2, 10, 12, 15	40																																							
400M10xA & 107C	18, 22, 27, 33, 39																																								
400M108A & C	47, 56, 68																																								
400M110A & C	81, 100																																								
400M113J & 114J	10																																								
101M106A & C	3.9, 4.7, 5.6, 6.8	100																																							
101M10xA & 107C	10, 12, 15																																								
101M108A & C	22, 27, 33, 39																																								
201M106C	2.2, 2.7, 3.3	200																																							
201M106A	0.1X (201M106C, -107C, -108C) + 210M106C																																								
201M10xA & 107C	3.9, 4.7, 5.6, 6.8, 8.2																																								
201M108A & C	10, 12, 15, 18																																								
201M111J & 112J	0.25 & 0.4																																								
401M111J	0.125	400																																							
401M112J	0.2																																								

6.2 CONNECTORS (02)

6.2.1 Multipin, Solder Contacts

CONNECTORS, ELECTRICAL, SOLDER AND WIRE WRAP CONTACTS, RECTANGULAR RECEPTACLE AND PLUG, BASED ON TYPE D*M				71R
Procurement Specifications	Manufacturer	Nature of Approval	Supervising Authority	Initial Qualification Date
Generic ESCC 3401 Detail ESCC	C&K Components Dole France	Qualification	CNES	Feb 1981
Remarks				
3401/001, 3401/004, 3401/022, 3401/040, 3401/072, 3401/080				
Qualified range:				
Shell Size:	E, A, B, C, D, F			
Range of Contacts:	9, 15, 25, 37 and 50 size 20 contacts for standard density layout 3W3 to 8W8, 5W1 to 47W1 combined contact arrangements 15, 26, 44, 62, 78 and 104 size 22 contacts for high density layout			
Mounting Type:	Blank: standard mounting holes; Y: floating mount; E: captive nuts			
Range of Connectors:	3401/001: Variants 01 & 02			
Range of Contacts:	3401/004: Variants 01 to 25; 3401/022: 01 to 97; 3401/040: 01 to 17; 3401/080: 01 3401/072: Variants 05 to 19, 25 to 39, 46 to 55, 61 to 65, 72, 73, 76 to 80			
Termination type:	solder bucket, straight PCB, 90° PCB, wire wrap			
Coaxial contact arrangements:	3401/004 variants 01 to 25			
Power contact arrangements:	3401/040 variants 01 to 17			
Gold-plated non-magnetic coating				
Operating Temperature Range (°C): -55 to +125				

CONNECTORS, ELECTRICAL, SOLDER AND WIRE WRAP CONTACTS, NON-REMOVABLE, RECTANGULAR RECEPTACLE AND PLUG, BASED ON TYPE D*M				155M
Procurement Specifications	Manufacturer	Nature of Approval	Supervising Authority	Initial Qualification Date
Generic ESCC 3401	SOURIAU Connection Technology Marolles en Brie France	Qualification	CNES	Sep 1988
Detail ESCC		Remarks		
3401/001, 3401/022, 3401/072				
<p>Qualified range:</p> <p>Complete range as defined in the Detail Specifications are qualified except for:</p> <ul style="list-style-type: none"> • high density 104 contacts arrangement • coaxial and power contacts and arrangement <p>Range of Connectors: 3401/001: variants 01 to 02</p> <p>Range of Contacts: Size 20 : 9, 15, 25, 37 and 50 contacts, Size 22: 15, 26, 44, 62, 78 contacts 3401/022: variants 01 to 16 & 44 to 57 & 65 to 80 3401/072: variants 01 to 65</p> <p>Mounting Type: blank: standard mounting holes; Y: floating mount; E: captive nuts</p> <p>Gold-plated non-magnetic coating</p> <p>Operating Temperature Range (°C): -55 to +125</p>				

6.2.2 Multipin, Crimp Contacts

CONNECTORS, ELECTRICAL, CRIMP CONTACTS, RECTANGULAR RECEPTACLE AND PLUG, BASED ON TYPE D*MA				72R
Procurement Specifications	Manufacturer	Nature of Approval	Supervising Authority	Initial Qualification Date
Generic ESCC 3401 Detail ESCC	C&K Components Dole France	Qualification	CNES	Feb 1981
Remarks				
3401/002, 3401/005, 3401/020, 3401/021				
<p>Qualified range:</p> <p>Complete range defined in the corresponding Detail Specifications are qualified.</p> <p>Shell size: E, A, B, C, D, F</p> <p>Range of Connectors: 3401/002: Variants 01 & 02</p> <p>Range of Contacts: 3401/005: variants 01 to 08 3401/020 variants 01 & 02 3401/021: variants 01 & 02</p> <p>9, 15, 25, 37 and 50 size 20* contacts for standard density layout 15, 26, 44, 62, 78 and 104 size 22** contacts for high density layout</p> <p>*Accepts wire sizes : -AWG # 20 to 24 (standard bucket: variants 01 and 02) per 3401/005 -AWG # 26 and 28 (reduced bucket: variants 03 and 04) per 3401/005 -AWG # 18 and 20 (large bucket: variants 05 to 06) per 3401/005</p> <p>** Accepts wire sizes AWG # 22 to 26 (standard bucket: variants 07 to 08) per 3401/005</p> <p>Mounting Type: Blank: standard mounting holes; Y: floating mount; E: captive nuts</p> <p>Connector Savers; For usage with above connector range</p> <p>Gold-plated non-magnetic coating</p> <p>Operating Temperature Range (°C): -55 to +125</p>				

CONNECTORS AND CONNECTOR SAVER, ELECTRICAL, CRIMP CONTACTS, REMOVABLE RECTANGULAR RECEPTACLE AND PLUG, BASED ON TYPE D*MA,				156L
Procurement Specifications	Manufacturer	Nature of Approval	Supervising Authority	Initial Qualification Date
Generic ESCC 3401	SOURIAU Connection Technology Marolles en Brie France	Qualification	CNES	Sep 1988
Detail ESCC		Remarks		
3401/002, 3401/005, 3401/020, 3401/021, 3401/022, 3401/072				
<p>Qualified range:</p> <p>Complete range as defined in the Detail Specifications are qualified except for high density 104 contacts arrangement</p> <p>Accessories variants qualified: 3401/022: variants 01 to 16 & 44 to 57 & 65 to 80 3401/072: variants 01 to 65</p> <p>Range of Connectors: 3401/002: variants 01 and 02 3401/005: variants 01 to 08 3401/021 & 022: variants 01 and 02</p> <p>Range of contacts: 9, 15, 25, 37 and 50 contacts size 20 for standard contact arrangements 15, 26, 44, 62, 78 contacts size 22 for high density contact arrangements</p> <ul style="list-style-type: none"> - Accepts wire sizes AWG # 20 to 24 (standard bucket: variants 01 and 02) - Accepts wire sizes AWG # 26 and 28 (reduced bucket: variants 03 and 04) - Accepts wire size AWG# 18 and 20 (large bucket: variants 05 and 06) - Accepts wire size AWG # 22, 24 and 26 (contact AWG # 22 for high density, contact arrangements, variants 07 and 08) <p>Connector Savers: For usage with connector range defined above</p> <p>Gold-plated non-magnetic coating</p> <p>Operating Temperature Range (°C): -55 to +125</p>				

CONNECTORS MINIATURE, ELECTRICAL, CIRCULAR, PUSH-PULL COUPLING, REMOVABLE CRIMP CONTACTS, BASED ON TYPE DBAS				25Q
Procurement Specifications	Manufacturer	Nature of Approval	Supervising Authority	Initial Qualification Date
Generic ESCC 3401	TE Connectivity Deutsch Evreux France	Qualification	CNES	Jul 1979
Detail ESCC		Remarks		
3401/008, 3401/009, 3401/012, 3401/064				
<p>Qualified range:</p> <p>3401/008: Variant 01 3401/009: Variants 01 to 20 3401/012: Variants 01 to 04 3401/064: Variants 01 to 41</p> <p>Circular Multicontact connectors</p> <p>Standard contact arrangements with 3, 7, 12, 19, 27, 37 or 61 contacts in wire size AWG #20</p> <p>Special contact arrangements with contacts size AWG 22, 20, 16, 12 and 8</p> <p>Operating Temperature Range (°C): -65 to +200</p>				

CONNECTORS, ELECTRICAL, CIRCULAR, BAYONET COUPLING, SCOOP-PROOF, REMOVABLE CRIMP CONTACTS, BASED ON TYPE MIL-C-38999, SERIES				220H														
Procurement Specifications	Manufacturer	Nature of Approval	Supervising Authority	Initial Qualification Date														
Generic ESCC 3401	SOURIAU Connection Technology Marolles en Brie France	Qualification	CNES	May 1995														
Detail ESCC		Remarks																
3401/052, 3401/058, 3401/062																		
<p>Qualified range:</p> <p>All connector variants are qualified For 3401/058, variants 01 to 14 are qualified For 3401/062, variants 01 to 27 are qualified</p> <p># 20 with standard contact arrangements 3, 6, 10, 19, 26, 32, 41, 53, 61 # 22 with high density arrangements 6, 13, 22, 37, 55, 66, 79, 100, 128</p> <table border="1" data-bbox="555 1167 957 1395"> <thead> <tr> <th>Contact size</th> <th>Ratings (A)</th> </tr> </thead> <tbody> <tr> <td>4</td> <td>80</td> </tr> <tr> <td>8</td> <td>46.0</td> </tr> <tr> <td>12</td> <td>23.0</td> </tr> <tr> <td>16</td> <td>13.0</td> </tr> <tr> <td>20</td> <td>7.5</td> </tr> <tr> <td>22</td> <td>5.0</td> </tr> </tbody> </table> <p>Other arrangements with contact sizes: 20, 16, 12, 8</p> <p>Receptacle and Plug Shell Sizes: 09, 11, 13, 15, 17, 19, 21, 23, 25</p> <p>Operating Temperature Range (°C): -65 to +200</p>					Contact size	Ratings (A)	4	80	8	46.0	12	23.0	16	13.0	20	7.5	22	5.0
Contact size	Ratings (A)																	
4	80																	
8	46.0																	
12	23.0																	
16	13.0																	
20	7.5																	
22	5.0																	

CONNECTORS, ELECTRICAL, CIRCULAR, BAYONET COUPLING, REMOVABLE CRIMP CONTACTS, BASED ON TYPE MIL-C-38999, SERIES II				221H										
Procurement Specifications	Manufacturer	Nature of Approval	Supervising Authority	Initial Qualification Date										
Generic ESCC 3401	SOURIAU Connection Technology Marolles en Brie France	Qualification	CNES	May 1995										
Detail ESCC		Remarks												
3401/044, 3401/045, 3401/062														
<p>Qualified range:</p> <p>For 3401/044, all variants are qualified For 3401/045, variants 01 to 08 are qualified For 3401/062, variants 01 to 27 are qualified</p> <table border="1"> <thead> <tr> <th>Contact size</th> <th>Ratings (A)</th> </tr> </thead> <tbody> <tr> <td>12</td> <td>23.0</td> </tr> <tr> <td>16</td> <td>13.0</td> </tr> <tr> <td>20</td> <td>7.5</td> </tr> <tr> <td>22</td> <td>5.0</td> </tr> </tbody> </table> <p># 20 with standard contact arrangements 3, 6, 10, 18, 26, 32, 41, 55, 61 # 22 with high density arrangements 6, 13, 22, 37, 55, 66, 79, 100, 128</p> <p>Other arrangements with contact sizes: 20, 16, 12</p> <p>Receptacle and Plug Shell Sizes: 08, 10, 12, 14, 16, 18, 20, 22, 24</p> <p>Operating Temperature Range (°C): -65 to +200</p>					Contact size	Ratings (A)	12	23.0	16	13.0	20	7.5	22	5.0
Contact size	Ratings (A)													
12	23.0													
16	13.0													
20	7.5													
22	5.0													

CONNECTORS, MINIATURE, ELECTRICAL, CIRCULAR, TRIPLE-START SELF- LOCKING COUPLING, SCOOP-PROOF, REMOVABLE AND NON-REMOVABLE CRIMP CONTACTS BASED ON TYPE MIL-C-38999, SERIES III				222H																												
Procurement Specifications	Manufacturer	Nature of Approval	Supervising Authority	Initial Qualification Date																												
Generic ESCC 3401	SOURIAU Connection Technology Marolles en Brie France	Qualification	CNES	May 1995																												
Detail ESCC		Remarks																														
3401/056, 3401/058, 3401/062, 3401/066, 3401/070																																
<p>Qualified range:</p> <p>3401/056, all variants are qualified 3401/058, variants 01 to 14 are qualified 3401/062, variants 28 to 54 are qualified 3401/066, variants 01 and 02 are qualified 3401/058 crimp contacts and 3401/066 triax contacts to be mounted on 3401/056 connectors 3401/070 connector receptacles with PCB contacts</p> <table border="1" style="margin-left: auto; margin-right: auto;"> <thead> <tr> <th>Crimp contact size</th> <th>Ratings (A)</th> <th>PCB contact size</th> <th>Ratings (A)</th> </tr> </thead> <tbody> <tr> <td>4</td> <td>80.0</td> <td></td> <td></td> </tr> <tr> <td>8</td> <td>46.0</td> <td>16</td> <td>10.0</td> </tr> <tr> <td>12</td> <td>23.0</td> <td>20</td> <td>5.0</td> </tr> <tr> <td>16</td> <td>13.0</td> <td>22</td> <td>3.0</td> </tr> <tr> <td>20</td> <td>7.5</td> <td></td> <td></td> </tr> <tr> <td>22</td> <td>5.0</td> <td></td> <td></td> </tr> </tbody> </table> <p>#20 with standard contact arrangements (3, 4, 5, 6, 7, 8, 10, 18, 19, 26, 32, 41, 53, 55, 61 contacts) #22 with high density arrangements (6, 13, 22, 37, 55, 66, 79, 100, 128 contacts)</p> <p>Other arrangements with contact sizes:# 20, 16, 12, 8 ,4</p> <p>Receptacle and Plug Shell Sizes: 09, 11, 13, 15, 17, 19, 21, 23, 25. Triax contacts</p> <p>Operating Temperature Range (°C): -65 to +200</p>					Crimp contact size	Ratings (A)	PCB contact size	Ratings (A)	4	80.0			8	46.0	16	10.0	12	23.0	20	5.0	16	13.0	22	3.0	20	7.5			22	5.0		
Crimp contact size	Ratings (A)	PCB contact size	Ratings (A)																													
4	80.0																															
8	46.0	16	10.0																													
12	23.0	20	5.0																													
16	13.0	22	3.0																													
20	7.5																															
22	5.0																															

CONNECTORS, MINIATURE, ELECTRICAL, CIRCULAR, TRIPLE-START SELF- LOCKING COUPLING, SCOOP-PROOF, HERMETIC RECEPTACLE AND FEEDTHROUGH BASED ON TYPE MIL-C-38999, SERIES III				223G												
Procurement Specifications	Manufacturer	Nature of Approval	Supervising Authority	Initial Qualification Date												
Generic ESCC 3401 Detail ESCC 3401/057	SOURIAU Connection Technology Marolles en Brie France	Qualification	CNES	May 1995												
Remarks																
<p>Qualified range:</p> <p>All variants are qualified.</p> <table border="1" style="margin-left: auto; margin-right: auto;"> <thead> <tr> <th>Contact size</th> <th>Ratings (A)</th> </tr> </thead> <tbody> <tr> <td>8</td> <td>33</td> </tr> <tr> <td>12</td> <td>17</td> </tr> <tr> <td>16</td> <td>10</td> </tr> <tr> <td>20</td> <td>5.0</td> </tr> <tr> <td>22D</td> <td>3.0</td> </tr> </tbody> </table> <p># 20 with standard contact arrangements (3, 6, 10, 19, 26, 32, 41, 53, 61 contacts) # 22 with high density arrangements (6, 13, 22, 37, 55, 66, 79, 100, 128 contacts)</p> <p>Receptacle Shell Sizes: 09, 11, 13, 15, 17, 19, 21, 23, 25</p> <p>Receptacle (contacts # 8, 12, 16, 20, 22D) and Feedthrough (contacts # 8, 12, 16, 20, 22D)</p> <p>Operating Temperature Range (°C): -65 to +200</p>					Contact size	Ratings (A)	8	33	12	17	16	10	20	5.0	22D	3.0
Contact size	Ratings (A)															
8	33															
12	17															
16	10															
20	5.0															
22D	3.0															

CONNECTORS, MINIATURE, ELECTRICAL, CIRCULAR, TRIPLE-START SELF- LOCKING COUPLING, SCOOP-PROOF, HERMETIC RECEPTACLE AND FEEDTHROUGH BASED ON TYPE MIL-C-38999, SERIES III				288C
Procurement Specifications	Manufacturer	Nature of Approval	Supervising Authority	Initial Qualification Date
Generic ESCC 3401 Detail ESCC 3401/079	AXON' CABLE S.A. Montmirail France	Qualification	CNES	May 2009
Remarks				
<p>Qualified range:</p> <p>Variants 01 to 18 are qualified</p> <p>Variants 01 to 08: Plug 3 and 4 Lugs, Straight and Right Angle with pin contact Variants 09 to 18: Bulkhead Jacks, 3 and 4 Lugs, Straight and Right Angle with solder contact</p> <p>All cables are 77Ω MIL-STD-1553B Data Bus twisted shielded pairs</p> <p>Working Voltage: 200 Vrms Rated Current (contact): 1A</p> <p>Operating Temperature Range (°C): -55 to +150</p>				

FAST LOCKING SCREW LOCK ASSEMBLIES FOR RECTANGULAR CONNECTORS 3401/001, 3401/002 AND CONNECTOR SAVERS 3401/020, 3401/080				337A
Procurement Specifications	Manufacturer	Nature of Approval	Supervising Authority	Initial Qualification Date
Generic ESCC 3401	C&K Components Dole France	Qualification	CNES	Jan 2016
Detail ESCC 3401/085		Remarks		
<p>Qualified range:</p> <p>All Variants are qualified. Variant 06 is mandatory where applicable</p> <p>Operating Temperature Range (°C): -55 to +150</p>				

6.2.3 For printed Circuit Board

CONNECTORS, ELECTRICAL, REMOVABLE CONTACTS, CRIMP WIRE-WRAP SOLDER AND SAVER, PRINTED CIRCUIT BOARD, BASED ON TYPE HE 801				99P
Procurement Specifications	Manufacturer	Nature of Approval	Supervising Authority	Initial Qualification Date
Generic ESCC 3401	Smiths Connectors - Hypertac Saint- Aubin-Lès-Elbeuf France	Qualification	CNES	Nov 1982
Detail ESCC 3401/016 3401/017		Remarks		
<p>Qualified range:</p> <p>All Variants are qualified.</p> <p>Shell specifications and sizes: 3401/016</p> <p>Contacts: 3401/017 Crimp wire-wrap solder and savers, 1 to 22 and 64 to 70</p> <p> 2 rows: 17, 29, 41, 53, 65, 72, 84, 96, 120 contacts</p> <p> 3 rows: 62, 80, 98, 160 contacts</p> <p> Ratings: 5 A (1 contact AWG 22)</p> <p> 1.5 A (>31 contacts, AWG 22)</p> <p>Operating Temperature Range (°C): -55 to +125</p>				

CONNECTORS, ELECTRICAL, NON-REMOVABLE SOLDER AND WIRE-WRAP CONTACTS AND SAVERS, PRINTED CIRCUIT BOARD, BASED ON TYPE KMC				149M
Procurement Specifications	Manufacturer	Nature of Approval	Supervising Authority	Initial Qualification Date
Generic ESCC 3401	Smiths Connectors - Hypertac Saint- Aubin-Lès-Elbeuf France	Qualification	CNES	Mar 1987
Detail ESCC 3401/039		Remarks		
<p>Qualified range:</p> <p>Contacts: 3 rows contacts: 26, 44, 62, 80, 98, 144 Contact codes: 10, 30, 31, 40, 50, 51 and 91 Ratings: 2 A (1 contact)</p> <p>Guiding and locking devices codes: 110, 121, 143, 201, 202, 204, 206, 703</p> <p>Operating Temperature Range (°C): -55 to +125</p>				

CONNECTORS AND SAVERS, ELECTRICAL, RECTANGULAR, NON-REMOVABLE, PRINTED CIRCUIT BOARD, BASED ON TYPE MHD				250H
Procurement Specifications	Manufacturer	Nature of Approval	Supervising Authority	Initial Qualification Date
Generic ESCC 3401	Smiths Connectors - Hypertac Saint- Aubin-Lès-Elbeuf France	Qualification	CNES	Aug 1998
Detail ESCC 3401/065		Remarks		
<p>Qualified range:</p> <p>Contacts: 52, 100, 152, 200, 252, 300, 352 and 400 Codes: 10, 11, 12, 30, 31, 43, 45, 47 and 91</p> <p>Guiding and Locking Devices Codes: 110, 111, 121, 124, 134 and 201</p> <p>Operating Temperature Range (°C): -55 to +125</p>				

CONNECTORS, ELECTRICAL, CRIMP CONTACTS, Z-AXIS INTERPOSER, PRINTED CIRCUIT BOARD, BASED ON TYPE RX				281E
Procurement Specifications	Manufacturer	Nature of Approval	Supervising Authority	Initial Qualification Date
Generic ESCC 3401	Smiths Connectors - Hypertac Saint- Aubin-Lès-Elbeuf France	Qualification	CNES	Aug 1998
Detail ESCC 3401/076		Remarks		
<p>Qualified range:</p> <p>All design envelops specified in Table 1(a) of ESCC Detail Specification are qualified</p> <p>Max number of rows: 11 Max number of contacts: 660</p> <p>Locking and Guiding Devices: -Through holes only -M2 studs with locking nuts and washers -Locating pins not available</p> <p>Rated current: 1A each contact</p> <p>Total contact compression range: 0.1 to 0.65 mm per contact</p> <p>Compression force: 1.6N per contact</p> <p>Torque for locking devices: 10 N-cm</p> <p>Operating Temperature Range (°C): -55 to +125</p>				

6.2.4 RF Coaxial

CONNECTORS, RF, COAXIAL, SOLDER AND CRIMP CONTACTS, MALE, FEMALE ADAPTORS AND CONNECTING PIECES, BASED ON TYPE SMA				68N
Procurement Specifications	Manufacturer	Nature of Approval	Supervising Authority	Initial Qualification Date
Generic ESCC 3402	RADIALL Saint-Quentin- Fallavier France	Qualification	CNES	Feb 1981
Detail ESCC		Remarks		
3402/001, 3402/002, 3402/003				
<p>Qualified range:</p> <p>3402/001 Pin contact (Plug). Variants 01 to 47 (except 11, 19, 31 –not in use) 3402/002 socket contact (Receptacle). Variants 01 to 85 (except 33, 35, 52 –not in use) 3402/003 Adapters. Variants 01 to 14</p> <p>Frequency Range 0-18 GHz</p> <p>Crimp or solder type contact for flexible and semi-rigid cables, contacts for micro strip</p> <p>Shell material and finish: Beryllium copper gold plated, copper or nickel underplate; stainless steel, electro- passivated or gold plated.</p> <p>Operating Temperature Range (°C): See Detail Specifications</p>				

CONNECTORS, RF, COAXIAL, SOLDER AND CRIMP CONTACTS, MALE, FEMALE ADAPTORS AND CONNECTING PIECES, BASED ON TYPE SMA 2.9				283D
Procurement Specifications	Manufacturer	Nature of Approval	Supervising Authority	Initial Qualification Date
Generic ESCC 3402	RADIALL Saint-Quentin- Fallavier France	Qualification	CNES	Dec 2007
Detail ESCC		Remarks		
3402/021, 3402/022, 3402/023				
<p>Qualified range:</p> <p>3402/021 Pin contact (Plug). Variants 01 to 05 and 07 3402/022 Socket contact (Receptacle). Variants 01 to 05 3402/023 Adapters. Variants 01 to 06</p> <p>Frequency Range 0-40 GHz 50 Ohms</p> <p>Crimp or solder type contact for flexible and semi-rigid cables, contacts for micro strip</p> <p>Shell material and finish: passivated amagnetic stainless steel.</p> <p>Operating Temperature Range (°C): -65 to +165</p>				

CONNECTORS, RF, COAXIAL, SOLDER AND CRIMP CONTACTS, MALE, FEMALE ADAPTORS AND CONNECTING PIECES, BASED ON TYPES SMA, SMA 2.92 TNC and SMP				329A
Procurement Specifications	Manufacturer	Nature of Approval	Supervising Authority	Initial Qualification Date
Generic ESCC 3402	Rosenberger Fridolfing Germany	Qualification	DLR	Dec 2013
Detail ESCC		Remarks		
3402/001, 3402/002, 3402/003 (SMA range) 3402/008, 3402/009, 3402/010 (TNC range) 3402/021, 3402/022, 3402/023 (SMA 2.9 range) 3402/024, 3402/025, 3402/026 (SMP range)				
Qualified range: 3402/001: 1 to 10, 12 to 18, 20 to 30, 32 to 35, 37 to 47 3402/002: 1 to 24, 27 to 32, 34, 36 to 51, 53 to 61, 65 to 71 3402/003: 1 to 6, 8 to 14 3402/008: 1 to 7; 3402/009: 1 to 5; 3402/010: 1 to 5 3402/021: 1 to 5, 7; 3402/022: 1 to 5; 3402/023: 1 to 6 3402/024: 1 to 26, 28 to 35; 3402/025: 1 to 14; 3402/026: 1 to 13				

6.2.5 Microminiature, Crimp Contacts

CONNECTORS, ELECTRICAL, RECTANGULAR, MICROMINIATURE, CRIMP CONTACT, BASED ON TYPE MDM				140P
Procurement Specifications	Manufacturer	Nature of Approval	Supervising Authority	Initial Qualification Date
Generic ESCC 3401	C&K COMPONENTS Dole France	Qualification	CNES	Oct 1986
Detail ESCC		Remarks 3401/029 termination types GMR7580 and CMR7590 are NOT qualified		
3401/029, 3401/041, 3401/032, 3401/087				
<p>Qualified range:</p> <p>3401/029: 01 and 02 3401/041: 01 to 07 3401/032: 03, 04, 07 to 17 3401/087: 01 to 56</p> <p>Layout: 9 - 15 - 21 - 25 - 31 - 37 - 51 Contacts, Non removable crimp contacts</p> <p>Termination types: AWG 25: Uninsulated rigid wire. Bent and straight PCB - Max rated: 2.5 A AWG 26: ESCC 390101302, ESCC 390100256, ESCC 390101203 - Max rated: 2.5 A AWG 28: ESCC 390101301, ESCC 390100261, ESCC 390101202 - Max rated: 1.5 A Solder bucket – Max rated 2.5 A</p> <p>Nickel or Gold Plated Shells</p> <p>Operating Temperature Range (°C): -55 to +125</p>				

CONNECTORS, ELECTRICAL, MICROMINIATURE, CRIMP CONTACT, SINGLE-IN-LINE, BASED ON TYPE MTB				141P
Procurement Specifications	Manufacturer	Nature of Approval	Supervising Authority	Initial Qualification Date
Generic ESCC 3401	C&K COMPONENTS Dole France	Qualification	CNES	Oct 1986
Detail ESCC 3401/031		Remarks 3401/029 termination types GMR7580 and CMR7590 are NOT qualified		
<p>Qualified range: 3401/031: 01 and 02</p> <p>Insulator sizes: 5 through 50 contacts,</p> <p>Termination types: AWG 25: Uninsulated rigid wire. Bent PCB - Max rated: 2.5 A AWG 26: ESCC 390101302 - Max rated: 2.5 A AWG 28: ESCC 390101301 - Max rated: 1.5 A Solder bucket – Max rated 2.5 A Non removable crimp contacts</p> <p>Operating Temperature Range (°C): -55 to +125</p>				

CONNECTORS, ELECTRICAL, RECTANGULAR, MICROMINIATURE, REMOVABLE CRIMP CONTACT, BASED ON TYPE MDMA				290D
Procurement Specifications	Manufacturer	Nature of Approval	Supervising Authority	Initial Qualification Date
Generic ESCC 3401	C&K COMPONENTS Dole France	Qualification	CNES	Jun 2009
Detail ESCC 3401/077 3401/078		Remarks		
<p>Qualified range: All variants are qualified</p> <p>Range of Contacts: 9, 15, 21, 25, 31, 37, 51</p> <p>Accepts wires AWG 24, AWG 26, AWG 28 and 2xAWG 28 in crimping barrel AWG 24 Accepts wires AWG 26 and 28 in crimping barrel AWG 26</p> <p>Max. rating for 1 isolated contact: AWG 24 wire: 3.5 A AWG 26 wire and uninsulated AWG 25 solid wire: 2.5 A AWG 28 wire: 1.5 A</p> <p>Working Voltage (Max.) 150Vrms</p> <p>Nickel or Gold Plated Shells</p> <p>Operating Temperature Range (°C): -55 to +125</p>				

CONNECTORS, ELECTRICAL, RECTANGULAR, MICROMINIATURE, REMOVABLE AND NON- REMOVABLE, GAUGE 26, PCB PIN CONTACT, BASED ON TYPE 8MCG				301C
Procurement Specifications	Manufacturer	Nature of Approval	Supervising Authority	Initial Qualification Date
Generic ESCC 3401	SOURIAU CONNECTION TECHNOLOGY Marolles en Brie France	Qualification	CNES	Jun 2010
Detail ESCC		Remarks		
3401/081, 3401/082, 3401/083, 3401/084				
<p>Qualified range:</p> <p>3401/081: Shell variant 01 (glass-fibre reinforced thermoplastic), variant 02 (aluminium alloy).</p> <p>Contacts arrangements: 7, 13, 25, 51, 104 contacts. Contacts termination: OL3 (straight PCB), 1A7N (900 PCB 2.54mm spacing), 1B7N (900 PCB 2.54mm spacing). Gold-plated shells.</p> <p>3401/082: Shell variant 01 (glass-fibre reinforced thermoplastic), variant 02 (aluminium alloy).</p> <p>Contacts arrangements: 7, 13, 25, 51, 104 contacts.</p> <p>3401/083: Contacts variant 01 (male crimp barrel 26), 02 (female crimp barrel 26), 03 (male crimp barrel 24), 04 (female crimp barrel 24).</p> <p>Accepts wires AWG 24, 26, 28</p> <p>3401/084: Accessories variants 01 to 62.</p> <p>Operating Temperature Range (°C): -55 to +125</p>				

6.3 CRYSTALS (03)

CRYSTALS, TO-5 CAN				333A												
Procurement Specifications	Manufacturer	Nature of Approval	Supervising Authority	Initial Qualification Date												
Generic ESCC 3501 Detail ESCC 3501/018	RAKON France Pont Sainte Marie France	Qualification	CNES	Sept 2015												
		Previously qualified in Argenteuil site		(Oct. 1979)												
		Remarks Upon receipt of a request for any retired Variant, the Manufacturer will allocate a new Specific Crystal Identification Number in accordance with 3501/018. It will have identical crystal characteristics to those of the retired variant.														
<p>Qualified range:</p> <p>All variants are qualified.</p> <p>Types covered by similarity:</p> <p>All variants previously specified in (retired) specifications: 3501/001, 3501/008, 3501/011, 3501/012</p> <p>TO-5 Can (T 807)</p> <p>Frequency Ranges:</p> <table border="1" data-bbox="507 1491 1002 1675"> <thead> <tr> <th></th> <th>AT (MHz)</th> <th>SC (MHz)</th> </tr> </thead> <tbody> <tr> <td>P1</td> <td>14 to 35</td> <td>15 to 38</td> </tr> <tr> <td>P3</td> <td>20 to 100</td> <td>22 to 110</td> </tr> <tr> <td>P5</td> <td>45 to 140</td> <td>55 to 140</td> </tr> </tbody> </table>						AT (MHz)	SC (MHz)	P1	14 to 35	15 to 38	P3	20 to 100	22 to 110	P5	45 to 140	55 to 140
	AT (MHz)	SC (MHz)														
P1	14 to 35	15 to 38														
P3	20 to 100	22 to 110														
P5	45 to 140	55 to 140														

CRYSTALS, TO-8 CAN				334A												
Procurement Specifications	Manufacturer	Nature of Approval	Supervising Authority	Initial Qualification Date												
Generic	RAKON France Pont Sainte Marie France	Qualification	CNES	Sept 2015												
ESCC 3501		Previously qualified in Argenteuil site		(Oct. 1979)												
Detail ESCC 3501/019		Remarks Upon receipt of a request for any retired Variant, the Manufacturer will allocate a new Specific Crystal Identification Number in accordance with 3501/019. It will have identical crystal characteristics to those of the retired variant.														
<p>Qualified range:</p> <p>All variants are qualified.</p> <p>Types covered by similarity:</p> <p>All variants previously specified in (retired) specifications: 3501/002, 3501/009</p> <p>TO-8 Can (T 1507)</p> <p>Frequency Ranges:</p> <table border="1" data-bbox="507 1355 1002 1541"> <thead> <tr> <th></th> <th>AT (MHz)</th> <th>SC (MHz)</th> </tr> </thead> <tbody> <tr> <td>P1</td> <td>3 to 20</td> <td>3 to 22</td> </tr> <tr> <td>P3</td> <td>10 to 30</td> <td>10 to 33</td> </tr> <tr> <td>P5</td> <td>15 to 65</td> <td>16 to 71</td> </tr> </tbody> </table>						AT (MHz)	SC (MHz)	P1	3 to 20	3 to 22	P3	10 to 30	10 to 33	P5	15 to 65	16 to 71
	AT (MHz)	SC (MHz)														
P1	3 to 20	3 to 22														
P3	10 to 30	10 to 33														
P5	15 to 65	16 to 71														

6.4 DIODES (04)

6.4.1 Switching

DIODES, SWITCHING, BASED ON TYPE 1N6640U AND 1N6642U				311C	
Procurement Specifications	Manufacturer	Nature of Approval	Supervising Authority	Initial Qualification Date	
Generic ESCC 5000 Detail ESCC 5101/026 5101/027	STmicroelectronics Rennes France	Qualification	CNES	May 2011	
Remarks					
Qualified range:					
Type	Variants	V _{BR} (V)	V _{RWM} (V)	I _{FSM} (A)	Case
1N6640U	07, 08	75	75	2	LCC2-D
1N6642U	07, 08	100	100	2	LCC2-D
Operating Temperature Range (°C): -65 to +175					

6.4.2 Power Rectifier

DIODES, POWER RECTIFIER, BASED ON TYPES 1N5806U AND 1N5811U				297C		
Procurement Specifications	Manufacturer	Nature of Approval	Supervising Authority	Initial Qualification Date		
Generic ESCC 5000 Detail ESCC 5101/013 5101/014	STmicroelectronics Rennes France	Qualification	CNES	Nov 2009		
Remarks						
Qualified range:						
ESCC	Type	Variants	VBR (V)	VRWM (V)	IFSM (A)	Case
5101/014	1N5806U	13, 14	160	150	33	LCC2-A
5101/013	1N5811U	11, 12	160	150	100	LCC2-B
Operating Temperature Range (°C): -65 to +175						

DIODES, POWER SCHOTTKY, BASED ON TYPES 1N5819U AND 1N5822U				302C																			
Procurement Specifications	Manufacturer	Nature of Approval	Supervising Authority	Initial Qualification Date																			
Generic ESCC 5000	STmicroelectronics Rennes France	Qualification	CNES	Sep 2010																			
Detail ESCC 5106/020 5106/021		Remarks																					
<p>Qualified range:</p> <p>Variants 01 and 02 of 5106/020 and Variants 02 and 03 of 5106/021 are qualified</p> <table border="1"> <thead> <tr> <th>Type</th> <th>VRWM (V)</th> <th>dV/dt (V/μs)</th> <th>IR (μA) @V_R=40</th> <th>IFSM (A)</th> <th>IO (A) @ T_{amb}</th> </tr> </thead> <tbody> <tr> <td>1N5819U</td> <td>40</td> <td>10 000</td> <td>15 (DC)</td> <td>25</td> <td>1</td> </tr> <tr> <td>1N5822U</td> <td>40</td> <td>10 000</td> <td>80 (pulse)</td> <td>80</td> <td>3</td> </tr> </tbody> </table> <p>Package Type: LCC2-B</p> <p>Operating Temperature Range (°C): -65 to +150</p>						Type	VRWM (V)	dV/dt (V/μs)	IR (μA) @V _R =40	IFSM (A)	IO (A) @ T _{amb}	1N5819U	40	10 000	15 (DC)	25	1	1N5822U	40	10 000	80 (pulse)	80	3
Type	VRWM (V)	dV/dt (V/μs)	IR (μA) @V _R =40	IFSM (A)	IO (A) @ T _{amb}																		
1N5819U	40	10 000	15 (DC)	25	1																		
1N5822U	40	10 000	80 (pulse)	80	3																		

DIODES, POWER, SCHOTTKY BARRIER, BASED ON TYPE STPS20100				272G
Procurement Specifications	Manufacturer	Nature of Approval	Supervising Authority	Initial Qualification Date
Generic ESCC 5000 Detail ESCC	STmicroelectronics Rennes France	Qualification	CNES	Nov 2002
Remarks				
5106/016, 5106/017, 5106/018, 5106/019				
Qualified range:				
ESCC Comp. No.	Variants	Package types	Based on	Test Vehicles
5106/016	05, 06, 07, 11	TO-254, SMD0.5, SMD1	STPS20100	33125118ZR
5106/017	01, 02	SMD0.5	STPS1045S	33125209ZN
5106/018	02	SMD1	STPS6045	
5106/019	03, 05	TO254, SMD1	STPS40100	
Maximum Ratings for 5106/016				
		V _{RRM}	100 V	
		I _o	2 x 20 A	
		dV/dt	10000 V/μs	
		T _j	+ 175 °C	

<p>DIODES, SILICON, POWER RECTIFIER, HIGH EFFICIENCY, FAST RECOVERY, BASED ON TYPES BYW81 AND BYV54</p>				<p>274F</p>						
Procurement Specifications	Manufacturer	Nature of Approval	Supervising Authority	Initial Qualification Date						
<p>Generic ESCC 5000 Detail ESCC 5103/029 5103/031</p>	<p>STmicroelectronics Rennes France</p>	<p>Qualification</p>	<p>CNES</p>	<p>Aug 2003</p>						
<p>Remarks</p>										
<p>Qualified range:</p> <p>5103/029 variants 05, 07 and 08 are qualified (types BYW81-200) 5103/031 variant 02 to 05 are qualified (types BYV54-200)</p> <p>Package Types: TO254, TO254AA and SMD0.5.</p> <p>Maximum Ratings</p> <table border="1" style="margin-left: auto; margin-right: auto;"> <tr> <td>VRRM</td> <td>200 V</td> </tr> <tr> <td>I_o</td> <td>40 A for BYV 54-200, 15 and 30 A for BYW-81-200</td> </tr> <tr> <td>T_j</td> <td>+ 150 °C</td> </tr> </table> <p>Operating Temperature Range (°C): -55 to +150</p>					VRRM	200 V	I _o	40 A for BYV 54-200, 15 and 30 A for BYW-81-200	T _j	+ 150 °C
VRRM	200 V									
I _o	40 A for BYV 54-200, 15 and 30 A for BYW-81-200									
T _j	+ 150 °C									

6.4.3 RF/Microwave, Silicon Schottky

DIODES, MICROWAVE, SILICON, SCHOTTKY, GENERAL PURPOSE, BASED ON TYPES BAS 40, BAS 70, AND MICROWAVE, SILICON, PIN, BASED ON TYPES BXY42, BXY43 AND BXY44				227F
Procurement Specifications	Manufacturer	Nature of Approval	Supervising Authority	Initial Qualification Date
Generic ESCC 5010 Detail ESCC	INFINEON Technologies AG Neubiberg Germany	Qualification	DLR	Sep 1995
Remarks Revision F includes devices previously qualified under Certificates 224 and 236.				
5512/020 , 5513/017 , 5513/030				
Qualified range: Variants 01 and 03 are qualified (5512/020) Variants 01 and 02 are qualified (5513/017) Variants 01, 02, 05, and 06 are qualified (5513/030)				

6.4.4 RF/Microwave, Varactors

DIODES, MICROWAVE, SILICON, PIN AND VARACTORS				200H
Procurement Specifications	Manufacturer	Nature of Approval	Supervising Authority	Initial Qualification Date
Generic	API Technologies RF2M Milton Keynes England	Qualification	UK Space Agency	Dec 1993
ESCC 5010 Detail ESCC		Remarks		
5513/007, 5513/009, 5513/010, 5513/014, 5513/015, 5512/001, 5512/003, 5512/004, 5512/005, 5512/006, 5512/007				
Qualified range:				
ESCC Spec No.	Component Type			
5513/007	ML4207 to ML 4209, variants 01-03, 06, 08-13, 17, 19, 21-27, 30, 32-37, 41, 43, 45-51, 54, 56-61, 65, 67, 69-72			
5513/009	ML4610, ML4617 to ML4619, variants 01-03, 06, 08-13, 17, 19, 21-23, 25-28, 31, 33-38, 42, 44, 46-48, 50-53, 56, 58-63, 67, 69, 71-73, 75-78, 81, 83-88, 92, 94, 96-99			
5513/010	ML4611, ML4612, ML4614, ML4615, variants 01-03, 06, 08-13, 17, 19, 21-23, 25-28, 31, 33-38, 42, 44, 46-48, 50-53, 56, 58-63, 67, 69, 71-73, 75-78, 81, 83-88, 92, 94, 96-99			
5513/014	ML4622 to ML4624, variants 01-03, 06, 08-13, 17, 19, 21-23, 25-28, 31, 33-38, 42, 45-47, 49-52, 55, 57-58, 61, 63			
5513/015	ML4627 to ML4629, variants 01-03, 06, 08-13, 17, 19, 21-23, 25-28, 31, 33-38, 42, 45-47, 49-52, 55, 57-58, 61, 63			
5512/001	ML4402, ML4404 to ML4409 and ML40721, variants 01-03,05, 07-12, 14-18, 20, 22-27, 29-33, 35, 37-42, 44-48, 50, 52-57, 59-63, 65, 67-72, 74-78, 80, 82-84, 86, 88, 90-92			
5512/003	ML4310 to ML4319, variants 01-02, 05-06, 09-13, 16-17, 20-24, 27-28, 31-35, 38-39, 42-46, 49-50, 53-57, 60-61, 64-68, 71-72, 75- 79, 83-85, 89-91, 95			
5512/004	ML4331 to ML4335, variants 01-02, 05-06, 09-13, 16-17, 20-24, 27-28, 31-35, 38-39, 42-46, 49-50, 53-55			
5512/005	ML4336 to ML4343, variants 01-02, 06-08, 12-14, 18-20, 24-26, 30-32, 36-38, 42-44, 48			
5512/006	ML4351 to ML4354, variants 01-02, 05-06, 09-13, 16-17, 20-24, 27-28, 31-35, 38-39, 42-44			
5512/007	ML4355 to ML4365, variants 01-02, 06-08, 12-14, 18-20, 24-26, 30-32, 36-38, 42-44, 47-48, 51-52, 55-56			
Operating Temperature Range (°C): -65 to +125 and +150				

DIODES, MICROWAVE, SILICON, MULTIPLIER AND PIN, BASED ON TYPES DH 2XX AND DH 50XXX				225G
Procurement Specifications	Manufacturer	Nature of Approval	Supervising Authority	Initial Qualification Date
Generic ESCC 5010 Detail ESCC	COBHAM MICROWAVE Villebon Sur Yvette France	Qualification	CNES	Jun 1995
Remarks Certificate 259C has been merged with this certificate beginning February 2012.				
5513/031 , 5513/032 , 5513/033 , 5513/034 , 5513/036 , 5513/037 , 5513/038 , 5512/016 ,				
Qualified range:				
ESCC Spec No.	Component Type			
5513/031	DH 50151 to DH 50157, Variants 01 to 56			
5513/032	DH 50033 to DH 50037, Variants 01 to 40			
5513/033	DH 50201 to DH 50209, Variants 01 to 70			
5513/034	DH 50251 to DH 50256, Variants 01 to 41			
5513/036	DH 50052 to DH 50057, Variants 01 to 48			
5513/037	DH 50071 to DH 50077, Variants 01 to 56			
5513/038	DH 50101 to DH 50107, Variants 01 to 56			
5512/016	DH 267, Variants 10 to 15 and 16			
5512/016	DH 292, Variants 20 to 25 and 26			
5512/016	DH 256, Variants 30 to 35 and 36			
5512/016	DH 252, Variants 40 to 45 and 46			
5512/016	DH 294, Variants 50 to 55 and 56			
Operating Temperature Range (°C): -55 to +125				

DIODES, MICROWAVE, SILICON, MULTIPLIER AND PIN, BASED ON TYPES DH 2XX AND DH 50XXX				273F																											
Procurement Specifications	Manufacturer	Nature of Approval	Supervising Authority	Initial Qualification Date																											
Generic ESCC 5010 Detail ESCC 5512/023	COBHAM MICROWAVE Villebon Sur Yvette France	Qualification	CNES	Jun 2003																											
Remarks																															
<p>Qualified range:</p> <p>All Variants are qualified.</p> <table border="1" style="margin-left: auto; margin-right: auto;"> <thead> <tr> <th>Variants</th> <th>Cj(typ.) (-4 V)</th> <th>Based on Type</th> </tr> </thead> <tbody> <tr> <td>01 to 09</td> <td>1.0 pF</td> <td>DH 76010</td> </tr> <tr> <td>10 to 18</td> <td>1.50 pF</td> <td>DH 76015</td> </tr> <tr> <td>19 to 27</td> <td>2.20 pF</td> <td>DH 76022</td> </tr> <tr> <td>28 to 36</td> <td>2.30 pF</td> <td>DH 76033</td> </tr> <tr> <td>37 to 45</td> <td>4.70 pF</td> <td>DH 76047</td> </tr> <tr> <td>46 to 54</td> <td>6.80 pF</td> <td>DH 76068</td> </tr> <tr> <td>55 to 63</td> <td>10.00 pF</td> <td>DH 76100</td> </tr> <tr> <td>64 to 72</td> <td>15.00 pF</td> <td>DH 76150</td> </tr> </tbody> </table> <p>Maximum ratings: $V_R = 20 \text{ V}$ at $I_R = 10 \text{ }\mu\text{A}$ and $T_{amb} = +25 \text{ }^\circ\text{C}$</p> <p>Operating Temperature Range ($^\circ\text{C}$): -55 to +155</p>					Variants	Cj(typ.) (-4 V)	Based on Type	01 to 09	1.0 pF	DH 76010	10 to 18	1.50 pF	DH 76015	19 to 27	2.20 pF	DH 76022	28 to 36	2.30 pF	DH 76033	37 to 45	4.70 pF	DH 76047	46 to 54	6.80 pF	DH 76068	55 to 63	10.00 pF	DH 76100	64 to 72	15.00 pF	DH 76150
Variants	Cj(typ.) (-4 V)	Based on Type																													
01 to 09	1.0 pF	DH 76010																													
10 to 18	1.50 pF	DH 76015																													
19 to 27	2.20 pF	DH 76022																													
28 to 36	2.30 pF	DH 76033																													
37 to 45	4.70 pF	DH 76047																													
46 to 54	6.80 pF	DH 76068																													
55 to 63	10.00 pF	DH 76100																													
64 to 72	15.00 pF	DH 76150																													

6.5 FILTERS (05)

6.5.1 Feedthrough

FILTERS, PI-, C-, AND L- TYPES, FEEDTHROUGH, ELECTROMAGNETIC INTERFERENCE SUPPRESSION, HERMETICALLY AND NON-HERMETICALLY SEALED, BASED ON TYPES SFC, SFL AND SFP					252H	
Procurement Specifications	Manufacturer	Nature of Approval	Supervising Authority	Initial Qualification Date		
Generic ESCC 3008 Detail ESCC	EXXELIA Technologies Chanteloup en Brie France	Qualification	CNES	Aug 1998		
Remarks						
3008/014, 3008/020, 3008/021, 3008/025, 3008/026, 3008/027, 3008/028, 3008/029, 3008/030, 3008/031, 3008/032, 3008/033						
Qualified range: All Variants are qualified.						
Domain	Style	Detail Specification	Variants	Capacitance Range (nF)	Rated Current (A)	Rated Voltage (V)
SFC, Hermetic, Glass Fill	SFC 060	3008/026	01 to 06	0.68 to 220	10	25 to 200
	SFC 100	3008/027	01 to 06	1.0 to 1000	10	25 to 200
SFP, Hermetic, Glass Fill	SFP 060	3008/021	01 to 14	2.4 to 89.6	10	35 to 500
	SFP 100	3008/028	01 to 06	0.16 to 1312	10	50 to 300
SFL, Hermetic, Glass Fill	SFL 100	3008/029	01 to 48	17.6 to 1600	5, 10, 15	40 to 300
Capacitance Range (pF)						
SFC, Non-Hermetic, Resin Fill	SFC 035	3008/031	01 to 06	470 to 22 000	10	25 to 200
	SFC 040	3008/032	01 to 12	470 to 22 000	10	25 to 200
	SFC 060	3008/033	01 to 12	680 to 220 000	10	25 to 200
SFP, Non-Hermetic, Resin Fill	SFP 035	3008/025	01 to 20	2 400 to 35 200	10	35 to 200
	SFP 040	3008/014	01 to 40	750 to 4 800	10 (DC 7 LF)	70 to 250
	SFP 060	3008/030	01 to 28	2 400 to 89 600	10	35 to 500
SFC, Mixed fill, for soldering	SFC 030V	3008/020	01 to 12	470 to 22 000	1.0 to 5.0	25 to 200
Operating Temperature Range (°C): -55 to +125						

6.5.2 SAW

SAW FILTERS (TRANSVERSAL BAND PASS/RESONATOR/NOTCH/ LOW LOSS IMPEDANCE ELEMENT)				313B
Procurement Specifications	Manufacturer	Nature of Approval	Supervising Authority	Initial Qualification Date
Generic ESCC 3502	Kongsberg Norspace Norway	Qualification	ESA/ESTEC	Aug 2011
Detail ESCC 3502/002		Remarks		

6.6 FUSES (06)

6.6.1 Thin Film

FUSES, SURFACE MOUNT, THIN FILM, 0.14 TO 3.5 AMPS, BASED ON TYPE MGA-S				284D
Procurement Specifications	Manufacturer	Nature of Approval	Supervising Authority	Initial Qualification Date
Generic ESCC 4008	Schurter Lucerne Switzerland	Qualification	ESA/ESTEC	Jun 2008
Detail ESCC 4008/001		Remarks		
<p>Qualified range:</p> <p>Variants 01 to 12 are qualified.</p> <p>Rated Voltage (VAC or VDC): 125V/125V, 63V/125V and 32V/125V by variant</p> <p>Rated Current (I_R): 0.14 to 3.5 A by variant</p> <p>AC Interrupt Current (A): 50 at maximum rated voltage, power factor > 0.95 DC Interrupt Current (A): at maximum rated voltage, time constant ≤ 1 ms Variants 01 to 10: 300, Variants 11 and 12: 50</p> <p>Operating Temperature Range, (°C): -50 to +125 (90% I_R to 107% I_R)</p>				

FUSES, SOLID STATE, THIN FILM, BASED ON TYPE HCSF				336A
Procurement Specifications	Manufacturer	Nature of Approval	Supervising Authority	Initial Qualification Date
Generic ESCC 4008	Schurter Lucerne Switzerland	Qualification	ESA/ESTEC	Jun 2016
Detail ESCC 4008/002		Remarks		
<p>Qualified range:</p> <p>Variants 24, 26, 28, 32 are qualified.</p> <p>Operating Temperature Range, (°C): -50 to +125 (106% IR to 80% IR)</p>				

6.7 INDUCTORS (07)

6.7.1 Fixed, RF

INDUCTORS, FIXED, RF, MINIATURE, MOULDED, SURFACE MOUNT, BASED ON SERIES MSC1 10k, 12k, 20k and H01				241Hrev1		
Procurement Specifications	Manufacturer	Nature of Approval	Supervising Authority	Initial Qualification Date		
Generic ESCC 3201 Detail ESCC 3201/008	Exxelia Magnetics (Microspire) Illange France	Qualification	ESA/ESTEC	Jun 2016		
Remarks 09/2017: PID updated following the qualification of new leadframe suppliers and upgrade to ESCC 3201 Issue 6.						
Qualified range:						
Variants 01 to 05 are qualified						
Series No.	Range (μ H)	Tolerance ($\pm\%$)	Q min.	Min. SRF f_r (MHz)	Max. DCR, $R_{dc}(\Omega)$	Rated DC Current, I_R (mA)
10k	0.010- 10	2.0, 5.0, 10	60 - 42	1000 -33	0.025 -3.3	750 - 87
12k	12- 1000	2.0, 5.0, 10	56 - 12	26 - 1.5	2.0 - 120	110 - 15
20k	0.010 -1000	10	75 - 30	1000 - 1.7	0.04 - 80	1000 - 25
H01	0.380 - 100	15	30	8	0.029 - 3.8	1500 - 100
Dielectric Withstanding Voltage (DWV): 200 Vrms						
Operating Temperature Range ($^{\circ}$ C): -55 to +125						

6.7.2 Power

INDUCTORS, POWER, MOULDED, SURFACE MOUNT, BASED ON SERIES SESI AND CMC				276Erev1																																																						
Procurement Specifications	Manufacturer	Nature of Approval	Supervising Authority	Initial Qualification Date																																																						
Generic ESCC 3201 Detail ESCC 3201/009 3201/010	Exxelia Magnetics (Microspire) Illange France	Qualification	ESA/ESTEC	Jun 2016																																																						
<p>Remarks 09/2017: PID updated following the qualification of new leadframe suppliers and upgrade to ESCC 3201 Issue 6. Termination finish shall be Sn60Pb40</p>																																																										
<p>Qualified range:</p> <p>3201/009: Variants 01 to 08 are qualified 3201/010 Variants 01, 03 and 05 are qualified</p> <p>Component types:</p> <table border="1"> <tr> <td>3201/009</td> <td colspan="8"></td> </tr> <tr> <td>SESI</td> <td>14SR</td> <td>15SR</td> <td>15WR</td> <td>18WR</td> <td>9.1WR</td> <td>22WR</td> <td>32WR</td> <td>32PR</td> </tr> <tr> <td>Variant</td> <td>01</td> <td>02</td> <td>03</td> <td>04</td> <td>05</td> <td>06</td> <td>07</td> <td>08</td> </tr> <tr> <td>3201/010</td> <td colspan="8"></td> </tr> <tr> <td>CMC</td> <td>15WR</td> <td>18WR</td> <td>22WR</td> <td colspan="5"></td> </tr> <tr> <td>Variant</td> <td>01</td> <td>03</td> <td>05</td> <td colspan="5"></td> </tr> </table> <p>Operating Temperature Range (°C): -55 to +125</p>					3201/009									SESI	14SR	15SR	15WR	18WR	9.1WR	22WR	32WR	32PR	Variant	01	02	03	04	05	06	07	08	3201/010									CMC	15WR	18WR	22WR						Variant	01	03	05					
3201/009																																																										
SESI	14SR	15SR	15WR	18WR	9.1WR	22WR	32WR	32PR																																																		
Variant	01	02	03	04	05	06	07	08																																																		
3201/010																																																										
CMC	15WR	18WR	22WR																																																							
Variant	01	03	05																																																							

6.8 MICROCIRCUITS (08)

6.8.1 Digital C-MOS

MICROCIRCUITS, DIGITAL, C-MOS-B, 4000B SERIES				73Q
Procurement Specifications	Manufacturer	Nature of Approval	Supervising Authority	Initial Qualification Date
Generic ESCC 9000	ST Microelectronics Rennes France	Qualification	CNES	Apr 1981
Detail ESCC		Remarks: The following (qualified) product types are affected by a Last Time Buy announced by ST Microelectronics in their PCN No. PCN/RNS/HR/17001 of January 2017: HCC4012B, HCC4023B, HCC4025B, HCC4034B, HCC4032B, HCC4078B, HCC4082B		
9201/041, 9201/042, 9201/043, 9201/044, 9201/045, 9201/046, 9201/047, 9201/048, 9201/052, 9201/055, 9201/061, 9201/062, 9201/063, 9201/064, 9201/065, 9201/066, 9201/082, 9202/039, 9202/040, 9202/041, 9202/042, 9202/043, 9202/044, 9202/045, 9202/046, 9202/047, 9202/048, 9202/049, 9202/051, 9202/065, 9203/022, 9203/023, 9203/038, 9204/020, 9204/021, 9204/022, 9204/023, 9204/024, 9204/025, 9204/026, 9204/028, 9204/036, 9204/041, 9204/045, 9204/052, 9204/054, 9205/010, 9205/011, 9206/003, 9207/003, 9207/007, 9209/001, 9306/014, 9306/015, 9306/016, 9306/022, 9306/025, 9306/026, 9401/010, 9401/013, 9401/030, 9407/003, 9408/005, 9408/006, 9408/009, 9408/011, 9408/012, 9408/025, 9409/002, 9409/005				
Qualified range:				
9201/041	Quad 2-input NOR gate		4001B	
9201/042	Dual 4-input NOR gate		4002B	
9202/039	4-bit full adder		4008B	
9201/043	Quad 2-input NAND gate		4011B	
9201/044	Dual 4-input NAND gate		4012B Product Terminated Last time buy 30-Jun-17	
9203/023	Dual D-type flip-flop		4013B	
9306/014	8-stage synchronous static shift register		4014B	
9306/015	Dual 4-stage static shift register with serial input/parallel input		4015B	
9204/020	Decade counter/divider		4017B	
9204/021	Presettable divide-by-N counter		4018B	
9202/051	Quad AND/OR select gate		4019B	
9204/022	14-stage ripple carry binary counter/divider		4020B	
9306/016	8-stage static shift register		4021B	
9204/023	Octal counter/divider		4022B	
9201/045	Triple 3-input NAND gates		4023B	
9204/024	7-stage ripple carry binary counter/divider		4024B Product Terminated Last time buy 30-Jun-17	
9201/046	Triple 3-input NOR gate		4025B Product Terminated - Last time buy 30-Jun-17	

MICROCIRCUITS, DIGITAL, C-MOS-B, 4000B SERIES		73Q
9203/022	Dual J-K master slave flip-flop	4027B
9205/010	BCD-to-decimal or binary-to-octal decoder	4028B
9204/025	Presetable up/down counter binary or BCD decade	4029B
9201/047	Quad 2-input exclusive OR gates	4030B
9306/025	8-stage static bidirectional parallel/serial input/output bus register with 3 state output	4034B Product Terminated Last time buy 30-Jun-17
9204/026	12-stage ripple carry binary counter/divider	4040B
9202/040	Quad true/complement buffer with unbuffered outputs	4041UB
9202/041	Quad clocked D latch	4042B Product Terminated Last time buy 30-Jun-17
9202/042	Quad NOR 3-state R/S latches	4043B
9202/043	Quad NAND 3-state R/S latch	4044B
9202/044	Micropower phase-locked loop	4046B
9207/003	Low power monostable/astable multivibrator	4047B
9202/045	Hex buffer/converter (inverting type)	4049UB
9202/046	Hex buffer/converter (non-inverting type)	4050B
9202/047	Analogue multiplexer/demultiplexer	4051B
9202/048	Analogue multiplexer/demultiplexer	4052B
9202/049	Triple 2-channel analogue multiplexer/demultiplexer	4053B
9209/001	4-bit magnitude comparator	4063B
9204/052	14-stage ripple-carry binary counter/divider and oscillator	4060B
9408/005	Quad bilateral switch	4066B
9408/009	Analogue multiplexer/demultiplexer	4067B
9201/061	8-input NAND gate	4068B
9401/010	Hex inverter	4069UB
9201/048	Quad exclusive OR gate	4070B
9201/063	Quad 2-input OR gate	4071B
9201/082	Dual 4-input OR gate	4072B
9201/064	Triple 3-input AND gate	4073B
9201/065	Triple 3-input OR gate	4075B
9306/022	4-bit D-type register with 3-state output	4076B
9201/055	Quad exclusive NOR gate	4077B
9201/062	8-input OR/NOR gate	4078B Product Terminated Last time buy 30-Jun-17
9201/052	Quad 2-input AND gate	4081B
9201/066	Dual 4-input AND gate	4082B
9409/002	Quad 2-input NAND gate with Schmitt trigger input	4093B
9306/026	8-stage shift and store bus register with synchronous serial outputs and 3-state parallel output	4094B
9206/003	Dual monostable multivibrator	4098B
9408/006	8-channel multiplexer with 3-state output	4512B

MICROCIRCUITS, DIGITAL, C-MOS-B, 4000B SERIES		73Q
9408/012	4-bit latch/4-to-16 decoder	4514B
9205/011	4-bit latch/4-to-16 line decoder	4515B
9204/045	Synchronous quad presettable up/down binary counter	4516B
9204/028	Dual binary up counter	4520B
9202/065	8-bit priority encoder	4532B
9207/007	Dual monostable multivibrator with reset	4538B
9408/011	Dual 1-of-4 decoder/demultiplexer	4555B
9408/025	Dual 1-of-4 decoder/demultiplexer (output low on select)	4556B
9204/036	Presettable 8-bit synchronous down-counter	40103B
9409/005	Hex Schmitt-trigger	40106B
9401/013	Dual 2-input NAND buffer/driffer	40107B
9407/003	Quad low-to-high 3-state voltage level shifter	40109B
9204/054	Programmable 4-bit binary counter with asynchronous clear	40161B
9203/038	Hex D-type flip-flop	40174B
9204/041	Presettable binary up/down counter (dual clock with reset)	40193B
<p>Package Types:</p> <p>Ceramic Dual-in-Line Ceramic Flat Pack</p>		

MICROCIRCUITS, DIGITAL, MONOLITHIC, HIGH SPEED CMOS, 54HC AND 54HCT SERIES				190L	
Procurement Specifications	Manufacturer	Nature of Approval	Supervising Authority	Initial Qualification Date	
Generic ESCC 9000 Detail ESCC	ST Microelectronics Rennes France	Qualification	CNES	Nov 1992	
<p>9201/105, 9201/106, 9201/107, 9201/108, 9201/109, 9201/110, 9201/111, 9201/113, 9201/114, 9201/117, 9201/118, 9201/119, 9201/120, 9201/123, 9202/072, 9202/075, 9203/050, 9203/052, 9203/053, 9203/054, 9203/059, 9203/060, 9203/064, 9203/070, 9203/073, 9204/059, 9204/062, 9204/065, 9204/066, 9204/069, 9204/070, 9204/071, 9204/074, 9204/076, 9205/013, 9205/017, 9205/019, 9205/021, 9205/023, 9207/006, 9208/003, 9209/004, 9209/005, 9306/041, 9306/042, 9306/043, 9306/047, 9306/048, 9306/050, 9306/051, 9306/052, 9306/054, 9401/033, 9401/034, 9401/037, 9401/038, 9401/039, 9401/044, 9401/047, 9401/048, 9401/049, 9402/009, 9405/013, 9405/014, 9408/038, 9408/046, 9408/047, 9408/048, 9408/052, 9408/054, 9408/057, 9408/059, 9408/064, 9408/065, 9409/007, 9410/017,</p>					
Qualified range:					
ESCC Spec. No.	Component Type		Component Type	Note	
9201/105	Quad 2-input NAND gate		54HC 00	1	
9201/113	Quad 2-input NOR gate		02	1	
9201/114	Quad 2-input NAND gate with open drain output		03	1	
9401/033	Hex inverter		04	1	
9201/106	Quad 2-input positive AND gate		08	1	
9201/107	Triple 3-input NAND gate		10	1	
9201/117	Triple 3-input AND gate		11	1	
9409/007	Hex Schmitt trigger inverter		14	1	
9201/118	Dual 4-input NAND gate		20	1	
9201/108	Dual 4-input AND gate		21	1	
9201/109	Triple 3-input NOR gate		27	1	
9201/110	8-input NAND gate		30	1	
9201/111	Quad 2-input OR gate		32	1	
9203/050	Dual D-type flip-flop with preset and clear		74	1	
9209/004	4-bit magnitude comparator		85	1	
9201/119	Quad 2-input exclusive OR gate		86	1	
9306/048	Dual J-K positive edge triggered flip-flop with preset and clear		109	1	
9207/006	Dual positive or negative edge Schmitt-retriggerable monostable multivibrator with clear		123	1	
9401/039	Quad bus buffer with 3 state output		125	1	
9201/120	Quad 2-input NAND gate with Schmitt-trigger input		132	1	
9205/013	3-to-8 line decoder/demultiplexer with address latch and inverted output		137	1	
9408/046	3-to-8 line decoder/demultiplexer with inverted output		54HC 138	1	

MICROCIRCUITS, DIGITAL, MONOLITHIC, HIGH SPEED CMOS, 54HC AND 54HCT SERIES			190L	
9205/017	Dual 2-to4 line decoder/demultiplexer with inverted output	54HC	139	1
9410/017	8-line to 3-line priority encoder		148	1
9408/054	8-line to 1-line data selector/multiplexer		151	1
9408/038	Dual 4-line to 1-line data selectors/multiplexer		153	1
9205/023	4-to-16 line decoder/demultiplexer with inverted output		154	1
9408/057	Quad 2-line to 1-line data selector/multiplexer		157	1
9408/059	Quad 2-line to 1-line data selector/multiplexer with inverted output		158	1
9204/062	Synchronous presettable 4-bit decade counter with direct clear		160	1
9204/059	Asynchronous 4-bit binary counter		161	1
9306/041	8-bit SIPO shift register		164	1
9306/042	8-bit PISO shift register		165	1
9306/043	8-bit PISO shift register		166	1
9306/052	Hex D-type edge-triggered flip-flop with clear		174	1
9203/052	Quad D-type edge-triggered flip-flop with clear		175	1
9204/066	Synchronous 4-bit up/down binary counter		191	1
9204/065	Synchronous 4-bit up/down binary counter (dual clock with clear)		193	1
9306/047	4-bit PIPO shift register		194	1
9205/021	3-line to 8-line decoder/demultiplexer with address latch		237	1
9401/034	Octal bus buffer with inverted 3-state output		240	1
9401/048	Octal bus buffer with 3-state output		244	1
9405/013	Octal bus transceiver with 3-state output		245	1
9408/048	1-to-8 data selector/multiplexer with 3-state output		251	1
9408/047	Quad 2-line to 1-line data selector/multiplexer with 3-state output		257	1
9203/073	8-bit addressable latch		259	1
9203/053	Octal D-type edge-triggered flip-flop with clear		273	1
9208/003	9-bit odd/even parity generator/checker		280	1
9202/075	4-bit binary full adder with fast carry		283	1
9401/044	Hex bus buffer with 3-state output		367	1
9203/059	Octal D-type transparent latch with 3-state output		373	1
9203/060	Octal D-type edge-triggered flip-flop with 3-state output		374	1
9204/074	Dual 4-bit negative edge-triggered binary counter		393	1
9401/049	Octal bus buffer with inverted 3-state output		540	1
9401/047	Octal bus buffer with 3-state output		541	1
9202/072	Octal D-type transparent latch with 3-state output		573	1
9203/054	Octal D-type edge-triggered flip-flop with 3-state output		574	1
9204/071	8-bit binary counter with 3-state output register		590	1
9306/051	8-bit shift register with 3-state output register		595	1
9306/054	8-bit PISO shift register		597	1
9209/005	8-bit identify comparator		688	1
9204/070	Asynchronous negative-edge-triggered 14-bit binary counter		4020	1
9204/069	Asynchronous negative edge-triggered 12-bit binary counter		4040	1
9401/037	Hex buffer/converter with inverted output		4049	1
9401/038	Hex buffer/converter		4050	1
9408/064	Analogue multiplexer/demultiplexer		4051	1
9408/065	Analogue multiplexer/demultiplexer (triple 2-channel)		4053	1
9204/076	Asynchronous negative-edge-triggered 14-bit binary counter and oscillator	54HC	4060	1

MICROCIRCUITS, DIGITAL, MONOLITHIC, HIGH SPEED CMOS, 54HC AND 54HCT SERIES				190L
9408/052	Quad bilateral switch	54HC	4066	1
9201/123	8-input OR/NOR gate		4078	1
9306/050	8-bit SIPO shift latch register with 3-state output		4094	1
9205/019	4-to-16 line decoder/latch		4514	1
9203/070	Dual D-type flip-flop with preset and clear	54HCT	74	1
9402/009	Octal bus buffer with 3-state output		244	1
9405/014	Octal bus transceiver with 3-state output		245	1
9203/064	Octal D-type transparent latch with 3-state output		373	1

NOTES, 1. These parts have successfully passed radiation testing to 50 kRads.

Package Types:

Ceramic Dual-in-Line
Ceramic Flat Pack

INTEGRATEC CIRCUITS, SILICON MONOLITHIC, CMOS GATE/EMBEDDED ARRAY BASED ON TYPE MH1RT				278rev2
Procurement Specifications	Manufacturer	Nature of Approval	Supervising Authority	Initial Qualification Date
Generic ESCC 9000 Detail ESCC 9202/076	Microchip Technology Nantes France	Qualification	ESA/ESTEC	Dec 2006
Remarks				

<p style="text-align: center;">INTEGRATEC CIRCUITS, SILICON MONOLITHIC, CMOS CELL-BASED ARRAY BASED ON TYPE ATC18RHA</p>				<p>312Brev1</p>
Procurement Specifications	Manufacturer	Nature of Approval	Supervising Authority	Initial Qualification Date
Generic ESCC 9000	Microchip Technology Nantes France	Qualification	CNES	Aug 2012
Detail ESCC		Remarks		
<p>9202/080, 9512/004, 9304/009</p>				
<p>Qualified range:</p>				
9202/080:	INTEGRATEC CIRCUITS, SILICON MONOLITHIC, CMOS CELL-BASED ARRAY	BASED ON TYPE ATC18RHA		
9512/004:	INTEGRATEC CIRCUITS, SILICON, 32-BIT SPARC PROCESSOR,	BASED ON TYPE AT697F		
9304/009:	INTEGRATEC CIRCUITS, SILICON MONOLITHIC, CMOS DIGITAL, FIELD PRO GRAMMABLE GATE ARRAY, 280000 GATES	BASED ON TYPE ATF280F		

<p>INTEGRATEC CIRCUITS, CMOS CELL-BASED ARRAY BASED ON TYPE ATMX150RHA—Ph1 DIGITAL ONLY 7MGATES 5ML</p>				<p>342rev1</p>
Procurement Specifications	Manufacturer	Nature of Approval	Supervising Authority	Initial Qualification Date
<p>Generic ESCC 9000 Detail ESCC 9202/083</p>	<p>Microchip Technology Nantes France</p>	<p>Qualification</p>	<p>ESA/ESTEC</p>	<p>Aug 2016</p>
<p>Remarks</p>				

6.8.2 Linear Switching Regulator

IINTEGRATEC CIRCUITS, PULSE WIDTH MODULATOR, BASED ON TYPES ST1843 AND ST1845				344
Procurement Specifications	Manufacturer	Nature of Approval	Supervising Authority	Initial Qualification Date
Generic ESCC 9000 Detail ESCC 9108/020 9108/021	ST Microelectronics Rennes France	Qualification	CNES	Nov 2016
Qualified range: Variants 01, 02				

6.9 RELAYS (09)

6.9.1 Non-Latching, 28Vdc Contact Rating

RELAY, NON-LATCHING, ELECTROMAGNETIC, TYPE T **				102H								
Procurement Specifications	Manufacturer	Nature of Approval	Supervising Authority	Initial Qualification Date								
Generic ESCC 3601	REL-STPI St Jean de la Ruelle France	Qualification	CNES	Feb 1983								
Detail ESCC 3601/002		Remarks										
<p>Qualified range:</p> <p>Variants 01 to 06 are qualified</p> <table border="1"> <tr> <td>Contact Rating</td> <td>1 A at 28 Vdc</td> </tr> <tr> <td>Contact Configuration</td> <td>2 PDT</td> </tr> <tr> <td>Package Type</td> <td>TO-5 Can</td> </tr> <tr> <td>Coil Voltage</td> <td>5 - 26.5 Vdc</td> </tr> </table> <p>Operating Temperature Range (°C): -65 to +125</p>					Contact Rating	1 A at 28 Vdc	Contact Configuration	2 PDT	Package Type	TO-5 Can	Coil Voltage	5 - 26.5 Vdc
Contact Rating	1 A at 28 Vdc											
Contact Configuration	2 PDT											
Package Type	TO-5 Can											
Coil Voltage	5 - 26.5 Vdc											

RELAY, NON-LATCHING, ELECTROMAGNETIC, TYPE E 215				205F								
Procurement Specifications	Manufacturer	Nature of Approval	Supervising Authority	Initial Qualification Date								
Generic ESCC 3601	REL-STPI St Jean de la Ruelle France	Qualification	CNES	Jan 1994								
Detail ESCC 3601/007		Remarks										
<p>Qualified range:</p> <p>Variants 03, 04 and 06 are qualified</p> <table border="1"> <tr> <td>Contact Rating</td> <td>15 A at 28 Vdc</td> </tr> <tr> <td>Contact Configuration</td> <td>2 PDT</td> </tr> <tr> <td>Package Type</td> <td>Half cubic inch can</td> </tr> <tr> <td>Coil Voltage</td> <td>12 and 28Vdc</td> </tr> </table> <p>Operating Temperature Range (°C): -65 to +125</p>					Contact Rating	15 A at 28 Vdc	Contact Configuration	2 PDT	Package Type	Half cubic inch can	Coil Voltage	12 and 28Vdc
Contact Rating	15 A at 28 Vdc											
Contact Configuration	2 PDT											
Package Type	Half cubic inch can											
Coil Voltage	12 and 28Vdc											

RELAY, NON-LATCHING, ELECTROMAGNETIC, TYPE M300				318Brev1								
Procurement Specifications	Manufacturer	Nature of Approval	Supervising Authority	Initial Qualification Date								
Generic ESCC 3601 Detail ESCC 3601/007	Leach Sarralbe France	Qualification	CNES	Feb 2012								
Remarks												
<p>Qualified range:</p> <p>Variants 03, 04 and 06 are qualified</p> <table border="1" style="width: 100%;"> <tr> <td>Contact Rating</td> <td>15 A at 28 Vdc</td> </tr> <tr> <td>Contact Configuration</td> <td>2 PDT</td> </tr> <tr> <td>Package Type</td> <td>Half cubic inch can</td> </tr> <tr> <td>Coil Voltage</td> <td>12 and 28Vdc</td> </tr> </table> <p>Operating Temperature Range (°C): -65 to +125</p>					Contact Rating	15 A at 28 Vdc	Contact Configuration	2 PDT	Package Type	Half cubic inch can	Coil Voltage	12 and 28Vdc
Contact Rating	15 A at 28 Vdc											
Contact Configuration	2 PDT											
Package Type	Half cubic inch can											
Coil Voltage	12 and 28Vdc											

6.9.2 Latching, 28Vdc Contact Rating

RELAY, LATCHING, ELECTROMAGNETIC, TYPE TL				88J								
Procurement Specifications	Manufacturer	Nature of Approval	Supervising Authority	Initial Qualification Date								
Generic ESCC 3602 Detail ESCC 3602/002	REL-STPI Saint Jean de la Ruelle France	Qualification	CNES	Jan 1982								
Remarks As from September 2015, in relation to NCCS 2STPI501 , each delivery of TL26 parts shall be subject to an official prior agreement by the ESCC Executive during a MRB.												
Qualified range: Variants 01 to 06 are qualified												
<table border="1"> <tr> <td>Contact Rating</td> <td>1 A at 28 Vdc</td> </tr> <tr> <td>Contact Configuration</td> <td>2 PDT</td> </tr> <tr> <td>Package Type</td> <td>TO-5 can</td> </tr> <tr> <td>Coil Voltage</td> <td>26.5 Vdc</td> </tr> </table>		Contact Rating	1 A at 28 Vdc	Contact Configuration	2 PDT	Package Type	TO-5 can	Coil Voltage	26.5 Vdc			
Contact Rating	1 A at 28 Vdc											
Contact Configuration	2 PDT											
Package Type	TO-5 can											
Coil Voltage	26.5 Vdc											
Operating Temperature Range (°C): -65 to +125												

RELAY, LATCHING, ELECTROMAGNETIC, TYPE EL415				98H								
Procurement Specifications	Manufacturer	Nature of Approval	Supervising Authority	Initial Qualification Date								
Generic ESCC 3602 Detail ESCC 3602/004	REL-STPI Saint Jean de la Ruelle France	Qualification	CNES	Jan 1982								
Remarks												
Qualified range: Variants 04, 06 and 09 and 14, 16 and 19 are qualified												
<table border="1" style="width: 100%;"> <tr> <td>Contact Rating</td> <td>15A at 28Vdc</td> </tr> <tr> <td>Contact Configuration</td> <td>4PDT Package</td> </tr> <tr> <td>Package Type</td> <td>Cubic inch can</td> </tr> <tr> <td>Coil Voltage</td> <td>28Vdc</td> </tr> </table>		Contact Rating	15A at 28Vdc	Contact Configuration	4PDT Package	Package Type	Cubic inch can	Coil Voltage	28Vdc			
Contact Rating	15A at 28Vdc											
Contact Configuration	4PDT Package											
Package Type	Cubic inch can											
Coil Voltage	28Vdc											
Operating Temperature Range (°C): -65 to +125												

RELAY, LATCHING, ELECTROMAGNETIC, TYPE M402				317Brev1								
Procurement Specifications	Manufacturer	Nature of Approval	Supervising Authority	Initial Qualification Date								
Generic ESCC 3602 Detail ESCC 3602/004	LEACH Sarralbe France	Qualification	CNES	Feb 2012								
Remarks												
<p>Qualified range:</p> <p>Variants 04, 06 and 09 and 14, 16 and 19 are qualified</p> <table border="1" data-bbox="113 987 930 1122"> <tr> <td>Contact Rating</td> <td>15A at 28Vdc</td> </tr> <tr> <td>Contact Configuration</td> <td>4PDT Package</td> </tr> <tr> <td>Package Type</td> <td>Cubic inch can</td> </tr> <tr> <td>Coil Voltage</td> <td>28Vdc</td> </tr> </table> <p>Operating Temperature Range (°C): -65 to +125</p>					Contact Rating	15A at 28Vdc	Contact Configuration	4PDT Package	Package Type	Cubic inch can	Coil Voltage	28Vdc
Contact Rating	15A at 28Vdc											
Contact Configuration	4PDT Package											
Package Type	Cubic inch can											
Coil Voltage	28Vdc											

RELAY, LATCHING, ELECTROMAGNETIC, TYPE EL215				167G								
Procurement Specifications	Manufacturer	Nature of Approval	Supervising Authority	Initial Qualification Date								
Generic ESCC 3602 Detail ESCC 3602/009	REL STPI St Jean de la Ruelle France	Qualification	CNES	Feb 1990								
Remarks												
Qualified range: Variants 03, 04, 06 and 13, 14 and 16 are qualified												
<table border="1" style="width: 100%;"> <tr> <td>Contact Rating</td> <td>15A at 28Vdc</td> </tr> <tr> <td>Contact Configuration</td> <td>2PDT Package</td> </tr> <tr> <td>Package Type</td> <td>Half-cubic inch can</td> </tr> <tr> <td>Coil Voltage</td> <td>28Vdc</td> </tr> </table>		Contact Rating	15A at 28Vdc	Contact Configuration	2PDT Package	Package Type	Half-cubic inch can	Coil Voltage	28Vdc			
Contact Rating	15A at 28Vdc											
Contact Configuration	2PDT Package											
Package Type	Half-cubic inch can											
Coil Voltage	28Vdc											
Operating Temperature Range (°C): -65 to +125												

RELAY, LATCHING, ELECTROMAGNETIC, TYPE M302				310C								
Procurement Specifications	Manufacturer	Nature of Approval	Supervising Authority	Initial Qualification Date								
Generic ESCC 3602 Detail ESCC 3602/009	LEACH Sarralbe France	Qualification	CNES	Feb 1990								
Remarks												
<p>Qualified range:</p> <p>Variants 03, 04, 06 and 13, 14 and 16 are qualified</p> <table border="1" style="width: 100%;"> <tr> <td>Contact Rating</td> <td>15A at 28Vdc</td> </tr> <tr> <td>Contact Configuration</td> <td>2PDT Package</td> </tr> <tr> <td>Package Type</td> <td>Half-cubic inch can</td> </tr> <tr> <td>Coil Voltage</td> <td>28Vdc</td> </tr> </table> <p>Operating Temperature Range (°C): -65 to +125</p>					Contact Rating	15A at 28Vdc	Contact Configuration	2PDT Package	Package Type	Half-cubic inch can	Coil Voltage	28Vdc
Contact Rating	15A at 28Vdc											
Contact Configuration	2PDT Package											
Package Type	Half-cubic inch can											
Coil Voltage	28Vdc											

6.10 RESISTORS (10)

6.10.1 Shunts

RESISTORS, FIXED, CHIP, METAL FOIL, BASED ON TYPES SMV-PW AND SM*-PT				285D
Procurement Specifications	Manufacturer	Nature of Approval	Supervising Authority	Initial Qualification Date
Generic ESCC 4001	ISABELLENHÜTTE HEUSLER GmbH & Co. KG Dillenburg Germany	Qualification	DLR	Nov 2008
Detail ESCC 4001/027 4001/028		Remarks		
<p>Qualified range:</p> <p>ESCC 4001/027 variants 01, 02 and 03 are qualified (SMP-PW, SMS-PW, SMT-PW) ESCC 4001028 variant 02 is qualified (SMV-PW)</p> <p>Tolerance (%) = ±1</p> <p>Operating Temperature Range (°C): -55 to +170</p>				

6.10.2 Fixed, Film

RESISTORS, FILM, FIXED, SURFACE MOUNT, NON-HERMETICALLY SEALED, BASED ON TYPE MS1				256J																																																																				
Procurement Specifications	Manufacturer	Nature of Approval	Supervising Authority	Initial Qualification Date																																																																				
Generic ESCC 4001 Detail ESCC 4001/022	VISHAY Electronic GmbH Division Draloric Selb Germany	Qualification	DLR	Oct 1999																																																																				
Remarks																																																																								
Qualified range:																																																																								
<table border="1"> <thead> <tr> <th>Range (Ω)</th> <th>Tol. ($\pm\%$)</th> <th>TC ($\pm\text{ppm}/^\circ\text{C}$)</th> <th>Value Series</th> </tr> </thead> <tbody> <tr> <td>43.2 - 1.004 M</td> <td>0.1</td> <td>50</td> <td>E96</td> </tr> <tr> <td>10.0 - 1.004 M</td> <td>0.5</td> <td></td> <td></td> </tr> <tr> <td>2.20 - 5.114 M</td> <td>1.0</td> <td></td> <td></td> </tr> <tr> <td>43.2 - 1.004 M</td> <td>0.1</td> <td>25</td> <td>E96</td> </tr> <tr> <td>10.0 - 1.004 M</td> <td>0.5</td> <td></td> <td></td> </tr> <tr> <td>10.0 - 1.004 M</td> <td>1.0</td> <td></td> <td></td> </tr> <tr> <td>43.2 - 0.2213 M</td> <td>0.1</td> <td>15</td> <td>E96</td> </tr> <tr> <td>10.0 - 0.5113 M</td> <td>0.5</td> <td></td> <td></td> </tr> <tr> <td>43.2 - 1.004 M</td> <td>0.1</td> <td>50</td> <td>E96</td> </tr> <tr> <td>10.0 - 1.004 M</td> <td>0.5</td> <td></td> <td></td> </tr> <tr> <td>2.20 - 5.114 M</td> <td>1.0</td> <td></td> <td></td> </tr> <tr> <td>43.2 - 1.004 M</td> <td>0.1</td> <td>25</td> <td>E96</td> </tr> <tr> <td>10.0 - 1.004 M</td> <td>0.5</td> <td></td> <td></td> </tr> <tr> <td>10.0 - 1.004 M</td> <td>1.0</td> <td></td> <td></td> </tr> <tr> <td>43.2 - 0.2213 M</td> <td>0.1</td> <td>15</td> <td>E96</td> </tr> <tr> <td>10.0 - 0.5113 M</td> <td>0.5</td> <td></td> <td></td> </tr> </tbody> </table>					Range (Ω)	Tol. ($\pm\%$)	TC ($\pm\text{ppm}/^\circ\text{C}$)	Value Series	43.2 - 1.004 M	0.1	50	E96	10.0 - 1.004 M	0.5			2.20 - 5.114 M	1.0			43.2 - 1.004 M	0.1	25	E96	10.0 - 1.004 M	0.5			10.0 - 1.004 M	1.0			43.2 - 0.2213 M	0.1	15	E96	10.0 - 0.5113 M	0.5			43.2 - 1.004 M	0.1	50	E96	10.0 - 1.004 M	0.5			2.20 - 5.114 M	1.0			43.2 - 1.004 M	0.1	25	E96	10.0 - 1.004 M	0.5			10.0 - 1.004 M	1.0			43.2 - 0.2213 M	0.1	15	E96	10.0 - 0.5113 M	0.5		
Range (Ω)	Tol. ($\pm\%$)	TC ($\pm\text{ppm}/^\circ\text{C}$)	Value Series																																																																					
43.2 - 1.004 M	0.1	50	E96																																																																					
10.0 - 1.004 M	0.5																																																																							
2.20 - 5.114 M	1.0																																																																							
43.2 - 1.004 M	0.1	25	E96																																																																					
10.0 - 1.004 M	0.5																																																																							
10.0 - 1.004 M	1.0																																																																							
43.2 - 0.2213 M	0.1	15	E96																																																																					
10.0 - 0.5113 M	0.5																																																																							
43.2 - 1.004 M	0.1	50	E96																																																																					
10.0 - 1.004 M	0.5																																																																							
2.20 - 5.114 M	1.0																																																																							
43.2 - 1.004 M	0.1	25	E96																																																																					
10.0 - 1.004 M	0.5																																																																							
10.0 - 1.004 M	1.0																																																																							
43.2 - 0.2213 M	0.1	15	E96																																																																					
10.0 - 0.5113 M	0.5																																																																							
Critical R = 160 k Ω																																																																								
Operating Temperature Range ($^\circ\text{C}$): -55 to +125																																																																								


RESISTORS, FILM, FIXED, SURFACE MOUNT, NON-HERMETICALLY SEALED, BASED ON TYPE TNPS					289D																																									
Procurement Specifications	Manufacturer	Nature of Approval	Supervising Authority	Initial Qualification Date																																										
Generic ESCC 4001 Detail ESCC 4001/029	VISHAY Electronic GmbH Division Draloric Selb Germany	Qualification	DLR	May 2009																																										
Remarks																																														
<p>Qualified range:</p> <p>Variants 01, 02 and 03 are qualified</p> <table border="1"> <thead> <tr> <th rowspan="2">Variant Number</th> <th rowspan="2">Style (Note 1)</th> <th colspan="2">Resistance Range R_n</th> <th rowspan="2">Tolerance (\pm %)</th> <th rowspan="2">Value Series</th> <th rowspan="2">Temperature Coefficient TC ($\pm 10^{-6}/^{\circ}\text{C}$)</th> <th rowspan="2">Critical Resistance (kΩ)</th> <th rowspan="2">Weight max (g)</th> </tr> <tr> <th>Min (Ω)</th> <th>Max (MΩ)</th> </tr> </thead> <tbody> <tr> <td>01</td> <td>0603</td> <td>10</td> <td>0.221</td> <td>0.1, 0.5, 1</td> <td>E96</td> <td>15, 25, 50</td> <td>56.25</td> <td>0.002</td> </tr> <tr> <td>02</td> <td>0805</td> <td>10</td> <td>0.422</td> <td>0.1, 0.5, 1</td> <td>E96</td> <td>15, 25, 50</td> <td>180</td> <td>0.006</td> </tr> <tr> <td>03</td> <td>1206</td> <td>10</td> <td>1</td> <td>0.1, 0.5, 1</td> <td>E96</td> <td>15, 25, 50</td> <td>160</td> <td>0.008</td> </tr> </tbody> </table> <p>Operating Temperature Range ($^{\circ}\text{C}$): -55 to +125</p>									Variant Number	Style (Note 1)	Resistance Range R_n		Tolerance (\pm %)	Value Series	Temperature Coefficient TC ($\pm 10^{-6}/^{\circ}\text{C}$)	Critical Resistance (k Ω)	Weight max (g)	Min (Ω)	Max (M Ω)	01	0603	10	0.221	0.1, 0.5, 1	E96	15, 25, 50	56.25	0.002	02	0805	10	0.422	0.1, 0.5, 1	E96	15, 25, 50	180	0.006	03	1206	10	1	0.1, 0.5, 1	E96	15, 25, 50	160	0.008
Variant Number	Style (Note 1)	Resistance Range R_n		Tolerance (\pm %)	Value Series	Temperature Coefficient TC ($\pm 10^{-6}/^{\circ}\text{C}$)	Critical Resistance (k Ω)	Weight max (g)																																						
		Min (Ω)	Max (M Ω)																																											
01	0603	10	0.221	0.1, 0.5, 1	E96	15, 25, 50	56.25	0.002																																						
02	0805	10	0.422	0.1, 0.5, 1	E96	15, 25, 50	180	0.006																																						
03	1206	10	1	0.1, 0.5, 1	E96	15, 25, 50	160	0.008																																						

6.10.3 Chip



RESISTORS, FILM, FIXED, CHIP AND ARRAY, THIN FILM, BASED ON TYPES PHR; PFRR; PRAHR/CNWHR				287E	
Procurement Specifications	Manufacturer	Nature of Approval	Supervising Authority	Initial Qualification Date	
Generic ESCC 4001 Detail ESCC 4001/023 4001/025	VISHAY S.A. Division Sfernice Nice France	Qualification	CNES	Feb 2009	
Remarks Components under ESCC QML qualification. Refer to Technology Flow description in REP006.					
Qualified range:					
Type PHR, Variants 01 to 08, 13 and 14 are qualified					
Type PFRR, Variants 09 to 12 and 15 are qualified					
Type PRAHR/CNWHR, Variants 01 to 42 are qualified					
4001/023	PHR	High Stability and Precision Chip			
4001/023	PFRR	High Stability and Precision Chip with Established Reliability Level R			
4001/025	PRA/CNWHR	High Stability and Precision Surface Mount Array			
The Established Reliability Level R is evaluated according to the ESCC Basic Specification 26000.					
Lead material is E with either Type 2 or Type 4 finish. The terminal material and finish of some of these variants makes them unsuitable for solder assembly methods. They shall be assembled using glue or wire bond techniques. See Detail specifications.					
Operating Temperature Range, (°C): -55 to +155					
Type PHR:					
Detail Specification	Style	Critical R (kΩ)	Rated Dissipation (W)	Limiting Element Voltage (V)	Type Variant
4001/023	0402	18	0.050	30	13; 14
	0603	12.25	0.100	35	01; 05
	0805	45	0.125	75	02; 06
	1206	40	0.250	100	03; 07
	2010	45	0.500	150	04; 08

RESISTORS,
FILM, FIXED, CHIP AND ARRAY, THIN FILM,
BASED ON TYPES PHR; PFRR; PRAHR/CNWHR

287E



Notes:



**RESISTORS,
FILM, FIXED, CHIP AND ARRAY, THIN FILM,
BASED ON TYPES PHR; PFRR; PRAHR/CNWHR**

287E

Type PFRR:

Detail Specification	Style	Critical R (kΩ)	Rated Dissipation (W)	Limiting Element Voltage (V)	Type Variant
4001/023	0402	32	0.050	40	15
	0603	25	0.100	50	09
	0805	80	0.125	100	10
	1206	90	0.250	150	11
	2010	80	0.500	200	12

Style	Resistance Range (Ω)	Tolerance (±%)	Temperature Coefficient TC(±10 ⁻⁶ /°C)
0402; 0603; 0805; 1206; 2010	From 100 to ≤ 100K	0.05; 0.1	10; 25
0603; 0805; 1206; 2010	From 100 to ≤ 261K	0.05; 0.1	10; 25
0805; 1206; 2010	From 261K to ≤ 301K	0.05; 0.1	10; 25
1206; 2010	From 301K to ≤ 1M	0.05; 0.1	10; 25
2010	From 1M to 3M01	0.05; 0.1	10; 25

Type PRAHR/CNWHR:

Detail Specification	Style	Critical R (K Ω)	Rated Dissipation (W/resistor)	Limiting Element Voltage (V/resistor)	Type Variant	
					Same Ohmic Values	Different Ohmic Values
4001/025	PRA100	12.25	0.100	35	01 to 07	22 to 28
	PRA135	56.25	0.100	75	08 to 14	29 to 35
	PRA182	100	0.100	100	15 to 21	36 to 42

Style	Resistance Range (Ω)	Tolerance (±%)		Temperature Coefficient TC(±10 ⁻⁶ /°C)	
		Absolute	Relative	Absolute	Relative
PRA100; PRA135; PRA182	From 100 to 200K	0.1; 0.5; 1	0.05; 0.1	10	3; 5
PRA135; PRA182	From 200K to 250K	0.1; 0.5; 1	0.05; 0.1	10	3; 5
PRA182	From 250K to 1M	0.1; 0.5; 1	0.05; 0.1	10	3; 5

Number of Resistors per Array: 2 to 8

RESISTORS, FIXED, CHIP, THICK FILM, BASED ON TYPE CHP				314C																																														
Procurement Specifications	Manufacturer	Nature of Approval	Supervising Authority	Initial Qualification Date																																														
Generic ESCC 4001 Detail ESCC 4001/026	VISHAY S.A. Division Sfernice Nice France	Qualification	CNES	Oct 2011																																														
Remarks																																																		
<p>Qualified range:</p> <p>Type CHPHR, variants 01 to 10 are qualified.</p> <p>Type CHPFR, variants 11 to 20 are qualified.</p> <p>The qualified range is restricted as below:</p> <table border="1"> <thead> <tr> <th>Style</th> <th>Critical R (KΩ)</th> <th>Rated Dissipation</th> <th>Limited Element Voltage (V)</th> <th>Type Variant</th> </tr> </thead> <tbody> <tr> <td>0603</td> <td>25</td> <td>0.100</td> <td>50</td> <td>01, 06, 11, 16</td> </tr> <tr> <td>0805</td> <td>50</td> <td>0.200</td> <td>100</td> <td>02, 07, 12, 17</td> </tr> <tr> <td>1206</td> <td>160</td> <td>0.250</td> <td>200</td> <td>03, 08, 13, 18</td> </tr> <tr> <td>2010</td> <td>180</td> <td>0.500</td> <td>300</td> <td>04, 09, 14, 19</td> </tr> <tr> <td>2512</td> <td>112.5</td> <td>0.800</td> <td>300</td> <td>05, 10, 15, 20</td> </tr> </tbody> </table> <table border="1"> <thead> <tr> <th>Style</th> <th>Range(Ω)</th> <th>Tol. ($\pm\%$)</th> <th>TC(\pmppm/$^{\circ}$C)</th> </tr> </thead> <tbody> <tr> <td>0603;0805;1206;2010;2512</td> <td>From 1 to < 10</td> <td>2; 5</td> <td>200</td> </tr> <tr> <td>0603;0805;1206;2010;2512</td> <td>From 10 to < 1M</td> <td>1; 2; 5</td> <td>100; 200</td> </tr> <tr> <td>0603;0805;1206;2010;2512</td> <td>From 1M to \leq 10M</td> <td>2; 5</td> <td>200</td> </tr> </tbody> </table> <p>Lead material is E with either Type 2 or Type 4 finish</p> <p>Operating Temperature Range ($^{\circ}$C): -55 to +155</p>					Style	Critical R (K Ω)	Rated Dissipation	Limited Element Voltage (V)	Type Variant	0603	25	0.100	50	01, 06, 11, 16	0805	50	0.200	100	02, 07, 12, 17	1206	160	0.250	200	03, 08, 13, 18	2010	180	0.500	300	04, 09, 14, 19	2512	112.5	0.800	300	05, 10, 15, 20	Style	Range(Ω)	Tol. ($\pm\%$)	TC(\pm ppm/ $^{\circ}$ C)	0603;0805;1206;2010;2512	From 1 to < 10	2; 5	200	0603;0805;1206;2010;2512	From 10 to < 1M	1; 2; 5	100; 200	0603;0805;1206;2010;2512	From 1M to \leq 10M	2; 5	200
Style	Critical R (K Ω)	Rated Dissipation	Limited Element Voltage (V)	Type Variant																																														
0603	25	0.100	50	01, 06, 11, 16																																														
0805	50	0.200	100	02, 07, 12, 17																																														
1206	160	0.250	200	03, 08, 13, 18																																														
2010	180	0.500	300	04, 09, 14, 19																																														
2512	112.5	0.800	300	05, 10, 15, 20																																														
Style	Range(Ω)	Tol. ($\pm\%$)	TC(\pm ppm/ $^{\circ}$ C)																																															
0603;0805;1206;2010;2512	From 1 to < 10	2; 5	200																																															
0603;0805;1206;2010;2512	From 10 to < 1M	1; 2; 5	100; 200																																															
0603;0805;1206;2010;2512	From 1M to \leq 10M	2; 5	200																																															

6.10.4 Flexible, Foil, Heaters

RESISTORS, HEATERS, FLEXIBLE SINGLE AND DOUBLE LAYER				184M												
Procurement Specifications	Manufacturer	Nature of Approval	Supervising Authority	Initial Qualification Date												
Generic ESCC 4009	IRCA RICA Division Vitorio Veneto Italy	Qualification	ESA	Apr 1992												
Detail ESCC 4009/002		Remarks														
<p>Qualified range:</p> <p>Variants 01 through 48 are qualified</p> <p>Single, double layer and magnetically compensated heaters</p> <table border="1"> <tr> <td>Maximum Ohmic density</td> <td>200 Ω/cm²</td> </tr> <tr> <td>Tolerances</td> <td>±2, 3, 5, 10 %</td> </tr> <tr> <td>Resistance</td> <td>1 to 5000 Ω</td> </tr> <tr> <td>Heating Area</td> <td>1.6 to 1300 cm²</td> </tr> <tr> <td>Terminal Lead</td> <td>20, 22, 24, 26, 28, 30 AWG</td> </tr> <tr> <td>Temperature coefficient</td> <td>(10⁶/°C): 175</td> </tr> </table> <p>Operating Temperature Range (°C): -65 to +200</p>					Maximum Ohmic density	200 Ω/cm ²	Tolerances	±2, 3, 5, 10 %	Resistance	1 to 5000 Ω	Heating Area	1.6 to 1300 cm ²	Terminal Lead	20, 22, 24, 26, 28, 30 AWG	Temperature coefficient	(10 ⁶ /°C): 175
Maximum Ohmic density	200 Ω/cm ²															
Tolerances	±2, 3, 5, 10 %															
Resistance	1 to 5000 Ω															
Heating Area	1.6 to 1300 cm ²															
Terminal Lead	20, 22, 24, 26, 28, 30 AWG															
Temperature coefficient	(10 ⁶ /°C): 175															

RESISTORS, HEATERS, FLEXIBLE SINGLE AND DOUBLE LAYER				325B												
Procurement Specifications	Manufacturer	Nature of Approval	Supervising Authority	Initial Qualification Date												
Generic ESCC 4009	Minco SAS Aston France	Qualification	CNES	Mar 2013												
Detail ESCC 4009/003		Remarks														
<p>Qualified range:</p> <p>Variants 01, 02 and 03 are qualified</p> <p>Single, double layer heaters</p> <p>Special characteristics:</p> <table border="1"> <tr> <td>Maximum Ohmic density</td> <td>70 Ω/cm²</td> </tr> <tr> <td>Rated Power density</td> <td>0.38 (variants 01, 03), 0.54 (variant 02) W/cm²</td> </tr> <tr> <td>Resistance</td> <td>1 to 5000 Ω</td> </tr> <tr> <td>Heating Area</td> <td>0.26 to 1000 cm²</td> </tr> <tr> <td>Terminal Lead</td> <td>20 to 30 AWG</td> </tr> <tr> <td>Resistance Tolerance</td> <td>(%): ±1 to ±10</td> </tr> </table> <p>Operating Temperature Range (°C):</p> <p>-65 to +150 for variants 01 and 03;</p> <p>-65 to +200 for variant 02</p>					Maximum Ohmic density	70 Ω/cm ²	Rated Power density	0.38 (variants 01, 03), 0.54 (variant 02) W/cm ²	Resistance	1 to 5000 Ω	Heating Area	0.26 to 1000 cm ²	Terminal Lead	20 to 30 AWG	Resistance Tolerance	(%): ±1 to ±10
Maximum Ohmic density	70 Ω/cm ²															
Rated Power density	0.38 (variants 01, 03), 0.54 (variant 02) W/cm ²															
Resistance	1 to 5000 Ω															
Heating Area	0.26 to 1000 cm ²															
Terminal Lead	20 to 30 AWG															
Resistance Tolerance	(%): ±1 to ±10															

RESISTORS, HEATERS, FLEXIBLE SINGLE AND DOUBLE LAYER				330A												
Procurement Specifications	Manufacturer	Nature of Approval	Supervising Authority	Initial Qualification Date												
Generic ESCC 4009	IRCA RICA Division Vitorio Veneto Italy	Qualification	ESA	Jan 2015												
Detail ESCC 4009/004		Remarks														
<p>Qualified range:</p> <p>All variants are qualified</p> <p>Single, double layer heaters</p> <p>Special characteristics:</p> <table border="1"> <tr> <td>Maximum Ohmic density</td> <td>330 Ω/cm²</td> </tr> <tr> <td>Rated power density</td> <td>0.38</td> </tr> <tr> <td>Resistance</td> <td>1 to 10000 Ω</td> </tr> <tr> <td>Heating Area</td> <td>1.66 to 1300 cm²</td> </tr> <tr> <td>Terminal Lead</td> <td>20 to 30 AWG</td> </tr> <tr> <td>Resistance Tolerance</td> <td>(%): ±2 to ±10</td> </tr> </table> <p>Operating Temperature Range (°C): -65 to +150</p>					Maximum Ohmic density	330 Ω/cm ²	Rated power density	0.38	Resistance	1 to 10000 Ω	Heating Area	1.66 to 1300 cm ²	Terminal Lead	20 to 30 AWG	Resistance Tolerance	(%): ±2 to ±10
Maximum Ohmic density	330 Ω/cm ²															
Rated power density	0.38															
Resistance	1 to 10000 Ω															
Heating Area	1.66 to 1300 cm ²															
Terminal Lead	20 to 30 AWG															
Resistance Tolerance	(%): ±2 to ±10															

6.11 THERMISTORS (11)

6.11.1 NTC

THERMISTORS, (THERMALLY SENSITIVE RESISTORS), NTC, BASED ON TYPES G15K4D489 AND *K3A35*				266H
Procurement Specifications	Manufacturer	Nature of Approval	Supervising Authority	Initial Qualification Date
Generic ESCC 4006	TE Connectivity MEAS (Betatherm) Galway Ireland	Qualification	ESA	Jul 2001
Detail ESCC 4006/013 4006/014		Remarks Refer to variants table 1(a) in the Detail Specifications for resistance to temperature characteristics.		
<p>Qualified range:</p> <p>4006/013: Variants 01 to 05 and 06 to 07 are qualified.</p> <p>4006/014: Variants 08, 09 and 13 are qualified.</p> <p>Operating Temperature Range (°C):</p> <p>4006/013 : -55 to +115 4006/014 : -60 to +160</p>				

6.12 TRANSISTORS (12)

6.12.1 Low Power, NPN

TRANSISTORS, LOW AND HIGH POWER, NPN				233L						
Procurement Specifications	Manufacturer	Nature of Approval	Supervising Authority	Initial Qualification Date						
Generic ESCC 5000 Detail ESCC	STMicroelectronics Rennes France	Qualification	CNES	Sep 1996						
		Remarks								
5201/001, 5201/002, 5201/003, 5201/004, 5201/011, 5201/019, 5203/010, 5203/016, 5207/002										
Qualified range:										
ESCC Specification No.	Component Type	Package	Qualified Variants							
5201/001	2N 2484	TO-18, LCCC3, LCCC3 +1	01, 02, 04, 05, 06, 07							
5201/002	2N 2222A	TO-18, LCCC3, LCCC3 +1	01, 02, 04, 05, 11, 12							
5201/019	2N 5551	TO-18, LCCC3, LCCC3 +1	01, 02, 04, 05, 08, 09							
5201/004	2N 3700	TO-18, LCCC3, LCCC3 +1	01, 02, 04, 05, 06, 07							
5203/010	2N 5154	TO-257, SMD.5, TO-39	01, 02, 04, 05, 06, 07							
5203/016	BUX 77ESY	TO-257	06, 07							
5207/002	2N 2920A	TO-77, LCCC6, FP-8	03, 06, 12, 15, 16, 17							
5201/003	2N 2219	TO-39	01, 02							
5201/011	2N 3019	TO-39	03, 04							
Maximum ratings:										
	2N2219	2N222 A	2N2484	2N3019		2N5551	2N3700	2N5154	BUX 77	2N292A
V _{CBO} (V):	75	75	60	140	BV _{CBO} (V)	180	140	100	100	60
V _{CEO} (V):	40	50	60	80	BV _{CEO} (V)	160	80	80	80	60
Operating Temperature Range (°C): -65 to +200										

6.12.2 Low Power, PNP

TRANSISTORS, LOW AND HIGH POWER, PNP				234L		
Procurement Specifications	Manufacturer	Nature of Approval	Supervising Authority	Initial Qualification Date		
Generic ESCC 5000 Detail ESCC	STMicroelectronics Rennes France	Qualification	CNES	Sep 1996		
Remarks						
5202/001, 5202/002, 5202/014, 5204/002, 5204/006, 5207/005						
Qualified range:						
ESCC Specification No.	Component Type	Package	Qualified Variants			
5202/002	2N 2905A	TO-39	01, 02			
5202/001	2N 2907A	TO-18, LCCC3, LCCC3 +1	01, 02, 04, 05,06, 07			
5202/014	2N 5401	TO-18, LCCC3, LCCC3 +1	01, 02, 04, 05, 06, 07			
5204/002	2N 5153	TO-39, TO-257, SMD.5	01, 02, 04, 05, 06, 07			
5204/006	BUX 78ESY	TO-257	06, 07			
5207/005	2N 3810	TO-78, LCCC6, FP	01, 02, 07, 09, 10, 11			
Maximum Rating						
	2N 2905A	2N2907A	2N3810	2N5153	BUX 78	2N5401
BV _{CBO} (V)	60	60	60	100	100	160
BV _{CEO} (V)	60	60	60	80	80	150
Operating Temperature Range (°C): -65 to +200						

6.12.3 MOSFET, Power, N-Channel

TRANSISTORS, MOSFET, N-CHANNEL, POWER, BASED ON TYPES STRH100N10, STRH40N6, STRH100N6 AND STRH8N10				303C												
Procurement Specifications	Manufacturer	Nature of Approval	Supervising Authority	Initial Qualification Date												
Generic ESCC 5000 Detail ESCC	STMicroelectronics Rennes France	Qualification	CNES	Oct 2010												
Remarks																
5205/021 , 5205/022 , 5205/023 , 5205/024																
<p>Qualified range:</p> <p>5205/021 & 5205/022: Variants 01 and 02 are qualified 5205/023 & 5205/024: Variant 01 is qualified</p> <p>Package Types: TO-254AA, SMD.5 for STRH40N6 and STRH8N10</p> <p>Maximum Ratings for 5205/021:</p> <table border="1" style="margin-left: auto; margin-right: auto;"> <tr> <td>$V_{GS(th)}$</td> <td>2 –4.5 min/max, $I_D=1$ mA</td> </tr> <tr> <td>$r_{DS(on)}$ (m Ω):</td> <td>35, $V_{GS}=12V$, $I_D=24A$</td> </tr> <tr> <td>I_{DS} (A)</td> <td>48, T_{case} ($^{\circ}C$)= +25</td> </tr> <tr> <td>V_{DS} (Vdc):</td> <td>100 over Top , $V_{GS}= 0$ V</td> </tr> <tr> <td>V_{GS} (Vdc):</td> <td>± 20</td> </tr> <tr> <td>P_{TOT}:</td> <td>170 W at $T_{case} \leq +25$ C</td> </tr> </table> <p>Operating Temperature Range ($^{\circ}C$): -55 to +150</p>					$V_{GS(th)}$	2 –4.5 min/max, $I_D=1$ mA	$r_{DS(on)}$ (m Ω):	35, $V_{GS}=12V$, $I_D=24A$	I_{DS} (A)	48, T_{case} ($^{\circ}C$)= +25	V_{DS} (Vdc):	100 over Top , $V_{GS}= 0$ V	V_{GS} (Vdc):	± 20	P_{TOT} :	170 W at $T_{case} \leq +25$ C
$V_{GS(th)}$	2 –4.5 min/max, $I_D=1$ mA															
$r_{DS(on)}$ (m Ω):	35, $V_{GS}=12V$, $I_D=24A$															
I_{DS} (A)	48, T_{case} ($^{\circ}C$)= +25															
V_{DS} (Vdc):	100 over Top , $V_{GS}= 0$ V															
V_{GS} (Vdc):	± 20															
P_{TOT} :	170 W at $T_{case} \leq +25$ C															

TRANSISTORS, POWER, MOSFET, N-CHANNEL, BASED ON TYPE BUY **CS**				319B
Procurement Specifications	Manufacturer	Nature of Approval	Supervising Authority	Initial Qualification Date
Generic ESCC 5000 Detail ESCC	Infineon Technologies AG Neubiberg Germany	Qualification	DLR	Aug 2012
		Remarks These devices have a TID tested capability of 100 kRad (Si) SEE tested : LET (MeV-cm ² /mg) 56 @ V _{GS} = -10V, V _{DS} = 250V SOA and SE SOA derating graphs are incorporated in the Detail Specifications.		
5205/026 , 5205/027 , 5205/028 , 5205/030				
Qualified range: 5205/026 — variant 01R 5205/027 — variant 01R 5205/028 — variant 01R 5205/030 — variants 01R, 02R, 03R				

TRANSISTORS, POWER, MOSFET, N-CHANNEL, RADHARD BASED ON TYPE BUY 15CS				339												
Procurement Specifications	Manufacturer	Nature of Approval	Supervising Authority	Initial Qualification Date												
Generic ESCC 5000 Detail ESCC 5205/031	Infineon Technologies AG Neubiberg Germany	Qualification	DLR	May 2016												
<p>Remarks These devices have a TID tested capability of 100 kRad (Si) SEE tested : LET (MeV-cm²/mg) 56 @ V_{GS} = -10V, V_{DS} = 250V SOA and SE SOA derating graphs are incorporated in the Detail Specifications.</p>																
<p>Qualified range:</p> <p>All Variants are qualified.</p> <p>Package:SMD0.5, SMD2, TO-254AA, TO-257AA</p> <p>Maximum ratings:</p> <table border="1"> <tbody> <tr> <td>r_{DS(ON)} (mΩ) @ 25 °C</td> <td>150</td> </tr> <tr> <td>I_{DS} (A)</td> <td>23</td> </tr> <tr> <td>V_{DS} (V) max.</td> <td>150</td> </tr> <tr> <td>V_{GS} (V) max.</td> <td>±20</td> </tr> <tr> <td>P_{tot} (W)</td> <td>75</td> </tr> <tr> <td>R_{th(j-c)} (°C/W)</td> <td>1.66</td> </tr> </tbody> </table> <p>Operating Temperature Range (°C): Top = - 55 to +150</p>					r _{DS(ON)} (mΩ) @ 25 °C	150	I _{DS} (A)	23	V _{DS} (V) max.	150	V _{GS} (V) max.	±20	P _{tot} (W)	75	R _{th(j-c)} (°C/W)	1.66
r _{DS(ON)} (mΩ) @ 25 °C	150															
I _{DS} (A)	23															
V _{DS} (V) max.	150															
V _{GS} (V) max.	±20															
P _{tot} (W)	75															
R _{th(j-c)} (°C/W)	1.66															

6.12.4 MOSFET, Power, P-Channel

TRANSISTORS, MOSFET, P-CHANNEL, POWER, TYPE STRH40P10 and STRH12P10				326B
Procurement Specifications	Manufacturer	Nature of Approval	Supervising Authority	Initial Qualification Date
Generic ESCC 5000	ST Microelectronics Rennes France	Qualification	DLR	Mar 2013
Detail ESCC 5205/025 5205/029		Remarks These devices have a TID tested capability of 100kRAD(Si).		
<p>Qualified range:</p> <p>Variants 01 and 02 in 5205/025 are qualified. Variants 01 and 02 in 5205/029 are qualified.</p>				

6.12.5 RF/Microwave, NPN, Low Power, Low Noise

TRANSISTORS, MICROWAVE, SMALL SIGNAL, BIPOLAR, BASED ON TYPE BFY 193				230G
Procurement Specifications	Manufacturer	Nature of Approval	Supervising Authority	Initial Qualification Date
Generic ESCC 5000 Detail ESCC 5611/006	Infineon Technologies AG Neubiberg Germany	Qualification	DLR	Jun 1996
Remarks				
Qualified range:				
Variants 01 to 08				
Characteristics for BFY 193:				
V _{CEO} (V) max.			12	
V _{CBO} (V)max.			20	
h _{FE} min/max.			50/175	@ VCE = 8.0 V, IC = 30mA
NF (dB) max.	@ 2 GHz		2.9	@ VCE = 5.0 V, IC = 15mA
MAG/MSG (dB) min.	@ 2 GHz		12.5	@ VCE = 5.0 V, IC = 40mA
f _T (GHz) min.	@ 500 MHz		6.5	@ VCE = 5.0 V, IC = 40mA
Package: " Micro-X1"				
Total Power Dissipation (P _{tot}) = 580 mW				
Operating Temperature Range (°C): Top = - 65 to +200				

TRANSISTORS, MICROWAVE, SMALL SIGNAL, BIPOLAR, BASED ON TYPE BFY 450				245G																								
Procurement Specifications	Manufacturer	Nature of Approval	Supervising Authority	Initial Qualification Date																								
Generic ESCC 5000 Detail ESCC 5611/008	Infineon Technologies AG Neubiberg Germany	Qualification	DLR	Jun 1997																								
Remarks																												
<p>Qualified range:</p> <p>Variants 01, 02 and 03 are qualified.</p> <p>Characteristics for BFY 450:</p> <table border="1"> <thead> <tr> <th>Parameter</th> <th>Value</th> <th>Conditions</th> </tr> </thead> <tbody> <tr> <td>V_{CE0} (V) max.</td> <td>4.5</td> <td></td> </tr> <tr> <td>V_{CBO} (V) max.</td> <td>15</td> <td></td> </tr> <tr> <td>I_C (mA) max.</td> <td>100</td> <td></td> </tr> <tr> <td>I_B (mA) max.</td> <td>10</td> <td></td> </tr> <tr> <td>h_{FE} min/max.</td> <td>50/150</td> <td>@ $V_{CE} = 1.0$ V, $I_C = 20$ mA</td> </tr> <tr> <td>NF (dB) max.</td> <td>2.0</td> <td>@ $V_{CE} = 2.0$ V, $I_C = 10$ mA</td> </tr> <tr> <td>f_T (GHz) min.</td> <td>18</td> <td>@ $V_{CE} = 3.0$ V, $I_C = 90$ mA</td> </tr> </tbody> </table> <p>Package: " Micro-X1"</p> <p>Total Power Dissipation (Ptot) = 450 mW</p> <p>Operating Temperature Range (°C): Top = - 65 to +175</p>					Parameter	Value	Conditions	V_{CE0} (V) max.	4.5		V_{CBO} (V) max.	15		I_C (mA) max.	100		I_B (mA) max.	10		h_{FE} min/max.	50/150	@ $V_{CE} = 1.0$ V, $I_C = 20$ mA	NF (dB) max.	2.0	@ $V_{CE} = 2.0$ V, $I_C = 10$ mA	f_T (GHz) min.	18	@ $V_{CE} = 3.0$ V, $I_C = 90$ mA
Parameter	Value	Conditions																										
V_{CE0} (V) max.	4.5																											
V_{CBO} (V) max.	15																											
I_C (mA) max.	100																											
I_B (mA) max.	10																											
h_{FE} min/max.	50/150	@ $V_{CE} = 1.0$ V, $I_C = 20$ mA																										
NF (dB) max.	2.0	@ $V_{CE} = 2.0$ V, $I_C = 10$ mA																										
f_T (GHz) min.	18	@ $V_{CE} = 3.0$ V, $I_C = 90$ mA																										

TRANSISTORS, MICROWAVE, SMALL SIGNAL, BIPOLAR, BASED ON TYPES BFY 640, 640B, 650B and 740B				322B
Procurement Specifications	Manufacturer	Nature of Approval	Supervising Authority	Initial Qualification Date
Generic ESCC 5010 Detail ESCC	Infineon Technologies AG Neubiberg Germany	Qualification	DLR	Jun 1997
		Remarks This certificate, from its issue B, release in May 2016, includes in its scope of qualification some devices previously listed in the QPL under certificates No. 320 and 321, which are no longer maintained.		
5611/009 , 5611/010 , 5611/011				
Qualified range: 5611/009: variants 01, 02, 03 5611/010: variants 01, 02, 03, 04 5611/011: variant 01				

6.12.6 Microwave, Gallium Arsenide

TRANSISTORS, HIGH ELECTRON MOBILITY, GALLIUM ARSENIDE, MICROWAVE, LOW NOISE, SMALL SIGNAL, BASED ON TYPE CFY 67				213G												
Procurement Specifications	Manufacturer	Nature of Approval	Supervising Authority	Initial Qualification Date												
Generic ESCC 5010 Detail ESCC 5613/004	Infineon Technologies AG Neubiberg Germany	Qualification	DLR	Apr 1994												
Remarks																
<p>Qualified range:</p> <p>All variants are qualified</p> <p>Characteristics (@ 12 GHz):</p> <table border="1" style="width: 100%; border-collapse: collapse;"> <thead> <tr> <th style="width: 30%;"></th> <th style="width: 30%;"></th> <th style="width: 20%;">NFmin. (dB)</th> <th style="width: 20%;">Ga (dB)</th> </tr> </thead> <tbody> <tr> <td style="text-align: center;">5613/004</td> <td style="text-align: center;">variants 1 & 3</td> <td style="text-align: center;">0.8</td> <td style="text-align: center;">11</td> </tr> <tr> <td></td> <td style="text-align: center;">Variants 2 & 4</td> <td style="text-align: center;">1.0</td> <td style="text-align: center;">10.5</td> </tr> </tbody> </table> <p>Package: Micro-X</p> <p>Total Power Dissipation (P_{tot}) = 200 mW derated from +31 °C T_{amb}</p> <p>Operating Temperature Range (°C): T_{stg} = - 65 to +150</p>							NFmin. (dB)	Ga (dB)	5613/004	variants 1 & 3	0.8	11		Variants 2 & 4	1.0	10.5
		NFmin. (dB)	Ga (dB)													
5613/004	variants 1 & 3	0.8	11													
	Variants 2 & 4	1.0	10.5													

6.13 WIRES AND CABLES (13)

6.13.1 Low Frequency

WIRES AND CABLES, LOW FREQUENCY, POLYIMIDE INSULATION BASED ON TYPES FA 3901-1, FA 3901-2				07R
Procurement Specifications	Manufacturer	Nature of Approval	Supervising Authority	Initial Qualification Date
Generic ESCC 3901	Draka Fileca Ste-Genevieve France	Qualification	CNES	Jan 1979
Detail ESCC 3901/001 3901/002		Remarks		
<p>Qualified range:</p> <p>FA 3901-1 All Variants defined in the Detail Specification 3901/001 are qualified except those based on AWG 12-14 FA</p> <p>FA 3901-2 Variants 31 to 73 and 74 to 91 as defined in the Detail Specification 3901/002 are qualified</p> <p>Voltage Rating, maximum (Vrms): 600</p> <p>Temperature Range (°C): -100 to +200</p>				

WIRES AND CABLES, LOW FREQUENCY, POLYIMIDE INSULATION BASED ON TYPES 1871-1872				09Q
Procurement Specifications	Manufacturer	Nature of Approval	Supervising Authority	Initial Qualification Date
Generic ESCC 3901	Nexans Draveil France	Qualification	CNES	Jan 1979
Detail ESCC 3901/001 3901/002		Remarks		
<p>Qualified range:</p> <p>Medium weight 1871 - n/1871 - 871 (3901/001): Variants 24 to 47 are qualified Light weight 1872 - n/1872 - 872 (3901/002): Variants 31 to 73 are qualified</p> <p>Voltage Rating, maximum (Vrms):600</p> <p>Temperature Range (°C): -100 to +200</p>				

WIRES AND CABLES, LOW FREQUENCY, POLYIMIDE INSULATION BASED ON TYPES 3901001**B and 3901002**B				132P
Procurement Specifications	Manufacturer	Nature of Approval	Supervising Authority	Initial Qualification Date
Generic ESCC 3901	AXON' CABLE Montmirail France	Qualification	CNES	Jan 1979
Detail ESCC 3901/001 3901/002		Remarks		
<p>Qualified range:</p> <p>3901/001: variants 24 to 47 3901/002: variants 31 to 73</p> <p>Voltage Rating, maximum (Vrms): 600</p> <p>Temperature Range (°C): -100 to +200</p>				

WIRES AND CABLES, LOW FREQUENCY, PTFE/POLYIMIDE INSULATION, BASED ON TYPES MTV-BTV				08R
Procurement Specifications	Manufacturer	Nature of Approval	Supervising Authority	Initial Qualification Date
Generic ESCC 3901 Detail ESCC 3901/013	Nexans Draveil France	Qualification	CNES	Jan 1979
Remarks				
<p>Qualified range:</p> <p>Variants 01 to 77 are qualified</p> <p>Voltage Rating, maximum (Vrms):600</p> <p>Temperature Range (°C): -100 to +200</p>				

WIRES AND CABLES, LOW FREQUENCY, PTFE/POLYIMIDE INSULATION, BASED ON TYPES 3901013**B				292D
Procurement Specifications	Manufacturer	Nature of Approval	Supervising Authority	Initial Qualification Date
Generic ESCC 3901 Detail ESCC 3901/013	AXON' CABLE Montmirail France	Qualification	CNES	Jun 2009
Remarks				
<p>Qualified range:</p> <p>All variants are qualified</p> <p>Voltage Rating, maximum (Vrms):600</p> <p>Temperature Range (°C): -100 to +200</p>				

WIRES AND CABLES, LOW FREQUENCY, PTFE/POLYIMIDE INSULATION, BASED ON TYPES SPC 2110				138M
Procurement Specifications	Manufacturer	Nature of Approval	Supervising Authority	Initial Qualification Date
Generic ESCC 3901 Detail ESCC 3901/009	W.L. Gore & Co Pleinfeld Germany	Qualification	DLR	Aug 1986
Remarks Qualified range: Variants 01 to 66 are qualified Voltage Rating, maximum (Vrms):600 Temperature Range (°C): -200 to +200				

WIRES AND CABLES, LOW FREQUENCY, PTFE/POLYIMIDE INSULATION, BASED ON TYPES SPL				219L
Procurement Specifications	Manufacturer	Nature of Approval	Supervising Authority	Initial Qualification Date
Generic ESCC 3901 Detail ESCC 3901/019	W.L. Gore & Co Pleinfeld Germany	Qualification	DLR	Nov 1994
Remarks				
<p>Qualified range:</p> <p>Variants 01 to 94 are qualified</p> <p>Voltage Rating, maximum (Vrms):600</p> <p>Temperature Range (°C): -200 to +200</p>				

WIRES AND CABLES, LOW FREQUENCY, PTFE/POLYIMIDE INSULATION, BASED ON TYPES 3901019**B				268G
Procurement Specifications	Manufacturer	Nature of Approval	Supervising Authority	Initial Qualification Date
Generic ESCC 3901	AXON' CABLE Montmirail France	Qualification	CNES	Jun 2002
Detail ESCC 3901/019		Remarks		
<p>Qualified range:</p> <p>All variants are qualified</p> <p>Voltage Rating, maximum (Vrms):600</p> <p>Temperature Range (°C): -200 to +200</p>				

WIRES AND CABLES, LOW FREQUENCY, PTFE/POLYIMIDE INSULATION, BASED ON TYPES 3901019				295C
Procurement Specifications	Manufacturer	Nature of Approval	Supervising Authority	Initial Qualification Date
Generic ESCC 3901	LEONI Special Cables GmbH Friesoythe Germany	Qualification	DLR	Oct 2009
Detail ESCC 3901/019		Remarks		
<p>Qualified range:</p> <p>All variants are qualified with the exception of variants 01, 09, 17, 24, 25, 32, 48, 56, 64, 72, and 79</p> <p>AWG 12 to 28 inclusive are qualified</p> <p>Conductor according to ISO 2635 (except AWG 28)</p> <p>For silver coated strands the silver thickness shall be 2.0µm minimum</p> <p>Voltage Rating, maximum (Vrms):600</p> <p>Temperature Range (°C): -200 to +200</p>				

WIRES AND CABLES, LOW FREQUENCY, 600V, SILVER-PLATED COPPER, EXTRUDED CROSSLINKED FLUOROPOLYMER INSULATION, BASED ON TYPE 55/995X				159N
Procurement Specifications	Manufacturer	Nature of Approval	Supervising Authority	Initial Qualification Date
Generic ESCC 3901 Detail ESCC 3901/012	Tyco Electronics Dorcan, Swindon England	Qualification	UK Space Agency	Feb 1989
Remarks This product is not intended for human space flight applications.				
<p>Qualified range:</p> <p>Variants 01 to 80 are qualified</p> <p>Voltage Rating, maximum (Vrms): 600</p> <p>Temperature Range (°C): -100 to +200</p>				

WIRES AND CABLES, LOW FREQUENCY, 600V, SILVER-PLATED COPPER, EXTRUDED CROSSLINKED FLUOROPOLYMER INSULATION, BASED ON TYPE 3901012**B				267H
Procurement Specifications	Manufacturer	Nature of Approval	Supervising Authority	Initial Qualification Date
Generic ESCC 3901 Detail ESCC 3901/012	AXON' CABLE Montmirail France	Qualification	CNES	Mar 2002
		Remarks This product is not intended for human space flight applications.		
<p>Qualified range:</p> <p>All variants are qualified</p> <p>Wire code ISO 2635</p> <p>Voltage Rating, maximum (Vrms):600</p> <p>Temperature Range (°C): -100 to +200</p>				

POWER WIRES FOR CRIMPING, LOW FREQUENCY, BASED ON TYPE SPP				215L
Procurement Specifications	Manufacturer	Nature of Approval	Supervising Authority	Initial Qualification Date
Generic ESCC 3901 Detail ESCC 3901/017	W.L. Gore & Co. Pleinfeld Germany	Qualification	DLR	Jul 1994
Remarks				
<p>Qualified range:</p> <p>All variants are qualified</p> <p>Voltage Rating, maximum (Vrms):600</p> <p>I_{max} (A): 45, 81 and 133 for AWG: 0, 4 and 8, respectively</p> <p>Temperature Range (°C): -200 to +200</p>				

WIRES AND CABLES, LOW FREQUENCY, INSULATED, POLYIMIDE/FLUOROTHERMOPLAST, BASED ON TYPE SPM				216K
Procurement Specifications	Manufacturer	Nature of Approval	Supervising Authority	Initial Qualification Date
Generic ESCC 3901	W.L. Gore & Co. Pleinfeld Germany	Qualification	DLR	Jul 1994
Detail ESCC 3901/018		Remarks		
<p>Qualified range:</p> <p>Variants 01 to 88 are qualified.</p> <p>Expanded PTFE, extruded polyimide/ FEP, sintered PTFE insulated wires. Expanded PTFE, extruded polyimide/fluorothermoplast insulated cables, shielded and jacketed.</p> <p>Voltage Rating, maximum (V_{rms}):600</p> <p>Temperature Range (°C): -200 to +200</p>				

WIRES AND CABLES, LOW FREQUENCY, INSULATED, POLYIMIDE/FLUOROTHERMOPLAST, BASED ON TYPE 3901018				294C
Procurement Specifications	Manufacturer	Nature of Approval	Supervising Authority	Initial Qualification Date
Generic ESCC 3901	LEONI Special Cables GmbH Friesoythe Germany	Qualification	DLR	Oct 2009
Detail ESCC 3901/018		Remarks		
<p>Qualified range:</p> <p>Variants 01 to 88 are qualified.</p> <p>Expanded PTFE, extruded polyimide/ FEP, sintered PTFE insulated wires. Expanded PTFE, extruded polyimide/fluorothermoplast insulated cables, shielded and jacketed.</p> <p>Conductor silver thickness shall be 2.0µm minimum</p> <p>Voltage Rating, maximum (Vrms):600</p> <p>Temperature Range (°C): -200 to +200</p>				

WIRES AND CABLES, LOW FREQUENCY, INSULATED, POLYIMIDE/FLUOROTHERMOPLAST, BASED ON TYPE SPM				300D
Procurement Specifications	Manufacturer	Nature of Approval	Supervising Authority	Initial Qualification Date
Generic ESCC 3901	AXON' CABLE Montmirail France	Qualification	CNES	Dec 2009
Detail ESCC 3901/018		Remarks		
<p>Qualified range:</p> <p>Variants 01 to 88 are qualified AWG 30 and 32 variants are qualified.</p> <p>Expanded PTFE, extruded polyimide/ FEP, sintered PTFE insulated wires.</p> <p>Voltage Rating, maximum (Vrms) : 600</p> <p>Temperature Range (°C): -200 to +200</p>				

POLYIMIDE INSULATED SHIELDED CABLES WITH DRAIN WIRE, LOW FREQUENCY, BASED ON TYPE SPLD				229K
Procurement Specifications	Manufacturer	Nature of Approval	Supervising Authority	Initial Qualification Date
Generic ESCC 3901 Detail ESCC 3901/021	W.L. Gore & Co. Pleinfeld Germany	Qualification	DLR	Feb 1996
Remarks				
<p>Qualified range:</p> <p>All variants (01 to 41) are qualified</p> <p>Voltage Rating, maximum (Vrms):600</p> <p>Temperature Range (°C): -200 to +200</p>				

POLYIMIDE INSULATED SHIELDED CABLES WITH DRAIN WIRE, LOW FREQUENCY, BASED ON TYPES 3901021**B				293D
Procurement Specifications	Manufacturer	Nature of Approval	Supervising Authority	Initial Qualification Date
Generic ESCC 3901 Detail ESCC 3901/021	AXON' CABLE Montmirail France	Qualification	CNES	Jun 2009
Remarks				
Qualified range: All variants are qualified Voltage Rating, maximum (Vrms):600 Temperature Range (°C): -200 to +200				

POLYIMIDE INSULATED SHIELDED CABLES WITH DRAIN WIRE, LOW FREQUENCY, BASED ON TYPES 3901021				296C
Procurement Specifications	Manufacturer	Nature of Approval	Supervising Authority	Initial Qualification Date
Generic ESCC 3901 Detail ESCC 3901/021	LEONI Special Cables GmbH Friesoythe Germany	Qualification	DLR	Oct 2009
Remarks Qualified range: All variants 01 to 41 are qualified Voltage Rating, maximum (Vrms):600 Temperature Range (°C): -200 to +200				

WIRES AND CABLES, LOW FREQUENCY, 600V, SILVER-PLATED COPPER, EXTRUDED CROSSLINKED MODIFIED ETFE, LIGHTWEIGHT				257H
Procurement Specifications	Manufacturer	Nature of Approval	Supervising Authority	Initial Qualification Date
Generic ESCC 3901 Detail ESCC 3901/020 3901/022	Tyco Electronics Dorcan, Swindon England	Qualification	UK Space Agency	Oct 1999
Remarks				
<p>Qualified range:</p> <p>3901/020: All variants (01 to 80) are qualified 3901/022: All variants (01 to 72) are qualified.</p> <p>Wires and Cables variants consist of 1, 2, 3 and 4 cores with and without jackets and shields</p> <p>ESCC Detail Specification No. 3901/020 cables are silver-plated copper braided, and ESCC Detail Specification No. 3901/022 cables are silver-plated copper spiral shielded,</p> <p>Wire sizes are in accordance with ISO 2635.</p> <p>Voltage Rating, maximum (V_{rms}):600</p> <p>Temperature Range (°C): -100 to +200</p>				

WIRES AND CABLES, LOW FREQUENCY, FLUROPOLYMER INSULATION, 600V, BASED ON TYPE CSWL				299C
Procurement Specifications	Manufacturer	Nature of Approval	Supervising Authority	Initial Qualification Date
Generic ESCC 3901 Detail ESCC 3901/024	AXON' CABLE Montmirail France	Qualification	CNES	Dec 2009
Remarks				
<p>Qualified range:</p> <p>Variants 01 to 64 are qualified (AWG 30 variants is qualified)</p> <p>Wires and Cables variants consist of 1, 2, 3 and 4 cores with and without jackets and shields</p> <p>NOTE: The high strength toughened fluoropolymer PTFE tape (HST-F) use for the manufacturing of the primary insulation of the wire is named "ART tape".</p> <p>Voltage Rating, maximum (Vrms):600</p> <p>Temperature Range (°C): -200 to +200</p>				

WIRES AND CABLES, LOW FREQUENCY, FLUROPOLYMER INSULATION, 600V, BASED ON TYPE CSWL				305C
Procurement Specifications	Manufacturer	Nature of Approval	Supervising Authority	Initial Qualification Date
Generic ESCC 3901 Detail ESCC 3901/024	W.L. Gore Pleinfeld Germany	Qualification	DLR	Jan 2011
Remarks				
<p>Qualified range:</p> <p>Variants 01 to 64 inclusive are qualified</p> <p>The specification contains 64 variants with several wire sizes, single wires and cables with several cores, either shielded or unshielded.</p> <p>Cable construction: 1, 2, 3 and 4 twisted wires are in one core with or without shield</p> <p>Voltage Rating, maximum (Vrms):600</p>				

WIRES AND CABLES, LIGHTWEIGHT, EXTRA THIN, FLUORTHHERMOPLASTIC / POLYIMIDE INSULATED WIRES AND CABLES BASED ON TYPE CSC				328A
Procurement Specifications	Manufacturer	Nature of Approval	Supervising Authority	Initial Qualification Date
Generic ESCC 3901	W.L. Gore Pleinfeld Germany	Qualification	DLR	Jun 2014
Detail ESCC 3901/025		Remarks		
<p>Qualified range:</p> <p>All variants 01 to 21 are qualified</p> <p>The specification contains 21 variants with several wire sizes, single wires and cables with several cores, either shielded or unshielded.</p> <p>Cable construction: 1, 2, 3 and 4 twisted wires are in one core with or without shield</p> <p>Maximum voltage: 600 Vrms</p> <p>Operating temperature range (°C): -200 to +200</p>				

6.13.2 Coaxial, RF, Flexible

WIRES AND CABLES, RF COAXIAL, PTFE/POLYIMIDE INSULATION, BASED ON TYPE 50 CIS				24S
Procurement Specifications	Manufacturer	Nature of Approval	Supervising Authority	Initial Qualification Date
Generic ESCC 3902	Nexans Draveil France	Qualification	CNES	Jul 1979
Detail ESCC 3902/001		Remarks		
<p>Qualified range:</p> <p>Variants 01, 02, and 03 are qualified</p> <p>Miniature flexible 50 ohm coaxial cable PTFE Dielectric Polyimide Jacketed, Double Shield and Shielded / Jacketed</p> <p>Maximum voltage: 900 Vrms</p> <p>Operating temperature range (°C): -80 to +200 (- 100 for variant 01)</p>				

<p style="text-align: center;">WIRES AND CABLES, RADIO FREQUENCY, FLEXIBLE, COAXIAL, TRIAXIAL AND SYMMETRIC, BASED ON TYPES GCX, GTX, GSC AND GBL</p>				255J
Procurement Specifications	Manufacturer	Nature of Approval	Supervising Authority	Initial Qualification Date
<p>Generic ESCC 3902 Detail ESCC 3902/002</p>	<p>W.L. Gore Pleinfeld Germany</p>	Qualification	DLR	Jan 1999
Remarks				
<p>Qualified range:</p> <p>Variants 03 to 06, 10 to 13 and 20 to 30 are qualified</p> <p>Variants encompass coaxial, triaxial, and balanced shielded line</p> <p>Operating Voltage (Continuous), maximum ratings, (Vrms): Variants 03: 180 Variants 04, 10, 21, 22, 23, 24: 200 Variants 06, 25: 250 All Other Variants: 300</p> <p>AWG Range: 20, 22, 24, 26, 28, 30 dependent on variant</p>				

WIRES AND CABLES, RADIO FREQUENCY, FLEXIBLE, COAXIAL, TRIAXIAL AND SYMMETRIC, BASED ON TYPE 3902/002				298D
Procurement Specifications	Manufacturer	Nature of Approval	Supervising Authority	Initial Qualification Date
Generic ESCC 3902 Detail ESCC 3902/002	AXON' CABLE Montmirail France	Qualification	CNES	Dec 2009
Remarks				
<p>Qualified range:</p> <p>Variants 03 to 06, 10 to 13 and 20 to 30 are qualified</p> <p>Variants encompass coaxial, triaxial, and balanced shielded line</p> <p>Temperature range (°C): -200 to +180</p>				

WIRES AND CABLES, SPACEWIRE, ROUND, QUAD SYMMETRIC, FLEXIBLE, BASED ON TYPE SPACEWIRE				291D												
Procurement Specifications	Manufacturer	Nature of Approval	Supervising Authority	Initial Qualification Date												
Generic ESCC 3902 Detail ESCC 3902/003	AXON' CABLE Montmirail France	Qualification	CNES	Dec 2009												
Remarks																
<p>Qualified range:</p> <p>Variant 01 AWG 28/07 (white) and variant 02 AWG 26/07 (blue) are qualified</p> <table border="1" style="margin-left: auto; margin-right: auto;"> <thead> <tr> <th>Variant</th> <th>Data Rate</th> <th>Operating Voltage (Continuous), (Vrms)</th> <th>Current (A)</th> </tr> </thead> <tbody> <tr> <td style="text-align: center;">01</td> <td style="text-align: center;">100Mb/s - 400MHz</td> <td style="text-align: center;">200</td> <td style="text-align: center;">1.5</td> </tr> <tr> <td style="text-align: center;">02</td> <td style="text-align: center;">200Mb/s - 400MHz</td> <td style="text-align: center;">200</td> <td style="text-align: center;">2.5</td> </tr> </tbody> </table> <p>Temperature range (°C): -200 to +180</p>					Variant	Data Rate	Operating Voltage (Continuous), (Vrms)	Current (A)	01	100Mb/s - 400MHz	200	1.5	02	200Mb/s - 400MHz	200	2.5
Variant	Data Rate	Operating Voltage (Continuous), (Vrms)	Current (A)													
01	100Mb/s - 400MHz	200	1.5													
02	200Mb/s - 400MHz	200	2.5													

WIRES AND CABLES, SPACEWIRE, ROUND, QUAD SYMMETRIC, FLEXIBLE, BASED ON TYPE SPACEWIRE				304C
Procurement Specifications	Manufacturer	Nature of Approval	Supervising Authority	Initial Qualification Date
Generic ESCC 3902 Detail ESCC 3902/003	W.L. Gore Pleinfeld Germany	Qualification	DLR	Jan 2011
Remarks				
<p>Qualified range:</p> <p>Variant 01 AWG 28/07 (white) and Variant 02 AWG 26/07 (blue) are qualified, 100 Ω</p>				
Variant	Data Rate	Operating Voltage (Continuous)		Current (A)
01	100 Mb/s	400 MHz 200 V		1.5
02	200 Mb/s	400 MHz 200 V		2.5
<p>Temperature range (°C): -200 to +180</p>				

WIRES AND CABLES, SPACEWIRE, ROUND, QUAD SYMMETRIC, FLEXIBLE, BASED ON TYPE SPACEWIRE				335A
Procurement Specifications	Manufacturer	Nature of Approval	Supervising Authority	Initial Qualification Date
Generic ESCC 3902	AXON' CABLE Montmirail France	Qualification	CNES	Oct 2015
Detail ESCC 3902/004		Remarks		
<p>Qualified range:</p> <p>Variant 01 is qualified.</p> <p>Temperature range (°C): -100 to +150</p>				

6.14 THERMOSTATS (20)

6.14.1 Switches

SWITCHES, THERMOSTATIC, BIMETALLIC, SPST, OPENING CONTACT, BASED ON TYPE TH 47				275F
Procurement Specifications	Manufacturer	Nature of Approval	Supervising Authority	Initial Qualification Date
Generic ESCC 3702	COMEPA BAGNOLET France	Qualification	CNES	Mar 2004
Detail ESCC 3702/001		Remarks		
<p>Qualified range:</p> <p>Variants 01 to 03 are qualified</p> <p>Range of Components: Grade 1 and Grade Y</p> <p>Maximum Ratings: Rated Current (I_R): 4 A (30 Vdc resistive)</p> <p>Operating Temperature Range (°C), -50 to +150</p>				

6.15 RF PASSIVE (30)

6.15.1 Circulator and Isolator

ISOLATORS AND CIRCULATORS, LOW POWER, KA-BAND (22GHz—32 GHz), WITH NON-INTEGRAL SMA 2.9 COAXIAL CONNECTORS, BASED ON TYPES BK1XXX and BK3XXX				340
Procurement Specifications	Manufacturer	Nature of Approval	Supervising Authority	Initial Qualification Date
Generic ESCC 3202 Detail ESCC 3202/026	Cobham Microwave Villebon-sur Yvette France	Qualification	CNES	Jun 2016
Remarks				
<p>Qualified range:</p> <p>Variants 01 and 02 are qualified</p>				

ISOLATORS, HIGH POWER, COAXIAL, S AND C BAND, BASED ON TYPES BE1xE2-105 and BG1xE2-206				347
Procurement Specifications	Manufacturer	Nature of Approval	Supervising Authority	Initial Qualification Date
Generic ESCC 3202 Detail ESCC 3202/022 3202/023	Cobham Microwave Villebon-sur Yvette France	Qualification	CNES	Jun 2016
Remarks Qualified range: Variants 01 and 02 are qualified				

6.15.2 Attenuator and Load

PASSIVE DEVICES, R.F. COAXIAL LOADS, 0-22 GHZ BASED ON TYPE R404				185H
Procurement Specifications	Manufacturer	Nature of Approval	Supervising Authority	Initial Qualification Date
Generic ESCC 3403	RADIALL Saint-Quentin- Fallavier France	Qualification	CNES	Jul 1992
Detail ESCC 3403/006		Remarks		
<p>Qualified range:</p> <p>All variants are qualified. 50 ohms DC to 22 GHz</p>				
Type	Detail Spec.	Frequency Range (GHz)	Rated Pin (W)	Impedance (Ω)
3403/006	3403/006	0-22	1	50
Type	VSWR max			
	0<f(GHz)≤4	4<f(GHz)≤12.4	12.4<f(GHz)≤18	18<f(GHz)≤22
1	1.05	1.15	1.20	1.30
2	1.05	1.15	1.20	1.25
<p>Operating Temperature Range (°C), -50 to +150</p>				

R.F. ATTENUATORS FIXED, COAXIAL BASED ON TYPE R413				178J
Procurement Specifications	Manufacturer	Nature of Approval	Supervising Authority	Initial Qualification Date
Generic ESCC 3403	RADIALL Saint-Quentin- Fallavier France	Qualification	CNES	Jan 1991
Detail ESCC 3403/005		Remarks		
<p>Qualified range:</p> <p>Variants 01 to 31</p> <p>Frequency range (GHz): 0 - 22 Attenuation (dB): 0 - 20</p> <p>Operating Temperature Range (°C), -55 to +125</p>				