
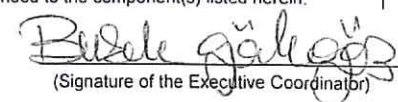


		APPLICATION FOR EXTENSION OF ESCC QUALIFICATION APPROVAL				Page 1	
Component Title: RESISTOR, FIXED, CHIP, METAL FOIL BASED ON TYPE SMP-PW, SMS-PW, SMT-PW according to ESCC Det. Spec. 4001/027 respectively BASED ON TYPE SMR-PW, SMV-PW according to ESCC Det. Spec. 4001/028		Executive Member: DLR				Date: 06/08/2018	
285 E							
Components (including series and families) submitted for Extension of Qualification Approval:						1	
ESCC COMPONENT NO.	VARIANTS	RANGE OF COMPONENTS	BASED ON	TEST VEHICLE / S	COMPONENT SIMILAR		
4001/027	01, 02 & 03		SMP-R010-0.5-PW SMP-R200-1.0-PW SMP-1R00-1.0-PW SMS-R220-1.0-PW SMT-R100-0.5-PW		VAR 04, 05, 06 introduced through DCR1188		
4001/028	01 & 02		SMV-R0270.5-PW SMV-R150-1.0-PW SMV-R560-0.5-PW				
Component Manufacturer Isabellenhütte Heusler GmbH & Co. KG		2	Location of Manufacturing Plant(s) Eibacher Weg 3-5 34683 Dillenburg Germany		3	Date of original qualification approval: Date: 24/11/2008 Certificate Ref No. 285	4
ESCC Specifications used for Maintenance of qualification testing: Generic: 4001 Issue: 4 Detail(s): 4001/027 Issue: 5 4001/028 Issue: 4		5	Deviations to LVT testing and Detail Specification used: No <input checked="" type="checkbox"/> Yes <input type="checkbox"/> (supply details in Box 15) Deviation from current Specifications: No <input checked="" type="checkbox"/> Yes <input type="checkbox"/> (Supply details)		6	Qualification Extension Report reference and date: D-QM-020 Iss. 1 06.07.2018	7
Summary of procurement or equivalent test results during current validity period in support of this application (those to ESCC listed first)							8
Project Name	Testing Level	LAT	Date code	Quantity Delivered			
PID changes since last qualification None <input type="checkbox"/> Minor* <input type="checkbox"/> Major* <input checked="" type="checkbox"/>		9	Current PID Verified by: Ref No: D QS 010 Issue: Iss. 4 Rev Date: 03/12/2018		T. Schulze Name of Executive Representative D QS 011 Iss. 7 03/12/2018		10
*Provide details in box: See Box 14							
Current Manufacturing facilities surveyed by: T. Schulze on 28-29/08/2018 (Name of Executive Representative) (Date)							
Satisfactory: Yes <input checked="" type="checkbox"/> No <input type="checkbox"/> Explain							
At 15.Oct 2018 the Audit was closed satisfactorily.							
Report Reference: ISA-AU-2018							

	APPLICATION FOR EXTENSION OF ESCC QUALIFICATION APPROVAL Component title: RESISTOR, FIXED, CHIP, METAL FOIL BASED ON TYPE SMP-PW, SMS-PW, SMT-PW according to ESCC Det. Spec. 4001/027 respectively BASED ON TYPE SMR-PW, SMV-PW according to ESCC Det. Spec. 4001/028 Executive Member: DLR Date: 06/08/2018	Page 2 Appl. No. 285 E
Failure Analysis, DPA, NCCS available: Yes <input type="checkbox"/> No <input checked="" type="checkbox"/> (Supply data)		
Ref. No's and purposes: There had been no NCR in the previous period. All deliveries are accepted by customer.		
The undersigned hereby certifies on behalf of the ESCC Executive - that the above information is correct; - that the appropriate documentation has been evaluated; - that full compliance to all ESCC requirements is evidence (except as stated in box 15;) - that the reports and data are available at the ESCC Executive and therefore applies on behalf of <u>DLR</u> as the responsible Executive Member for ESCC qualification status to be extended to the component(s) listed herein.		12
Date: 05/12/2018		13
<div style="text-align: right;">  (Signature of the Executive Coordinator) </div>		
Continuation of Boxes above:		
Box 9: PID-Changes:		
A) PID D QS 010 (ESCC 4001/027) and PID D QS 011 (ESCC 4001/028) Both PIDs were completely editorial updated due to changes related to production planning and documentation system of Isabellenhütte. Numbers of equipment and documents are updated but content and process remain unchanged.		
B)) PID D QS 010 (ESCC 4001/027) With DCR 1188 Isabellenhütte raised a change for low resistance values $\leq 10\text{m}\Omega$ concerning the Temperature Coefficient TC due to optimizations at manufacturers site.		
The lower limit of the range of the variants 01, 02 and 03 has been raised while maintaining all other technical properties unchanged. New variants variant 04 (lower range of old variant 01), variant 05 (lower range of old variant 02) and variant 06 (lower range of old variant 03) have been introduced for lower resistance values $\leq 10\text{m}\Omega$ with newly defined values for Temperature Coefficient TC without changing any other property.		
This change is documented in the related PID D QS 010 Index 4, too.		
<div style="height: 300px; border: 1px solid black;"></div>		
<div style="height: 300px; border: 1px solid black;"></div>		

		APPLICATION FOR EXTENSION OF ESCC QUALIFICATION APPROVAL		Page 3
Component title: RESISTOR, FIXED, CHIP, METAL FOIL BASED ON TYPE SMP-PW, SMS-PW, SMT-PW according to ESCC Det. Spec. 4001/027 respectively BASED ON TYPE SMR-PW, SMV-PW according to ESCC Det. Spec.4001/028		Executive Member: DLR		Date: 06/08/2018
Appl. No. 285 E				15
Non compliance to ESCC requirements:				
No.:	Specification	Paragraph	Non compliance	
Additional tasks required to achieve full compliance for ESCC qualification or rationale for acceptability of noncompliance:				16
Executive Manager Disposition				17
Application Approval: Yes <input checked="" type="checkbox"/> No <input type="checkbox"/>				
Action / Remarks:				
Date:				
<div style="text-align: right;">  B. Schade, Head of ESA Product Assurance and Safety Department </div>				



APPLICATION FOR EXTENSION OF ESCC QUALIFICATION APPROVAL

Component Title: RESISTOR, FIXED, CHIP, METAL FOIL BASED ON TYPE SMP-PW, SMS-PW, SMT-PW according to ESCC Det. Spec. 4001/027 respectively BASED ON TYPE SMR-PW, SMV-PW according to ESCC Det. Spec. 4001/028

Executive Member: DLR

Date: 06/08/2018

Page 4

Appl. No.

285 E

ANNEX 1: LIST OF TESTS DONE TO SUPPORT EXTENSION OF QUALIFICATION

18

Tests conducted in compliance with:

- ESCC 4001 generic specification; Chart F4 (for ESCC/QPL parts);
- or PID-TFD (for ESCC/QML parts)

Tests vehicle identification/description:


J stands for 2017, K stands for 2018

SMP-R010-0.5-PW	K05
SMP-R200-1.0-PW	K05
SMP-1R00-1.0-PW	K05
SMS-R200-1.0-PW	J50
SMT-R100-0.5-PW	J50
SMV-R027-0.5-PW	K02
SMV-R150-1.0-PW	K02
SMV-R560-0.5-PW	K02

Detail Specification reference: 4001/027 + 4001/028

Chart F4	Test	Tick when done	Conditions	Date Code	Tested Qty	N° of Rejects	Comments if not performed. Comments on Rejection
Environmental /Mechanical Subgroup	Mounting	<input checked="" type="checkbox"/>	IEC 60115-1 clause 4.31	K05,K05,K05,J50,J50,K02,K02,K02	8 x 15	0	
	Rapid Change Of Temperature	<input checked="" type="checkbox"/>	IEC 60068-2-14	K05,K05,K05,J50,J50,K02,K02,K02	8 x 15	0	
	Vibration	<input checked="" type="checkbox"/>	IEC 60068-2-6	K05,K05,K05,J50,J50,K02,K02,K02	8 x 15	0	
	Climatic test Sequence	<input checked="" type="checkbox"/>	ESCC 4001, Para 8.10	K05,K05,K05,J50,J50,K02,K02,K02	8 x 15	0	
	Seal Test	<input type="checkbox"/>	IEC 60068-2-17				
	Mounting	<input type="checkbox"/>	IEC 60115-1 clause 4.31				
	Robustness of Terminations	<input type="checkbox"/>	IEC 60068-2-21				
	Climatic test Sequence	<input type="checkbox"/>	ESCC 4001, Para 8.10				
	Seal Test	<input type="checkbox"/>	IEC 60068-2-17				
	Resistance to Soldering Heat	<input checked="" type="checkbox"/>	IEC 60068-2-20	K05,K05,K05,J50,J50,K02,K02,K02	8 x 6	0	
	Mounting	<input checked="" type="checkbox"/>	IEC 60115-1 clause 4.31	K05,K05,K05,J50,J50,K02,K02,K02	8 x 6	0	
	Climatic test Sequence	<input checked="" type="checkbox"/>	ESCC 4001, Para 8.10	K05,K05,K05,J50,J50,K02,K02,K02	8 x 6	0	
	Seal Test	<input type="checkbox"/>	IEC 60068-2-17				
	Mounting	<input checked="" type="checkbox"/>	IEC 60115-1 clause 4.31	K02,K02,K02	3 x 15	0	
Endurance Subgroup	Insulation Resistance	<input checked="" type="checkbox"/>	ESCC 4001, Para 8.3.1.2	K02,K02,K02	3 x 15	0	
	Voltage Proof	<input checked="" type="checkbox"/>	ESCC 4001, Para 8.3.1.3	K02,K02,K02	3 x 15	0	
	Mounting	<input checked="" type="checkbox"/>	IEC 60115-1 clause 4.31	K05,K05,K05,J50,J50,K02,K02,K02	8 x 15	0	
	Operating Life	<input checked="" type="checkbox"/>	ESCC 4001, Para 8.13	K05,K05,K05,J50,J50,K02,K02,K02	8 x 15	0	

	Seal Test	<input type="checkbox"/>	IEC 60068-2-17				
Assembly Capability Subgroup	Solderability	<input checked="" type="checkbox"/>	IEC 60068-2-20	K05,K05,K05,J50,J50,K02,K02,K02	8 x 15	0	
	Permanence of marking	<input type="checkbox"/>	ESCC 24800				
	Operating Life	<input type="checkbox"/>	ESCC 4001, Para 8.13				
	Seal Test	<input type="checkbox"/>	IEC 60068-2-17				
Additional Tests		<input type="checkbox"/>					
		<input type="checkbox"/>					
		<input type="checkbox"/>					

	<p align="center">APPLICATION FOR EXTENSION OF ESCC QUALIFICATION APPROVAL</p> <p>Component title: RESISTOR, FIXED, CHIP, METAL FOIL BASED ON TYPE SMP-PW, SMS-PW, SMT-PW according to ESCC Det. Spec. 4001/027 respectively BASED ON TYPE SMR-PW, SMV-PW according to ESCC Det. Spec. 4001/028</p> <p>Executive Member: DLR</p>		<p align="right">Page 6</p> <p align="right">Appl. No.</p> <p align="right">285 E</p>
<p align="center">NOTES ON THE COMPLETION OF THE APPLICATION FORM FOR ESCC QUALIFICATION EXTENSION APPROVAL</p>			
<p>ENTRIES Form heading</p>	<p>shall indicate: - the title of the component as given in its detail specification or the name of the series, family; - the Executive Member; - the entering date; - the certificate number and its sequential suffix.</p>		
<p>Box 1</p>	<p>shall provide details given in the table; in particular there shall be listed: - the variants or range of variants; - the range of components (the ESCC code is recommended to indicate the values or values range, the tolerance, the voltage, etc); the designation given in the detail specification as 'base on'; - under Test Vehicle enter either an ESCC code or the specific characteristic capable of identifying the component tested (e.g., voltage of coil for a relay); - under component similar enter a cross if relevant.</p>		
<p>Box 2; 3 and 4</p>	<p>As per QPL entry; otherwise, an explanation of the changes must be supplied.</p>		
<p>Box 5</p>	<p>Will show the ESCC Generic and Detail specifications, including issue number and revision letter, current at the time the tests reported were performed. If the specifications are different from those current on the date of the application, see Box 6.</p>		
<p>Box 6</p>	<p>Will show the deviations from the Generic and Detail Specifications listed in Box 5, in particular deviations from testing. In case of deviations this must be listed in Box 15. In case the referenced specification in Box 5 have currently a different issue and/or revision indicate also whether the test data deviates or not from such current documents.</p>		
<p>Box 7</p>	<p>Must reference the report(s) supplied in support of the application.</p>		
<p>Box 8</p>	<p>Should provide the details of procurement to the full ESCC System, documentation of all of which should already have been delivered to the ESCC Executive under the terms of the relevant Generic Specification. An appropriate table has been drawn in this box.</p>		
<p>Box 9</p>	<p>If the PID evolved after the Original Qualification or after the last Extension of Qualification, adequate details of such evolution shall be provided together with the reasons for the changes. Major changes shall be clearly marked.</p>		
<p>Box 10</p>	<p>Identify the current PID issue status, date and actual date of verification. The date of verification of the current PID should be arranged as close as possible to the required date of extension.</p>		
<p>Box 11</p>	<p>This box can be completed only after a physical visit to the plant to confirm that no unexplained changes occurred and that the practices, procedures, material, etc. used in manufacturing the components are as described in the PID. This survey shall be carried out in accordance with the requirements of ESCC Basic Specification No. 20200 and its findings shall be recorded.</p>		
<p>Box 12</p>	<p>Provide details of, or reference to, any Destructive Physical Analysis (DPA) and Failure Analysis reports as well as any Nonconformance(s) (NCCS) occurred during the qualification validity period, stating if established corrective action have produced satisfactory results.</p>		
<p>Box 13</p>	<p>Enter only the name of the Executive Member (i.e., CNES, DLR, ESTEC, etc.) and the signature of the responsible Executive Coordinator.</p>		
<p>Box 14</p>	<p>To be used when there is a need to expand any of the boxes from 1 through 12. Identify box affected and reference the Box 14 in the relevant Box. Box 14 can be broken into 14a, 14b, etc. if several boxes have to be expanded.</p>		
<p>Box 15</p>	<p>Fill in Table as requested.</p>		
<p>Box 16</p>	<p>Any additional action deemed necessary by the Executive Member to bring the submitted data to a standard likely to be accepted by the ESCC Executive should be listed herein or the reason(s) to accept the noncompliance.</p>		
<p>Box 17</p>	<p>All Executive Manager recommendations on the application itself, special conditions or restrictions, modifications of the QPL or QML entry, letters to the manufacturer, etc. shall be entered clearly in Box 19, signed by the representative for ESA, and dated.</p>		
<p>Box 18</p>	<p>Fill in Table as requested.</p>		
<p>Box 19</p>	<p>Confidential Details of PID changes including those of a confidential nature, shall be provided.</p>		
<p>Box 20</p>	<p>State noncompliance with reference to specification(s) and paragraph(s). To simplify reference in Box 16 each nonconformance shall be sequentially numbered. If relevant state 'None'.</p>		
<p>Box 21</p>	<p>Any additional action deemed necessary by the Executive Member to bring the submitted data to a standard likely to be accepted by the ESCC Executive should be listed herein or the reason(s) to accept the noncompliance.</p>		
<p>Box 22</p>	<p>Additional Comments.</p>		