


		<b>APPLICATION FOR EXTENSION OF ESCC QUALIFICATION APPROVAL</b>			Page 1 Appl. No. 205G
Component Title: <b>Relays, non-latching, Type E 215</b>		Executive Member: <b>CNES</b>		Date: <b>02/05/2019</b>	
Components (including series and families) submitted for Extension of Qualification Approval:					1
ESCC COMPONENT NO.	VARIANTS	RANGE OF COMPONENTS	BASED ON	TEST VEHICLE / S	COMPONENT SIMILAR
3601 007	03	Coil Voltage 12 Volts	Type E 215	SCC 3601 007 03 12V	All variants
3601 007	06	Coil Voltage 28 Volts	Type E 215	SCC 3601 007 06 B 28V	All variants
3601 007	06	Coil Voltage 48 Volts	Type E 215	SCC 3601 007 06 48V	All variants
Component Manufacturer <b>REL - STPI</b>		Location of Manufacturing Plant(s) <b>22, rue des chaisses 45140 St Jean de la Ruelle - France</b>		Date of original qualification approval: Date: <b>01/02/1990</b>  Certificate Ref No. <b>205</b>	
ESCC Specifications used for Maintenance of qualification testing: Generic: 3601 Issue: 4  Detail(s): 3601 007 Issue: 4		Deviations to LVT testing and Detail Specification used: No <input checked="" type="checkbox"/> Yes <input type="checkbox"/> (supply details in Box 15)  Deviation from current Specifications:  No <input checked="" type="checkbox"/> Yes <input type="checkbox"/> (Supply details)		Qualification Extension Report reference and date: <b>237-17 (04/05/18)</b>  <b>RAPPORT 3617.06.18 (05/06/2018)</b>  <b>3635 Rapport de VOQ E215 (16/01/2019)</b>  <b>3659 Rapport Complément d'Essai VOQ E215 (16/04/2019)</b>	
Summary of procurement or equivalent test results during current validity period in support of this application (those to ESCC listed first)					
Project Name	Testing Level	LAT	Date code	Quantity Delivered	
See delivered data					
PID changes since start of qualification None <input type="checkbox"/> Minor* <input checked="" type="checkbox"/> Major* <input type="checkbox"/> *Provide details in box:		Current PID Verified by: <b>CNES</b> Executive Representative Agency Ref No: <b>PID E210 et E215</b> Issue: <b>P</b> Date: <b>01/03/2019</b> Rev Date: <b>15/02/2019</b>			
Current Manufacturing facilities surveyed by: <b>CNES</b> on <b>15/01/2019</b> Executive Representative Agency (Date)					
Satisfactory: Yes <input checked="" type="checkbox"/> No <input type="checkbox"/> Explain					
Report Reference: <b>2019-0001074 -0115_CRR-Visite-STPI</b>					

	<b>APPLICATION FOR EXTENSION OF ESCC QUALIFICATION APPROVAL</b> Component title:      Relays, non-latching, Type E 215 Executive Member:      CNES      Date:      02/05/2019	Page 2 Appl. No. 205G
Failure Analysis, DPA, NCCS available:      Yes <input checked="" type="checkbox"/> No <input type="checkbox"/> (Supply data)      NCCS 2CREL901 Ref. No's and purposes:      NCCS 2CREL901 has been closed out.		<div style="border: 1px solid black; width: 20px; height: 20px; margin: 0 auto; text-align: center; line-height: 20px;">12</div>
The undersigned hereby certifies on behalf of the ESCC Executive - that the above information is correct; - that the appropriate documentation has been evaluated; - that full compliance to all ESCC requirements is evidence (except as stated in box 15;) - that the reports and data are available at the ESCC Executive and therefore applies on behalf of CNES as the responsible Executive Member for ESCC qualification status to be extended to the component(s) listed herein.		<div style="border: 1px solid black; width: 20px; height: 20px; margin: 0 auto; text-align: center; line-height: 20px;">13</div>
Date:      02/05/2019		<div style="text-align: center;">           JP. BUSSENOT          (Signature of the Executive Coordinator)       </div>
Continuation of Boxes above: PID's Changes : <ul style="list-style-type: none"> <li>- Change in coil flow chart</li> <li>- Update of coil manufacturing sheets</li> <li>- Update of plans and documents</li> <li>- Update of the in-process control flow</li> <li>- Update of equipment list</li> </ul>		<div style="border: 1px solid black; width: 20px; height: 20px; margin: 0 auto; text-align: center; line-height: 20px;">14</div>

	<b>APPLICATION FOR EXTENSION OF ESCC QUALIFICATION APPROVAL</b>	Page 3 Appl. No. 205G
	Component title: Relays, non-latching, Type E 215 Executive Member: CNES	Date: 02/05/2019

Non compliance to ESCC requirements: 15

No.:	Specification	Paragraph	Non compliance


Additional tasks required to achieve full compliance for ESCC qualification or rationale for acceptability of noncompliance: 16


Executive Manager Disposition 17

Application Approval:    Yes    ☒    No    ☐

Action / Remarks:

Date:

  
 B. Schade, Head of ESA Product Assurance and Safety Department

	<b>APPLICATION FOR EXTENSION OF ESCC QUALIFICATION APPROVAL</b> Component Title: Relays, non-latching, Type E 215 Executive Member: CNES Date: 02/05/2019	Page 4 Appl. No. 205G
---	--	-----------------------------

**ANNEX 1: LIST OF TESTS DONE TO SUPPORT EXTENSION OF QUALIFICATION**

18

Tests conducted in compliance with:


- ESCC 3601 generic specification; Chart F4 (for ESCC/QPL parts);
- Or PID-TFD (for ESCC/QML parts)


Tests vehicle identification/description:

SCC 3601 007 03 12V (Ref: E 215 123 E F70 / DC: 1836 / Lot: 1057117)	SCC 3601 007 06 B 28V (Ref: E 215 147 A F70 YS / DC: 1806 / Lot: 1025432)
	SCC 3601 007 06 48V (Ref: E 215 157 A F70 F7028 / DC: 1810 / Lot: 1121765)

Detail Specification reference: 3601/007

Chart F4	Test	Tick when done	Conditions	Date Code	Tested Qty	No. of Rejects	Comments if not performed. Comments on Rejection
Environmental / Mechanical Subgroup (Column 1)	Thermal Shock	<input checked="" type="checkbox"/>	MIL-STD-202, Test Method 107	1836	6	0	
	Low Level Sine Vibration	<input checked="" type="checkbox"/>	MIL-STD-202, Test Method 204	1836	6	0	
	Random Vibration	<input type="checkbox"/>	MIL-STD-202, Test Method 214				NA
	Low Level Mechanical Shock	<input checked="" type="checkbox"/>	MIL-STD-202, Test Method 213	1836	6	0	
	Resistance to Soldering Heat	<input checked="" type="checkbox"/>	MIL-STD-202, Test Method 210	1836	6	0	
	Seal (Fine and Gross Leak)	<input checked="" type="checkbox"/>	MIL-STD-202, Test Method 112	1836	6	0	
	External Visual Inspection	<input checked="" type="checkbox"/>	ESCC Basic Specification No. 20500	1836	6	0	
Environmental / Mechanical Subgroup (Column 2)	High Level Sine Vibration	<input checked="" type="checkbox"/>	MIL-STD-202, Test Method 204	1836	6	0	
	High Level Mechanical Shock	<input checked="" type="checkbox"/>	MIL-STD-202, Test Method 213	1836	6	0	
	Seal (Fine and Gross Leak)	<input checked="" type="checkbox"/>	MIL-STD-202, Test Method 112	1836	6	0	
	External Visual Inspection	<input checked="" type="checkbox"/>	ESCC Basic Specification No. 20500	1836	6	0	
Endurance Subgroup 1 (Column 1)	Low Level Life	<input type="checkbox"/>	ESCC 3601 Para. 8.11.1				NA
	Inductive Life	<input checked="" type="checkbox"/>	ESCC 3601 Para. 8.11.2	1836	3	0	
	Seal (Fine and Gross Leak)	<input checked="" type="checkbox"/>	MIL-STD-202, Test Method 112	1836	3	0	
	External Visual Inspection	<input checked="" type="checkbox"/>	ESCC Basic Specification No. 20500	1836	3	0	

		APPLICATION FOR EXTENSION OF ESCC QUALIFICATION APPROVAL					Page 5
		Component title: Relays, non-latching, Type E 215					Appl. No.
		Executive Member: CNES					Date: 02/05/2019 205G
Chart F4	Test	Tick when done	Conditions	Date Code	Tested Qty	No. of Rejects	Comments if not performed. Comments on Rejection
Endurance Subgroup 1 (Column 2)	Coil Life	<input type="checkbox"/>	ESCC 3601 Para. 8.12				NA
	Seal (Fine and Gross Leak)	<input type="checkbox"/>	MIL-STD-202, Test Method 112				NA
	External Visual Inspection	<input type="checkbox"/>	ESCC Basic Specification No. 20500				NA
Endurance Subgroup 1 (Column 3)	Intermediate Current	<input checked="" type="checkbox"/>	ESCC 3601 Para. 8.13	1836	3	0	
	Mechanical Life	<input checked="" type="checkbox"/>	ESCC 3601 Para. 8.14	1836	3	0	
	Seal (Fine and Gross Leak)	<input checked="" type="checkbox"/>	MIL-STD-202, Test Method 112	1836	3	0	
	External Visual Inspection	<input checked="" type="checkbox"/>	ESCC Basic Specification No. 20500	1836	3	0	
Endurance Subgroup 2	Resistive Life	<input checked="" type="checkbox"/>	ESCC 3601 Para. 8.11.3	1810 1836	6 + 6	0	
	Seal (Fine and Gross Leak)	<input checked="" type="checkbox"/>	MIL-STD-202, Test Method 112	1810 1836	6 + 6	0	
	External Visual Inspection	<input checked="" type="checkbox"/>	ESCC Basic Specification No. 20500	1810 1836	6 + 6	0	
Assembly Capability Subgroup	Solderability	<input checked="" type="checkbox"/>	MIL-STD-202, Test Method 208	1806 1810 1836	2 + 2 + 3	0	
	Overload	<input checked="" type="checkbox"/>	ESCC 3601 Para. 8.16	1806 1810 1836	2 + 2 + 3	0	
	Permanence of Marking	<input type="checkbox"/>	ESCC Basic Specification No. 24800				Not applicable for laser marking
	Terminal Strength	<input checked="" type="checkbox"/>	MIL-STD-202, Test Method 211	1806 1810 1836	2 + 2 + 3	0	
	Seal (Fine and Gross Leak)	<input checked="" type="checkbox"/>	MIL-STD-202, Test Method 112	1806 1810 1836	2 + 2 + 3	0	
Additional Tests		<input type="checkbox"/>					
		<input type="checkbox"/>					
		<input type="checkbox"/>					

	<b>APPLICATION FOR EXTENSION OF ESCC QUALIFICATION APPROVAL</b>		Page 7
	Component title:      Relays, non-latching, Type E 215		Appl. No.
	Executive Member:      CNES	Date:      02/05/2019	205G

**NOTES ON THE COMPLETION OF THE APPLICATION FORM FOR ESCC QUALIFICATION EXTENSION APPROVAL**

**ENTRIES**

**Form heading**      shall indicate: - the title of the component as given in its detail specification or the name of the series, family; - the Executive Member; - the entering date; - the certificate number and its sequential suffix.

**Box 1**      shall provide details given in the table; in particular there shall be listed: - the variants or range of variants; - the range of components (the ESCC code is recommended to indicate the values or values range, the tolerance, the voltage, etc); the designation given in the detail specification as 'base on'; - under Test Vehicle enter either an ESCC code or the specific characteristic capable of identifying the component tested (e.g., voltage of coil for a relay); - under component similar enter a cross if relevant.

**Box 2; 3 and 4**      As per QPL entry; otherwise, an explanation of the changes must be supplied.

**Box 5**      Will show the ESCC Generic and Detail specifications, including issue number and revision letter, current at the time the tests reported were performed. If the specifications are different from those current on the date of the application, see Box 6.

**Box 6**      Will show the deviations from the Generic and Detail Specifications listed in Box 5, in particular deviations from testing. In case of deviations this must be listed in Box 15. In case the referenced specification in Box 5 have currently a different issue and/or revision indicate also whether the test data deviates or not from such current documents.

**Box 7**      Must reference the report(s) supplied in support of the application.

**Box 8**      Should provide the details of procurement to the full ESCC System, documentation of all of which should already have been delivered to the ESCC Executive under the terms of the relevant Generic Specification. An appropriate table has been drawn in this box.

**Box 9**      If the PID evolved after the Original Qualification or after the last Extension of Qualification, adequate details of such evolution shall be provided together with the reasons for the changes. Major changes shall be clearly marked.

**Box 10**      Identify the current PID issue status, date and actual date of verification. The date of verification of the current PID should be arranged as close as possible to the required date of extension.

**Box 11**      This box can be completed only after a physical visit to the plant to confirm that no unexplained changes occurred and that the practices, procedures, material, etc. used in manufacturing the components are as described in the PID. This survey shall be carried out in accordance with the requirements of ESCC Basic Specification No. 20200 and its findings shall be recorded.

**Box 12**      Provide details of, or reference to, any Destructive Physical Analysis (DPA) and Failure Analysis reports as well as any Nonconformance(s) (NCCS) occurred during the qualification validity period, stating if established corrective action have produced satisfactory results.

**Box 13**      Enter only the name of the Executive Member (i.e., CNES, DLR, ESTEC, etc.) and the signature of the responsible Executive Coordinator.

**Box 14**      To be used when there is a need to expand any of the boxes from 1 through 12. Identify box affected and reference the Box 14 in the relevant Box. Box 14 can be broken into 14a, 14b, etc. if several boxes have to be expanded.

**Box 15**      Fill in Table as requested.

**Box 16**      Any additional action deemed necessary by the Executive Member to bring the submitted data to a standard likely to be accepted by the ESCC Executive should be listed herein or the reason(s) to accept the noncompliance.

**Box 17**      All Executive Manager recommendations on the application itself, special conditions or restrictions, modifications of the QPL or QML entry, letters to the manufacturer, etc. shall be entered clearly in Box 19, signed by the representative for ESA, and dated.

**Box 18**      Fill in Table as requested.

**Box 19**      Confidential Details of PID changes including those of a confidential nature, shall be provided.

**Box 20**      State noncompliance with reference to specification(s) and paragraph(s). To simplify reference in Box 16 each nonconformance shall be sequentially numbered. If relevant state 'None'.

**Box 21**      Any additional action deemed necessary by the Executive Member to bring the submitted data to a standard likely to be accepted by the ESCC Executive should be listed herein or the reason(s) to accept the noncompliance.

**Box 22**      Additional Comments.