


		APPLICATION FOR EXTENSION OF ESCC QUALIFICATION APPROVAL			Page 1 Appl. No. 294 E
Component Title: WIRES AND CABLES, LOW FREQUENCY, INSULATED, POLYIMIDE/FLUOROTHERMOPLAST, BASED ON TYPE 3901/018		Date: 06.12.2019			
Components (including series and families) submitted for Qual. App. 1					
ESCC COMP. NO.	VARIANTS	RANGE OF COMPONENTS	BASED ON	TEST VEHICLE / S	COMPONENT SIMILAR
3901/018	01 to 88		3901/018	3901/018-14-C	
Component Manufacturer LEONI Special Cables GmbH 2		Location of manufacturing plant Eschstrasse 1 26169 Friesoythe Germany 3		Date of original qualification approval Oct 2009 Certificate Ref. No. 294 4	
SCC Specifications used for maintenance 5 Generic: ESCC 3901 Issue 3 / 01.2017 Details: ESCC 3901/018 Issue 3 / 03.2013		Deviations for testing level B, LAT1 and Detail Spec. used: 6 No <input checked="" type="checkbox"/> Yes <input type="checkbox"/> (supply details) (in Box 15) Deviation from current Spec. No <input checked="" type="checkbox"/> Yes <input type="checkbox"/> (supply details)		Qualification Extension Report ref. and date: 7 - 0540-0500 24.09.2019 - 0540-0500(5m) 24.09.2019 - Final test L45493-R3901-A18-14C length 1 20.11.2018 - Final test L45493-R3901-A18-14C length 2 20.11.2018 - Qualification Test L45493-R3901-A18-14-C 25.10.2019	
Summary of procurement or equivalent test results during current validity period in support of this application (those to ESCC listed first) 8					
Project Name	Testing Level	LAT	Date code	Quantity Delivered	
Various See Appendix:			See Appendix		
PID Changes since Original Qual. or last extension of Qual. 9 None <input type="checkbox"/> Minor* <input checked="" type="checkbox"/> * provide detail: Implementation of audit observation Major* <input type="checkbox"/>		Current PID Ref. No.: Issue: 16 Rev. Date: 10.12.2019	Verified by: L1200 PID Date: <u>20.08.2019</u>	Burak Gökgöz Name Executive Responsible 10	
Current Manufacturing Facilities surveyed by Satisfactory: Yes <input checked="" type="checkbox"/> No <input type="checkbox"/> Explain		G. Joormann (Name Executive Responsible) (LEONI-AUD-CAB-2018)		on 24.-25.01.2018 (date) 11	

	<p align="center">APPLICATION FOR EXTENSION OF ESCC QUALIFICATION APPROVAL</p> <p>Component Title: WIRES AND CABLES, LOW FREQUENCY, INSULATED, POLYIMIDE/FLUOROTHERMOPLAST, BASED ON TYPE 3901/018</p> <p align="right">Date: 06.12.2019</p>	<p>Page 2</p> <p>Appl. No. 294 E</p>
<p>Failure Analysis, DPA, NCCS available: Yes <input type="checkbox"/> No <input checked="" type="checkbox"/> (supply data) 12</p> <p>Ref. No's and purpes:</p>		
<p>The undersigned hereby certifies on behalf of the ESCC Executive, that the above information is correct; that the appropriate documentation has been evaluated; that full compliance to all ESCC requirements is evidence except as stated in box 15; that the reports and data are available at the ESCC Executive and therefore applies for ESCC qualification status to be extended to the component(s) listed herein. 13</p> <p>Date: 10.12.2019</p> <p align="right">  i.A. Burak Gökgöz (Signature of the ESCC Executive Coordinator) </p>		
<p>Continuation of Boxes above: 14</p>		

	<p align="center">APPLICATION FOR EXTENSION OF ESCC QUALIFICATION APPROVAL</p> <p>Component Title: WIRES AND CABLES, LOW FREQUENCY, INSULATED, POLYIMIDE/FLUOROTHERMOPLAST, BASED ON TYPE 3901/018</p> <p align="right">Date: 06.12.2019</p>	<p>Page 3</p> <p>Appl. No. 294 E</p>
---	---	---

Non compliance to ESCC requirements: 15

No.:	Specification	Paragraph	Non compliance


Additional tasks required to achieve full compliance for ESCC qualification or rationale for acceptability of noncompliance: 16

ESCC Disposition: 17

Application Approval: Yes No

Action/Remarks:

Date:



 B. Schade, Head of ESA Product Assurance
and Safety Department



APPLICATION FOR EXTENSION OF ESCC QUALIFICATION APPROVAL

Component title: WIRES AND CABLES, LOW FREQUENCY, POLYIMIDE INSULATION, BASED ON TYPE 3901018

Date: 06/12/2019

Page 4

Appl. No.

294E

NOTES ON THE COMPLETION OF THE APPLICATION FORM FOR ESCC QUALIFICATION EXTENSION APPROVAL

ENTRIES

- Form heading shall indicate: - the title of the component as given in its detail specification or the name of the series, family; - the Executive Member; - the entering date; - the certificate number and its sequential suffix.
- Box 1 shall provide details given in the table; in particular there shall be listed: - the variants or range of variants; - the range of components (the ESCC code is recommended to indicate the values or values range, the tolerance, the voltage, etc); the designation given in the detail specification as 'base on'; - under Test Vehicle enter either an ESCC code or the specific characteristic capable of identifying the component tested (e.g., voltage of coil for a relay); - under component similar enter a cross if relevant.
- Box 2; 3 and 4 As per QPL entry; otherwise, an explanation of the changes must be supplied.
- Box 5 Will show the ESCC Generic and Detail specifications, including issue number and revision letter, current at the time the tests reported were performed. If the specifications are different from those current on the date of the application, see Box 6.
- Box 6 Will show the deviations from the Generic and Detail Specifications listed in Box 5, in particular deviations from testing. In case of deviations this must be listed in Box 15. In case the referenced specification in Box 5 have currently a different issue and/or revision indicate also whether the test data deviates or not from such current documents.
- Box 7 Must reference the report(s) supplied in support of the application.
- Box 8 Should provide details of procurement to the full ESCC System, documentation of all of which should already have been delivered to the ESCC Executive under the terms of the relevant Generic Specification. An appropriate table has been drawn in this box.
- Box 9 If the PID evolved after the Original Qualification or after the last Extension of Qualification, adequate details of such evolution shall be provided together with the reasons for the changes. Major changes shall be clearly marked.
- Box 10 Identify the current PID issue status, date and actual date of verification. The date of verification of the current PID should be arranged as close as possible to the required date of extension.
- Box 11 This box can be completed only after a physical visit to the plant to confirm that no unexplained changes occurred and that the practices, procedures, material, etc. used in manufacturing the components are as described in the PID. This survey shall be carried out in accordance with the requirements of ESCC Basic Specification No. 20200 and its findings shall be recorded.
- Box 12 Provide details of, or reference to, any Destructive Physical Analysis (DPA) and Failure Analysis reports as well as any Nonconformance(s) (NCCS) occurred during the qualification validity period, stating if established corrective action have produced satisfactory results.
- Box 13 Enter only the name of the Executive Member (i.e., CNES, DLR, ESTEC, etc.) and the signature of the responsible Executive Coordinator.
- Box 14 To be used when there is a need to expand any of the boxes from 1 through 12. Identify box affected and reference the Box 14 in the relevant Box. Box 14 can be broken into 14a, 14b, etc. if several boxes have to be expanded.
- Box 15 State noncompliance with reference to specification(s) and paragraph(s). To simplify reference in Box 16 each nonconformance shall be sequentially numbered. If relevant state 'None'.
- Box 16 Any additional action deemed necessary by the Executive Member to bring the submitted data to a standard likely to be accepted by the ESCC Executive should be listed herein or the reason(s) to accept the noncompliance.
- Box 17 All Executive Manager recommendations on the application itself, special conditions or restrictions, modifications of the QPL entry, letters to the manufacturer, etc. shall be entered clearly in Box 17, signed by the representative for ESA, and dated.