

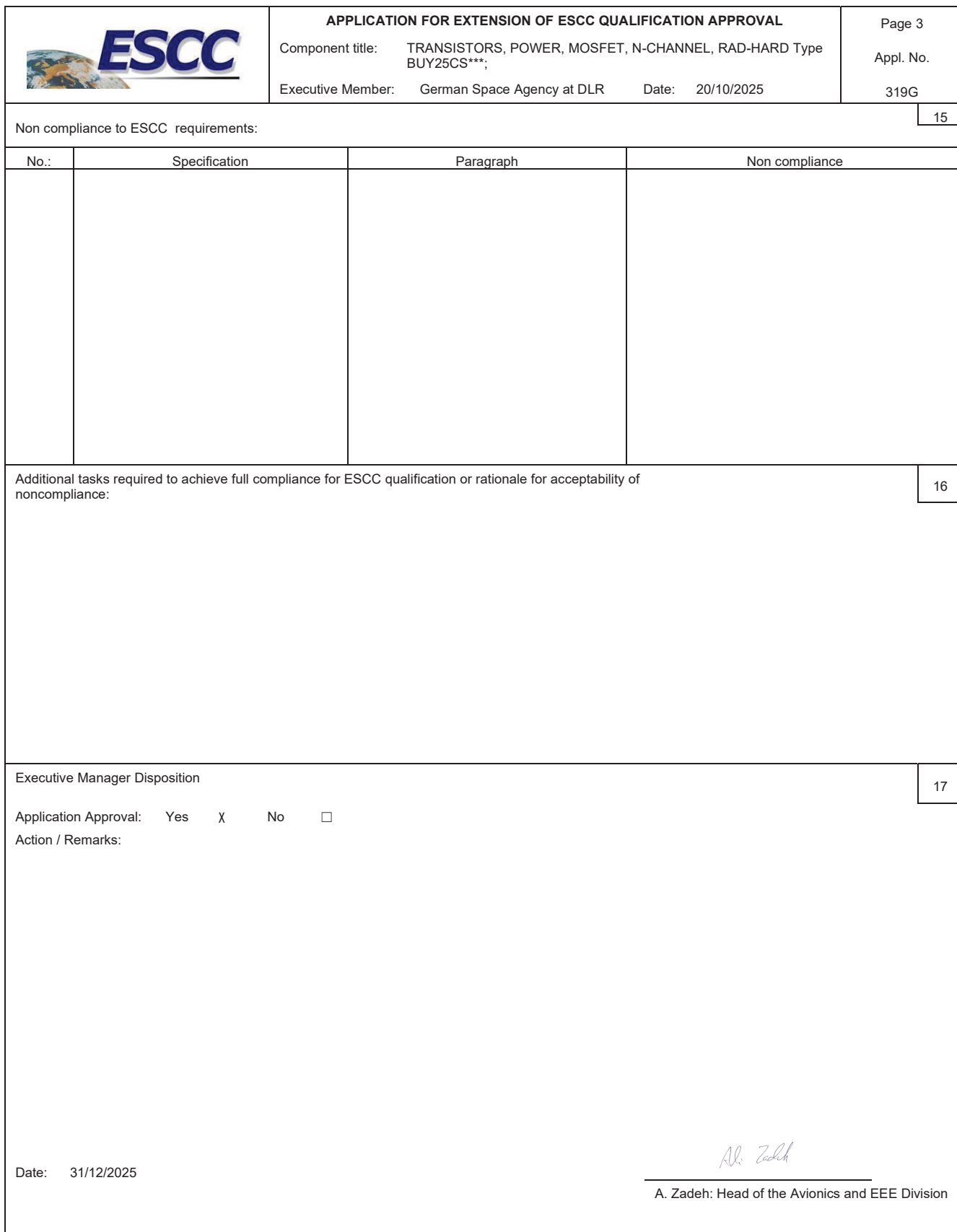

		<b>APPLICATION FOR EXTENSION OF ESCC QUALIFICATION APPROVAL</b>				Page 1  Appl. No.  319G
		Component Title:      TRANSISTORS, POWER, MOSFET, N-CHANNEL, RAD-HARD Type BUY25CS***;				
		Executive Member:      German Space Agency at DLR		Date:      20/10/2025		
Components (including series and families) submitted for Extension of Qualification Approval:						1
ESCC COMPONENT NO.	VARIANTS	RANGE OF COMPONENTS	BASED ON	TEST VEHICLE / S	COMPONENT SIMILAR	
5205/026 5205/027 5205/030 5205/030	01 to 04 01 to 02 01, 02, 04, 05 03, 06		BUY25CS**J-0* BUY25CS54A-0* BUY25CS12K-** BUY25CS45B-**	BUY25CS45B-01 BUY25CS12K-01 BUY15CS57A-01 BUY25CS12J-02	X	
Component Manufacturer Infineon Technologies AG		2	Location of Manufacturing Plant(s) Villach, Austria and Dresden, Germany for Silicon Neubiberg, Germany for packing and screening		3	4
				Date of original qualification approval: Date:      01/01/2012  Certificate Ref No.      319, initial: Aug. 2012		
ESCC Specifications used for Maintenance of qualification testing:  Generic:      5000      Issue:      10  Detail(s):      5205/030      Issue:      3 5205/030      3 5205/031      2 5205/026      4		5	Deviations to LVT testing and Detail Specification used: No <input checked="" type="checkbox"/> Yes <input type="checkbox"/> (supply details in Box 15)  Deviation from current Specifications:  No <input checked="" type="checkbox"/> Yes <input type="checkbox"/> (Supply details)		6	7
				Qualification Extension Report reference and date: 2446LR30, Iss. 1, Sep. 2025 2446LR40, Iss. 1a, Sep. 2025 2446LR50, Iss. 1a, Sep. 2025 2446LR60, Iss. 1a, Sep. 2025		
Summary of procurement or equivalent test results during current validity period in support of this application (those to ESCC listed first)						8
Project Name	Testing Level	LAT	Date code	Quantity Delivered		
Confidential						
PID changes since start of qualification  None <input type="checkbox"/>  Minor* <input checked="" type="checkbox"/>  Major* <input type="checkbox"/> *Provide details in box: See Annex 2 / Confidential		9	Current PID Verified by:      Burak Gökgöz, German Space Agency at DLR  Name of Executive Representative  Generic PID: A63500-GEPID-P000, Issue 2i, 25.09.2025 Detail PID: A63500-L5491-P000, Issue 10, 21.03.2023			10
Current Manufacturing facilities surveyed by:      Burak Gökgöz, German Space Agency at DLR      on      24-25/09/2025 (Name of Executive Representative)      (Date)						11
Satisfactory:      Yes <input checked="" type="checkbox"/> No <input type="checkbox"/> Explain						
Report Reference:      INFINEON-AUD-DLR-09-2025						

	<p align="center"><b>APPLICATION FOR EXTENSION OF ESCC QUALIFICATION APPROVAL</b></p> <p>Component title:   TRANSISTORS, POWER, MOSFET, N-CHANNEL, RAD-HARD Type BUY25CS***;</p> <p>Executive Member:   German Space Agency at DLR                      Date:   20/10/2025</p>	<p align="center">Page 2</p> <p align="center">Appl. No.</p> <p align="center">319G</p>	
<p>Failure Analysis, DPA, NCCS available:    Yes   <input type="checkbox"/>   No   <input checked="" type="checkbox"/>   (Supply data)</p> <p>Ref. No's and purposes:</p>			12
<p>The undersigned hereby certifies on behalf of the ESCC Executive - that the above information is correct; - that the appropriate documentation has been evaluated; - that full compliance to all ESCC requirements is evidence (except as stated in box 15;); - that the reports and data are available at the ESCC Executive and therefore applies on behalf of DLR as the responsible Executive Member for ESCC qualification status to be extended to the component(s) listed herein.</p> <p>Date:           10/12/2025</p> <div style="display: flex; justify-content: space-between; align-items: center;"> <div style="text-align: center;">  <p><b>Burak Gökgöz</b></p> </div> <div style="font-size: small;"> <p>Digital signiert von Burak Gökgöz  DN: PostalCode=51147, O=Deutsches Zentrum fuer Luft- und Raumfahrt e. V. (DLR), STREET=Linder Höhe, S=Nordrhein-Westfalen, C=DE, CN=Burak Gökgöz, E=burak.goekgoez@dlr.de  Grund: Ich bin der Verfasser dieses Dokuments  Ort: Bonn  Datum: 2025.12.10 17:52:40+01'00'  Foxit PDF Editor Version: 14.0.1</p> </div> <div style="text-align: right;"> <p><u>Burak Gökgöz, German Space Agency at DLR</u>  (Signature of the Executive Coordinator)</p> </div> </div>			13
<p>Continuation of Boxes above:</p>			14



	<b>APPLICATION FOR EXTENSION OF ESCC QUALIFICATION APPROVAL</b>		Page 4
	Component Title: TRANSISTORS, POWER, MOSFET, N-CHANNEL, RAD-HARD Type BUY25CS***; Executive Member: German Space Agency at DLR		Appl. No. 319G
Date: 20/10/2025			

ANNEX 1: LIST OF TESTS DONE TO SUPPORT EXTENSION OF QUALIFICATION

Tests conducted in compliance with:

- ESCC 5000 generic specification; Chart F4A (for ESCC/QPL parts)


Tests vehicle identification/description:

2446LR30, 2436A	BUY25CS45B-01, EnvMechSG
-----------------	--------------------------

Detail Specification reference: 5205/030

18

Chart F4A	Test	Tick when done	Conditions	Date Code	Tested Qty	N° of Rejects	Comments if not performed. Comments on Rejection
Environmental/Mechanical Subgroup	Mechanical shock	<input checked="" type="checkbox"/>	MIL-STD-750 TM2016	2436A	17	0	
	Vibration	<input checked="" type="checkbox"/>	MIL-STD-750 TM2056	2436A	17	0	
	Constant acceleration	<input checked="" type="checkbox"/>	MIL-STD-750 TM2006	2436A	17	0	
	Seal Fine leak Gross leak	<input checked="" type="checkbox"/>	MIL-STD-883 TM1014	2436A	17	0	See Appendix 'A' in ESCC Detail Specifications – Deviations from Chart F4A
	Electrical Measurement	<input checked="" type="checkbox"/>	Intermediate and End-Point Electrical Measurements	2436A	17	0	
	External Visual	<input checked="" type="checkbox"/>	ESCC Basic spec 20500	2436A	17	0	
	Thermal shock	<input type="checkbox"/>	MIL-STD-750 TM1056				
	Temperature Cycling	<input checked="" type="checkbox"/>	MIL-STD-883 TM1010	2436A	17	0	See Appendix 'A' in ESCC Detail Specifications – Deviations from Chart F4A
	Moisture Resistance	<input checked="" type="checkbox"/>	MIL-STD-750 TM1021	2436A	17	0	
	Seal Fine leak Gross leak	<input checked="" type="checkbox"/>	MIL-STD-883 TM1014	2436A	17	0	See Appendix 'A' in ESCC Detail Specifications – Deviations from Chart F4A
	Electrical Measurement	<input checked="" type="checkbox"/>	Intermediate and End-Point Electrical Measurements	2436A	17	0	
	External Visual	<input checked="" type="checkbox"/>	ESCC Basic spec 20500	2436A	17	0	
Endurance Subgroup	Operating Life	<input type="checkbox"/>	ESCC 5000 Para. 8.19				
	Electrical Measurement	<input type="checkbox"/>	Intermediate and End-Point Electrical Measurements				
	Seal Fine leak Gross leak	<input type="checkbox"/>	MIL-STD-883 TM1014				See Appendix 'A' in ESCC Detail Specifications – Deviations from Chart F4A
	External Visual Inspection	<input type="checkbox"/>	ESCC Basic spec 20500				
Assembly Capability Subgroup	Permanence of Marking	<input type="checkbox"/>	ESCC Basic Spec 24800				
	Terminal Strength	<input type="checkbox"/>	ESCC 5000 Para. 8.18				
	Internal Visual	<input type="checkbox"/>	ESCC Basic Spec 20400				
	Bond Strength	<input type="checkbox"/>	MIL-STD-750 TM 2037				
	Die Shear	<input type="checkbox"/>	MIL-STD-750 TM 2017				
Additional Tests	Internal Gas Analysis	<input type="checkbox"/>	MIL-STD-883 TM 2036				

		<b>APPLICATION FOR EXTENSION OF ESCC QUALIFICATION APPROVAL</b>					Page 5
		Component Title: TRANSISTORS, POWER, MOSFET, N-CHANNEL, RAD-HARD Type BUY25CS***;					Appl. No.
		Executive Member: German Space Agency at DLR			Date: 20/10/2025		319G

ANNEX 1: LIST OF TESTS DONE TO SUPPORT EXTENSION OF QUALIFICATION
 

18

Tests conducted in compliance with:


- ESCC 5000 generic specification; Chart F4A (for ESCC/QPL parts)

Tests vehicle identification/description:

2446LR40, 2441A	BUY25CS12K-01, AssCapSG
-----------------	-------------------------

Detail Specification reference: 5205/030

Chart F4A	Test	Tick when done	Conditions	Date Code	Tested Qty	N° of Rejects	Comments if not performed. Comments on Rejection
Environmental/Mechanical Subgroup	Mechanical shock	<input type="checkbox"/>	MIL-STD-750 TM2016				
	Vibration	<input type="checkbox"/>	MIL-STD-750 TM2056				
	Constant acceleration	<input type="checkbox"/>	MIL-STD-750 TM2006				
	Seal Fine leak Gross leak	<input type="checkbox"/>	MIL-STD-883 TM1014				See Appendix 'A' in ESCC Detail Specifications – Deviations from Chart F4A
	Electrical Measurement	<input type="checkbox"/>	Intermediate and End-Point Electrical Measurements				
	External Visual	<input type="checkbox"/>	ESCC Basic spec 20500				
	Thermal shock	<input type="checkbox"/>	MIL-STD-750 TM1056				
	Temperature Cycling	<input type="checkbox"/>	MIL-STD-883 TM1010				See Appendix 'A' in ESCC Detail Specifications – Deviations from Chart F4A
	Moisture Resistance	<input type="checkbox"/>	MIL-STD-750 TM1021				
	Seal Fine leak Gross leak	<input type="checkbox"/>	MIL-STD-883 TM1014				See Appendix 'A' in ESCC Detail Specifications – Deviations from Chart F4A
	Electrical Measurement	<input type="checkbox"/>	Intermediate and End-Point Electrical Measurements				
	External Visual	<input type="checkbox"/>	ESCC Basic spec 20500				
Endurance Subgroup	Operating Life	<input type="checkbox"/>	ESCC 5000 Para. 8.19				
	Electrical Measurement	<input type="checkbox"/>	Intermediate and End-Point Electrical Measurements				
	Seal Fine leak Gross leak	<input type="checkbox"/>	MIL-STD-883 TM1014				See Appendix 'A' in ESCC Detail Specifications – Deviations from Chart F4A
	External Visual Inspection	<input type="checkbox"/>	ESCC Basic spec 20500				
Assembly Capability Subgroup	Permanence of Marking	<input type="checkbox"/>	ESCC Basic Spec 24800				Not applicable
	Terminal Strength	<input checked="" type="checkbox"/>	ESCC 5000 Para. 8.18	2441A	7	0	
	Internal Visual	<input checked="" type="checkbox"/>	ESCC Basic Spec 20400	2441A	7	0	
	Bond Strength	<input checked="" type="checkbox"/>	MIL-STD-750 TM 2037	2441A	7	0	
	Die Shear	<input checked="" type="checkbox"/>	MIL-STD-750 TM 2017	2441A	7	0	
Additional Tests	Internal Gas Analysis	<input type="checkbox"/>	MIL-STD-883 TM 2036				

		<b>APPLICATION FOR EXTENSION OF ESCC QUALIFICATION APPROVAL</b>					Page 6
		Component Title: TRANSISTORS, POWER, MOSFET, N-CHANNEL, RAD-HARD Type BUY25CS***;					Appl. No.
		Executive Member: German Space Agency at DLR			Date: 20/10/2025		319G

ANNEX 1: LIST OF TESTS DONE TO SUPPORT EXTENSION OF QUALIFICATION
 

18

Tests conducted in compliance with:


- ESCC 5000 generic specification; Chart F4A (for ESCC/QPL parts)

Tests vehicle identification/description:

2446LR50, 2508C	BUY15CS57A-01, AssCapSG, EndSG
-----------------	--------------------------------

Detail Specification reference: 5205/031

Chart F4A	Test	Tick when done	Conditions	Date Code	Tested Qty	N° of Rejects	Comments if not performed. Comments on Rejection
Environmental/Mechanical Subgroup	Mechanical shock	<input type="checkbox"/>	MIL-STD-750 TM2016				
	Vibration	<input type="checkbox"/>	MIL-STD-750 TM2056				
	Constant acceleration	<input type="checkbox"/>	MIL-STD-750 TM2006				
	Seal Fine leak Gross leak	<input type="checkbox"/>	MIL-STD-883 TM1014				See Appendix 'A' in ESCC Detail Specifications – Deviations from Chart F4A
	Electrical Measurement	<input type="checkbox"/>	Intermediate and End-Point Electrical Measurements				
	External Visual	<input type="checkbox"/>	ESCC Basic spec 20500				
	Thermal shock	<input type="checkbox"/>	MIL-STD-750 TM1056				
	Temperature Cycling	<input type="checkbox"/>	MIL-STD-883 TM1010				See Appendix 'A' in ESCC Detail Specifications – Deviations from Chart F4A
	Moisture Resistance	<input type="checkbox"/>	MIL-STD-750 TM1021				
	Seal Fine leak Gross leak	<input type="checkbox"/>	MIL-STD-883 TM1014				See Appendix 'A' in ESCC Detail Specifications – Deviations from Chart F4A
	Electrical Measurement	<input type="checkbox"/>	Intermediate and End-Point Electrical Measurements				
	External Visual	<input type="checkbox"/>	ESCC Basic spec 20500				
Endurance Subgroup	Operating Life	<input checked="" type="checkbox"/>	ESCC 5000 Para. 8.19	2508C	17	0	
	Electrical Measurement	<input checked="" type="checkbox"/>	Intermediate and End-Point Electrical Measurements	2508C	17	0	
	Seal Fine leak Gross leak	<input checked="" type="checkbox"/>	MIL-STD-883 TM1014	2508C	17	0	See Appendix 'A' in ESCC Detail Specifications – Deviations from Chart F4A
	External Visual Inspection	<input checked="" type="checkbox"/>	ESCC Basic spec 20500	2508C	17	0	
Assembly Capability Subgroup	Permanence of Marking	<input type="checkbox"/>	ESCC Basic Spec 24800				
	Terminal Strength	<input type="checkbox"/>	ESCC 5000 Para. 8.18				
	Internal Visual	<input checked="" type="checkbox"/>	ESCC Basic Spec 20400	2508C	6	0	
	Bond Strength	<input checked="" type="checkbox"/>	MIL-STD-750 TM 2037	2508C	6	0	
	Die Shear	<input checked="" type="checkbox"/>	MIL-STD-750 TM 2017	2508C	6	0	
Additional Tests	Internal Gas Analysis	<input type="checkbox"/>	MIL-STD-883 TM 2036				

		<b>APPLICATION FOR EXTENSION OF ESCC QUALIFICATION APPROVAL</b>					Page 7
		Component Title: TRANSISTORS, POWER, MOSFET, N-CHANNEL, RAD-HARD Type BUY25CS***;					Appl. No.
		Executive Member: German Space Agency at DLR			Date: 20/10/2025		319G

ANNEX 1: LIST OF TESTS DONE TO SUPPORT EXTENSION OF QUALIFICATION
 

18

Tests conducted in compliance with:


- ESCC 5000 generic specification; Chart F4A (for ESCC/QPL parts)

Tests vehicle identification/description:

2446LR60, 2508B	BUY25CS12J-02, EnvMechSG, EndSG
-----------------	---------------------------------

Detail Specification reference: 5205/026

Chart F4A	Test	Tick when done	Conditions	Date Code	Tested Qty	N° of Rejects	Comments if not performed. Comments on Rejection
Environmental/Mechanical Subgroup	Mechanical shock	<input checked="" type="checkbox"/>	MIL-STD-750 TM2016	2508B	17	0	
	Vibration	<input checked="" type="checkbox"/>	MIL-STD-750 TM2056	2508B	17	0	
	Constant acceleration	<input checked="" type="checkbox"/>	MIL-STD-750 TM2006	2508B	17	0	
	Seal Fine leak Gross leak	<input checked="" type="checkbox"/>	MIL-STD-883 TM1014	2508B	17	0	See Appendix 'A' in ESCC Detail Specifications – Deviations from Chart F4A
	Electrical Measurement	<input checked="" type="checkbox"/>	Intermediate and End-Point Electrical Measurements	2508B	17	0	
	External Visual	<input checked="" type="checkbox"/>	ESCC Basic spec 20500	2508B	17	0	
	Thermal shock	<input type="checkbox"/>	MIL-STD-750 TM1056				
	Temperature Cycling	<input checked="" type="checkbox"/>	MIL-STD-883 TM1010	2508B	17	0	See Appendix 'A' in ESCC Detail Specifications – Deviations from Chart F4A
	Moisture Resistance	<input checked="" type="checkbox"/>	MIL-STD-750 TM1021	2508B	17	0	
	Seal Fine leak Gross leak	<input checked="" type="checkbox"/>	MIL-STD-883 TM1014	2508B	17	0	See Appendix 'A' in ESCC Detail Specifications – Deviations from Chart F4A
	Electrical Measurement	<input checked="" type="checkbox"/>	Intermediate and End-Point Electrical Measurements	2508B	17	0	
	External Visual	<input checked="" type="checkbox"/>	ESCC Basic spec 20500	2508B	17	0	
Endurance Subgroup	Operating Life	<input checked="" type="checkbox"/>	ESCC 5000 Para. 8.19	2508B	17	0	
	Electrical Measurement	<input checked="" type="checkbox"/>	Intermediate and End-Point Electrical Measurements	2508B	17	0	
	Seal Fine leak Gross leak	<input checked="" type="checkbox"/>	MIL-STD-883 TM1014	2508B	17	0	See Appendix 'A' in ESCC Detail Specifications – Deviations from Chart F4A
	External Visual Inspection	<input checked="" type="checkbox"/>	ESCC Basic spec 20500	2508B	17	0	
Assembly Capability Subgroup	Permanence of Marking	<input type="checkbox"/>	ESCC Basic Spec 24800				
	Terminal Strength	<input type="checkbox"/>	ESCC 5000 Para. 8.18				
	Internal Visual	<input type="checkbox"/>	ESCC Basic Spec 20400				
	Bond Strength	<input type="checkbox"/>	MIL-STD-750 TM 2037				
	Die Shear	<input type="checkbox"/>	MIL-STD-750 TM 2017				
Additional Tests	Internal Gas Analysis	<input type="checkbox"/>	MIL-STD-883 TM 2036				

	<p align="center"><b>APPLICATION FOR EXTENSION OF ESCC QUALIFICATION APPROVAL</b></p> <p>Component title: TRANSISTORS, POWER, MOSFET, N-CHANNEL, RAD-HARD Type BUY25CS***;</p> <p>Executive Member: German Space Agency at DLR      Date: 20/10/2025</p>	<p>Page 9</p> <p>Appl. No.</p> <p>319G</p>
<p align="center"><b>NOTES ON THE COMPLETION OF THE APPLICATION FORM FOR ESCC QUALIFICATION EXTENSION APPROVAL</b></p>		
<p><b>ENTRIES</b> Form heading</p>	<p>shall indicate: - the title of the component as given in its detail specification or the name of the series, family; - the Executive Member; - the entering date; - the certificate number and its sequential suffix.</p>	
<p><b>Box 1</b></p>	<p>shall provide details given in the table; in particular there shall be listed: - the variants or range of variants; - the range of components (the ESCC code is recommended to indicate the values or values range, the tolerance, the voltage, etc); the designation given in the detail specification as 'base on'; - under Test Vehicle enter either an ESCC code or the specific characteristic capable of identifying the component tested (e.g., voltage of coil for a relay); - under component similar enter a cross if relevant.</p>	
<p><b>Box 2; 3 and 4</b></p>	<p>As per QPL entry; otherwise, an explanation of the changes must be supplied.</p>	
<p><b>Box 5</b></p>	<p>Will show the ESCC Generic and Detail specifications, including issue number and revision letter, current at the time the tests reported were performed. If the specifications are different from those current on the date of the application, see Box 6.</p>	
<p><b>Box 6</b></p>	<p>Will show the deviations from the Generic and Detail Specifications listed in Box 5, in particular deviations from testing. In case of deviations this must be listed in Box 15. In case the referenced specification in Box 5 have currently a different issue and/or revision indicate also whether the test data deviates or not from such current documents.</p>	
<p><b>Box 7</b></p>	<p>Must reference the report(s) supplied in support of the application.</p>	
<p><b>Box 8</b></p>	<p>Should provide the details of procurement to the full ESCC System, documentation of all of which should already have been delivered to the ESCC Executive under the terms of the relevant Generic Specification. An appropriate table has been drawn in this box.</p>	
<p><b>Box 9</b></p>	<p>If the PID evolved after the Original Qualification or after the last Extension of Qualification, adequate details of such evolution shall be provided together with the reasons for the changes. Major changes shall be clearly marked.</p>	
<p><b>Box 10</b></p>	<p>Identify the current PID issue status, date and actual date of verification. The date of verification of the current PID should be arranged as close as possible to the required date of extension.</p>	
<p><b>Box 11</b></p>	<p>This box can be completed only after a physical visit to the plant to confirm that no unexplained changes occurred and that the practices, procedures, material, etc. used in manufacturing the components are as described in the PID. This survey shall be carried out in accordance with the requirements of ESCC Basic Specification No. 20200 and its findings shall be recorded.</p>	
<p><b>Box 12</b></p>	<p>Provide details of, or reference to, any Destructive Physical Analysis (DPA) and Failure Analysis reports as well as any Nonconformance(s) (NCCS) occurred during the qualification validity period, stating if established corrective action have produced satisfactory results.</p>	
<p><b>Box 13</b></p>	<p>Enter only the name of the Executive Member (i.e., CNES, DLR, ESTEC, etc.) and the signature of the responsible Executive Coordinator.</p>	
<p><b>Box 14</b></p>	<p>To be used when there is a need to expand any of the boxes from 1 through 12. Identify box affected and reference the Box 14 in the relevant Box. Box 14 can be broken into 14a, 14b, etc. if several boxes have to be expanded.</p>	
<p><b>Box 15</b></p>	<p>Fill in Table as requested.</p>	
<p><b>Box 16</b></p>	<p>Any additional action deemed necessary by the Executive Member to bring the submitted data to a standard likely to be accepted by the ESCC Executive should be listed herein or the reason(s) to accept the noncompliance.</p>	
<p><b>Box 17</b></p>	<p>All Executive Manager recommendations on the application itself, special conditions or restrictions, modifications of the QPL or QML entry, letters to the manufacturer, etc. shall be entered clearly in Box 19, signed by the representative for ESA, and dated.</p>	
<p><b>Box 18</b></p>	<p>Fill in Table as requested.</p>	
<p><b>Box 19</b></p>	<p>Confidential Details of PID changes including those of a confidential nature, shall be provided.</p>	
<p><b>Box 20</b></p>	<p>State noncompliance with reference to specification(s) and paragraph(s). To simplify reference in Box 16 each nonconformance shall be sequentially numbered. If relevant state 'None'.</p>	
<p><b>Box 21</b></p>	<p>Any additional action deemed necessary by the Executive Member to bring the submitted data to a standard likely to be accepted by the ESCC Executive should be listed herein or the reason(s) to accept the noncompliance.</p>	
<p><b>Box 22</b></p>	<p>Additional Comments.</p>	