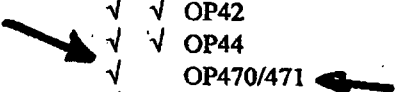


Analog Devices, Inc. Space Qualified Parts List

Radiation Tolerance of Selected Analog Devices Products

Radiation Tolerance Category RAD(Si)	Data Available*		Product	Description
	G	N		
Strategic Levels				
200K to 1Meg rad +	√		AD565	Complete High Speed 12-Bit DAC
	√		AD584	Pin Programmable Precision Voltage Ref
			AD586	High Precision 5V Reference
	√		AD590	Two Terminal IC Temperature Transducer
	√		AD640	DC Coupled Demodulating 120 MHz Log Amp
			AD834	500 MHz Four Quadrant Multiplier
	√		AD9617	Low Distortion, Wide Bandwidth OP Amp
	√		AD96685 / AD96687	Single / Dual High Speed Voltage Comparator
	√		AD9696	Ultra Fast TTL Compatible Comparator
	√		AMP02	High Accuracy 8-Pin Instrumentation Amp
	√		CMP01	Fast Precision Comparator
			CMP02	Low-Input-Current Comparator
	√	√	DAC08	8-Bit D/A Converter
			DAC100	10-Bit D/A Converter
	√	√	DAC312	12-Bit High Speed Multiplying DAC
	√	√	MUX08	8-Channel JFET Analog Multiplexer
	√		MUX16	16-Channel JFET Analog Multiplexer
			MUX24	Dual 4-Channel JFET Analog Multiplexer
			MUX28	Dual 8-Channel JFET Analog Multiplexer
			OP01	High-Speed Op Amp
	√	√	OP02 / PM741	General Purpose Op Amp
	√	√	OP07/OP77/OP207	Low-Noise Precision Op Amp
	√	√	OP11	Quad Matched 741-Type Op Amp
	√	√	OP15 / PM155	High-Speed JFET-Input Op Amp
	√		OP16 / PM156	High-Speed JFET-Input Op Amp
	√	√	OP17 / PM157	High-Speed JFET-Input Op Amp
	√	√	OP215	Dual Precision JFET-Input Op Amp
	√	√	OP249	Dual Precision High Speed Op Amp
	√		OP160 / OP260	Dual High Speed Current Feedback Op Amp
	√		OP27 / OP227	High-Speed Low-Noise Precision Op Amp
	√		OP270 / 271	Dual/Quad Low Noise Precision Op Amp
	√		OP37	High-Speed Low-Noise Precision Op Amp
	√	√	OP42	High-Speed FET-Input Op Amp
	√	√	OP44	High-Speed FET-Input Op Amp
	√		OP470/471	Dual/Quad Low Noise Precision Op Amp
	√		OP61	Wide Bandwidth Precision Op Amp
			OP64	High Speed Wide Bandwidth Op Amp
	√	√	REF01 / REF10	+10V Precision Reference
	√	√	REF02 / REF05	+5V Precision Reference
	√	√	SMP11	Low Droop Rate Sample & Hold Amp



→ Telefax

N° fax:	31 71 565 6637 / 6040
Para:	H. LINDEKUGEL - J. MINNIE
De:	H. DOMINGUEZ
Fecha:	9/8/99
N° Hojas:	35

34 5 4460860

Tested August 23, 1995

Q1315011.WK1

Page 1 of 34

RADIATION TEST REPORT

PRODUCT: OP471-073Y

MASK: 1470X_6A3

FILE: DC9530A.XLS

DATE CODE: 9530

GAMMA: 0, 5K,10K,15K,20K,30K
and 48 Hour Anneal

GAMMA SOURCE: Co60

DOSE RATE: 1.39 rad/sec

FACILITIES: LSI Logic

TESTED: 8/23/1995

5Krad	Time	Date	*Radiation	5K Test	Time	Date
Start	8:58	23/08/95	Biased +25C	Start	10:09	23/08/95
Stop	9:58	23/08/95		Stop	10:11	23/08/95
10Krad				10K Test		
Start	10:13	23/08/95		Start	11:29	23/08/95
Stop	11:13	23/08/95		Stop	11:31	23/08/95
15Krad				15K Test		
Start	11:33	23/08/95		Start	12:43	23/08/95
Stop	12:33	23/08/95		Stop	12:45	23/08/95
20Krad				20K Test		
Start	12:47	23/08/95		Start	13:49	23/08/95
Stop	13:47	23/08/95		Stop	13:52	23/08/95
30Krad				30K Test		
Start	13:53	23/08/95	Start	16:18	23/08/95	
Stop	15:53	23/08/95	Stop	16:20	23/08/95	
48Hr. Anneal			*Biased	48Hr. Test		
Start	16:55	23/08/95	Anneal	Start	16:31	25/08/95
Stop	16:30	25/08/95	+25c	Stop	16:33	25/08/95

Serial Number 1 was used as the control unit.

Devices were kept under bias both during irradiation and anneal.

34 5 4460860

Test#5

ISY+ @ 15V

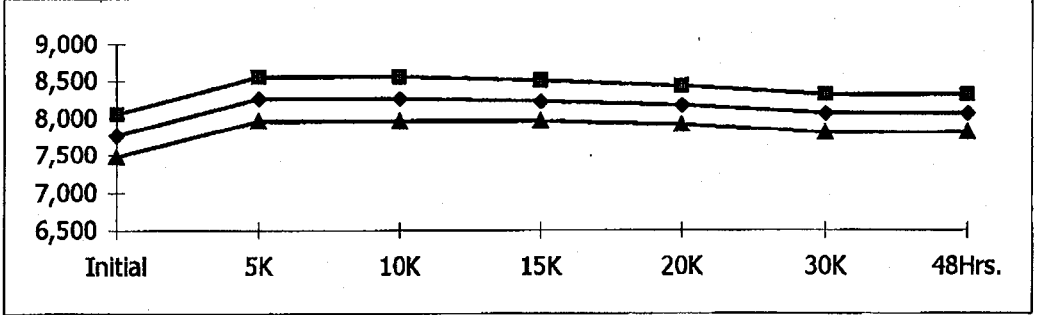
mA

Tested August 23, 1995

Device	Initial	5K	10K	15K	20K	30K	48Hrs.
1	7,687	7,702	7,716	7,719	7,729	7,745	7,750
3	7,822	8,384	8,372	8,334	8,271	8,176	8,166
4	7,668	8,136	8,107	8,088	8,031	7,938	7,932
5	7,758	8,332	8,313	8,264	8,191	8,073	8,083
6	7,673	8,202	8,232	8,211	8,147	8,042	8,033
7	7,892	8,233	8,268	8,247	8,179	8,044	8,076

Page 2 of 34

Min	7,668	8,136	8,107	8,088	8,031	7,938	7,932
Max	7,892	8,384	8,372	8,334	8,271	8,176	8,166
Stddev	0,097	0,100	0,099	0,091	0,087	0,085	0,085
Mean	7,763	8,257	8,258	8,229	8,164	8,055	8,058
M+3S	8,052	8,557	8,557	8,500	8,425	8,310	8,314
M-3S	7,473	7,957	7,960	7,957	7,902	7,799	7,802



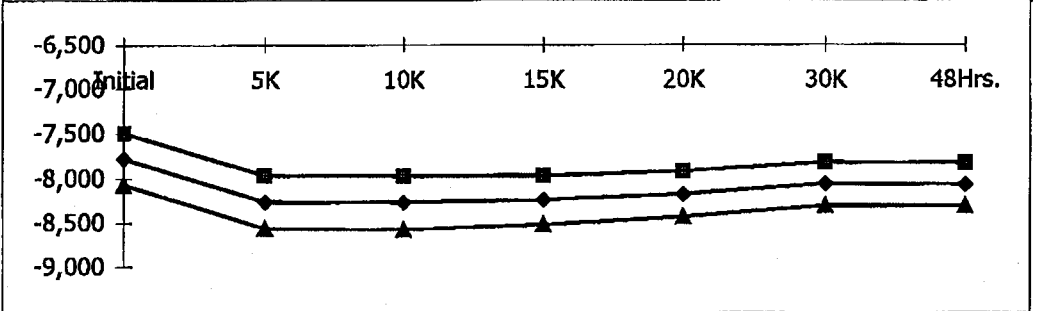
Test#6

ISY- @ 15V

mA

Device	Initial	5K	10K	15K	20K	30K	48Hrs.
1	-7,705	-7,720	-7,729	-7,738	-7,746	-7,762	-7,764
3	-7,846	-8,393	-8,389	-8,355	-8,287	-8,185	-8,174
4	-7,692	-8,142	-8,121	-8,105	-8,051	-7,959	-7,954
5	-7,785	-8,343	-8,329	-8,286	-8,207	-8,089	-8,095
6	-7,693	-8,221	-8,243	-8,229	-8,169	-8,063	-8,050
7	-7,912	-8,244	-8,296	-8,267	-8,196	-8,052	-8,098

Min	-7,912	-8,393	-8,389	-8,355	-8,287	-8,185	-8,174
Max	-7,692	-8,142	-8,121	-8,105	-8,051	-7,959	-7,954
Stddev	0,096	0,100	0,101	0,092	0,085	0,081	0,081
Mean	-7,786	-8,269	-8,276	-8,248	-8,182	-8,070	-8,074
M+3S	-7,497	-7,969	-7,972	-7,972	-7,926	-7,826	-7,832
M-3S	-8,074	-8,568	-8,580	-8,525	-8,438	-8,313	-8,316



34 5 4460860

Test#7

VOS A

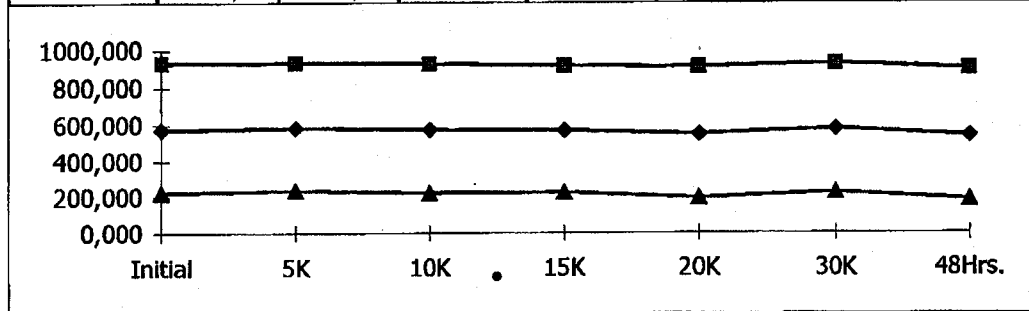
uV

Tested August 23, 1995

Device	Initial	5K	10K	15K	20K	30K	48Hrs
1	341,059	336,222	343,478	338,641	345,897	343,478	338,641
3	607,134	616,810	607,134	602,296	582,945	614,391	573,270
4	447,489	452,327	437,814	437,814	411,206	442,652	403,950
5	551,500	563,595	551,500	551,500	524,893	551,500	515,217
6	507,961	522,474	515,217	512,799	498,285	517,636	486,191
7	757,103	759,522	749,847	745,009	730,496	752,266	720,821

Page 3 of 34

Min	447,489	452,327	437,814	437,814	411,206	442,652	403,950
Max	757,103	759,522	749,847	745,009	730,496	752,266	720,821
Stddev	117,789	115,562	116,741	114,846	118,566	116,545	118,134
Mean	574,237	582,946	572,302	569,884	549,565	575,689	539,890
M+3S	927,604	929,632	922,526	914,422	905,264	925,325	894,291
M-3S	220,871	236,259	222,079	225,345	193,866	226,053	185,489



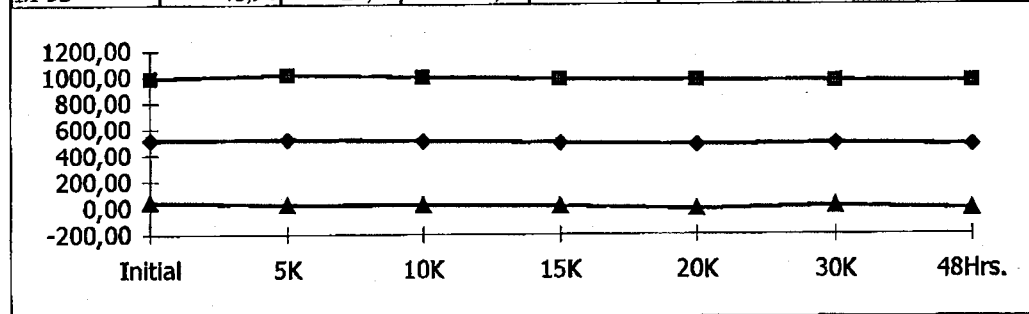
Test#8

VOS B

uV

Device	Initial	5K	10K	15K	20K	30K	48Hrs.
1	575,689	580,527	580,527	578,108	582,945	582,945	578,108
3	607,134	619,228	602,296	590,202	573,270	580,527	566,013
4	563,595	566,013	553,919	544,244	527,312	534,568	517,636
5	549,081	563,595	549,081	536,987	520,055	522,474	515,217
6	614,391	624,066	611,972	602,296	592,621	597,459	585,364
7	237,048	229,792	222,535	212,860	193,509	210,441	191,090

Min	237,05	229,79	222,54	212,86	193,51	210,44	191,09
Max	614,39	624,07	611,97	602,30	592,62	597,46	585,36
Stddev	157,44	165,01	162,01	161,51	163,78	158,85	161,64
Mean	514,25	520,54	507,96	497,32	481,35	489,09	475,06
M+3S	986,56	1015,57	993,99	981,84	972,69	965,64	959,97
M-3S	41,94	25,51	21,93	12,79	-9,98	12,55	-9,84



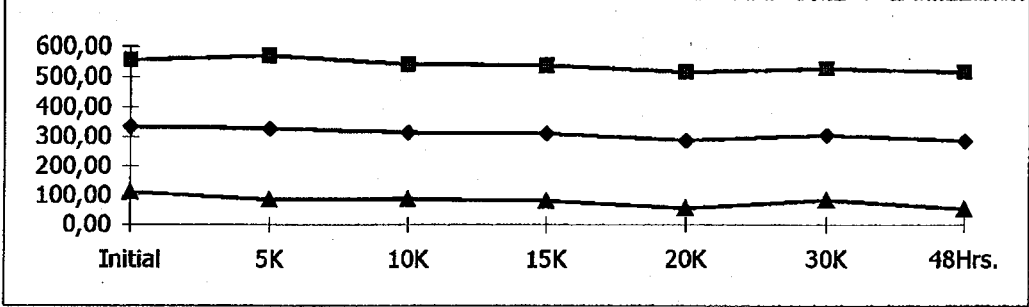
Test#9 34 5 4460860 **VOS C** **uV**

Tested August 23, 1995

Page 4 of 34

Device	Initial	5K	10K	15K	20K	30K	48Hrs
1	178,996	186,252	186,252	186,252	188,671	186,252	181,415
3	430,557	430,557	408,788	403,950	382,180	401,531	379,761
4	241,886	224,954	215,279	210,441	183,833	210,441	183,833
5	360,410	355,573	341,059	341,059	314,452	333,803	319,290
6	355,573	357,991	345,897	336,222	314,452	324,127	309,614
7	278,169	268,494	263,656	256,399	237,048	256,399	232,211

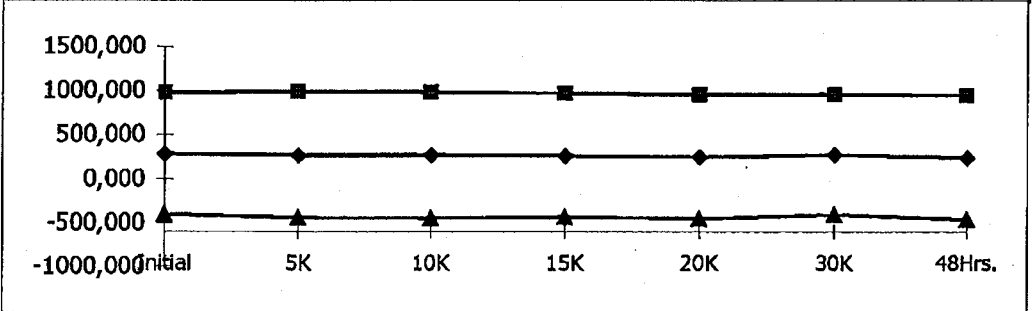
Min	241,89	224,95	215,28	210,44	183,83	210,44	183,83
Max	430,56	430,56	408,79	403,95	382,18	401,53	379,76
Stddev	74,31	81,14	75,85	76,26	76,98	73,85	77,11
Mean	333,32	327,51	314,94	309,61	286,39	305,26	284,94
M+3S	556,24	570,94	542,47	538,40	517,33	526,82	516,27
M-3S	110,40	84,09	87,40	80,83	55,46	83,70	53,62



Test#10 **VOS D** **uV**

Device	Initial	5K	10K	15K	20K	30K	48Hrs
1	674,862	674,862	679,700	674,862	679,700	677,281	672,443
3	195,928	178,996	176,577	178,996	162,064	193,509	140,294
4	-74,985	-94,336	-101,592	-94,336	-116,105	-77,404	-120,943
5	476,516	481,353	466,840	464,421	445,070	469,259	437,814
6	321,709	316,871	314,452	309,614	299,939	326,546	290,263
7	476,516	469,259	466,840	462,002	447,489	466,840	440,233

Min	-74,985	-94,336	-101,592	-94,336	-116,105	-77,404	-120,943
Max	476,516	481,353	466,840	464,421	447,489	469,259	440,233
Stddev	230,247	238,533	237,767	232,962	235,206	228,048	235,553
Mean	279,137	270,429	264,623	264,139	247,691	275,750	237,532
M+3S	969,879	986,029	977,923	963,024	953,309	959,893	944,191
M-3S	-411,605	-445,171	-448,676	-434,745	-457,926	-408,393	-469,127



Test# 34 5 4460860

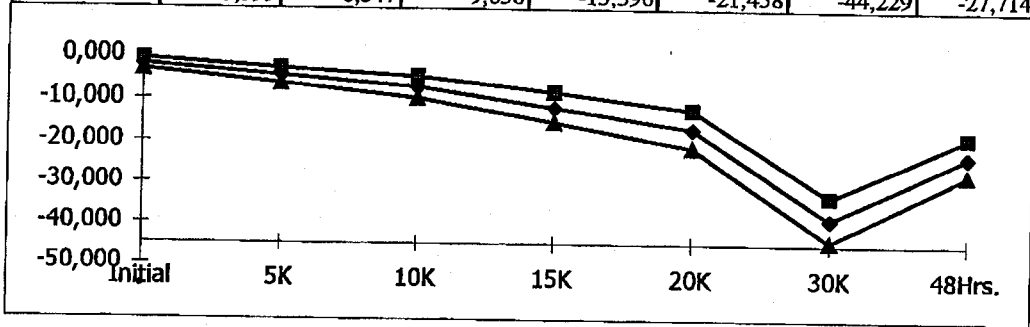
IB+ A

nA

Tested August 23, 1995

Device	Initial	5K	10K	15K	20K	30K	48Hrs.
1	-2,115	-2,244	-2,201	-2,105	-2,154	-1,553	-2,263
3	-2,017	-4,053	-6,137	-10,184	-15,145	-36,484	-21,403
4	-2,205	-4,588	-6,932	-11,075	-15,563	-36,956	-21,756
5	-1,607	-3,932	-6,721	-11,919	-17,000	-40,188	-24,056
6	-2,749	-5,123	-8,073	-13,058	-18,568	-40,117	-24,460
7	-2,232	-5,208	-7,959	-12,796	-18,172	-39,849	-24,375

Min	-2,749	-5,208	-8,073	-13,058	-18,568	-40,188	-24,460
Max	-1,607	-3,932	-6,137	-10,184	-15,145	-36,484	-21,403
Stddev	0,412	0,589	0,831	1,196	1,523	1,837	1,501
Mean	-2,162	-4,581	-7,164	-11,806	-16,890	-38,719	-23,210
M+3S	-0,925	-2,814	-4,671	-8,217	-12,321	-33,209	-18,706
M-3S	-3,399	-6,347	-9,658	-15,396	-21,458	-44,229	-27,714



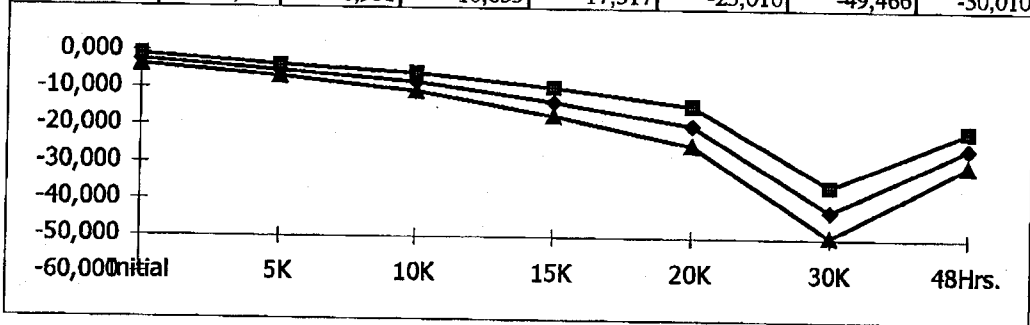
Test#12

IB- A

nA

Device	Initial	5K	10K	15K	20K	30K	48Hrs.
1	-2,622	-2,448	-2,509	-2,596	-2,531	-2,648	-2,585
3	-2,586	-5,491	-8,335	-12,774	-18,216	-40,393	-24,181
4	-2,600	-4,899	-7,622	-12,179	-18,082	-40,366	-23,588
5	-1,944	-4,899	-7,398	-12,772	-18,860	-43,343	-25,405
6	-2,835	-5,513	-9,163	-14,517	-21,256	-43,387	-26,262
7	-3,223	-6,133	-9,171	-15,148	-21,887	-45,712	-27,415

Min	-3,223	-6,133	-9,171	-15,148	-21,887	-45,712	-27,415
Max	-1,944	-4,899	-7,398	-12,179	-18,082	-40,366	-23,588
Stddev	0,466	0,515	0,832	1,280	1,783	2,275	1,547
Mean	-2,638	-5,387	-8,338	-13,478	-19,660	-42,640	-25,370
M+3S	-1,241	-3,843	-5,841	-9,639	-14,310	-35,814	-20,730
M-3S	-4,034	-6,931	-10,835	-17,317	-25,010	-49,466	-30,010



34 5 4460860

Test#13

IB+ B

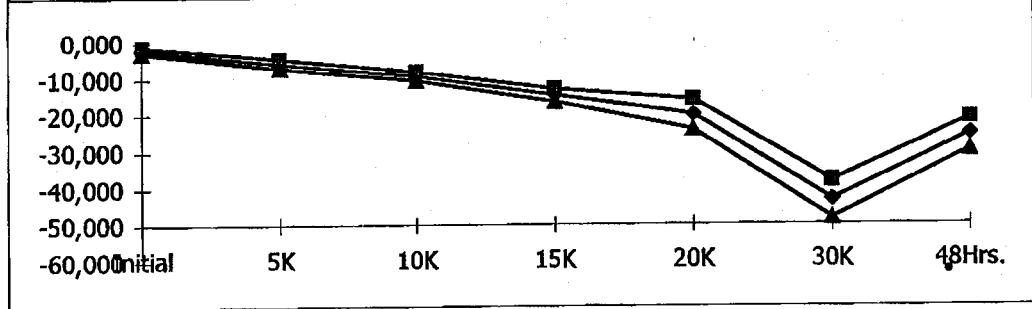
nA

Tested August 23, 1995

Page 6 of 34

Device	Initial	5K	10K	15K	20K	30K	48Hrs.
1	-1,921	-1,799	-1,717	-1,679	-1,749	-1,577	-1,977
3	-2,041	-5,432	-9,226	-14,279	-19,712	-43,023	-24,862
4	-1,648	-5,495	-9,068	-14,312	-18,349	-40,494	-23,654
5	-2,120	-5,875	-9,051	-14,325	-19,532	-43,569	-25,561
6	-1,978	-6,232	-9,573	-15,123	-21,146	-44,714	-27,030
7	-2,410	-6,410	-9,994	-15,560	-21,777	-44,607	-26,796

Min	-2,410	-6,410	-9,994	-15,560	-21,777	-44,714	-27,030
Max	-1,648	-5,432	-9,051	-14,279	-18,349	-40,494	-23,654
Stddev	0,274	0,434	0,401	0,588	1,364	1,712	1,397
Mean	-2,039	-5,889	-9,382	-14,720	-20,103	-43,281	-25,581
M+3S	-1,217	-4,587	-8,179	-12,955	-16,010	-38,144	-21,390
M-3S	-2,862	-7,191	-10,586	-16,485	-24,196	-48,418	-29,772



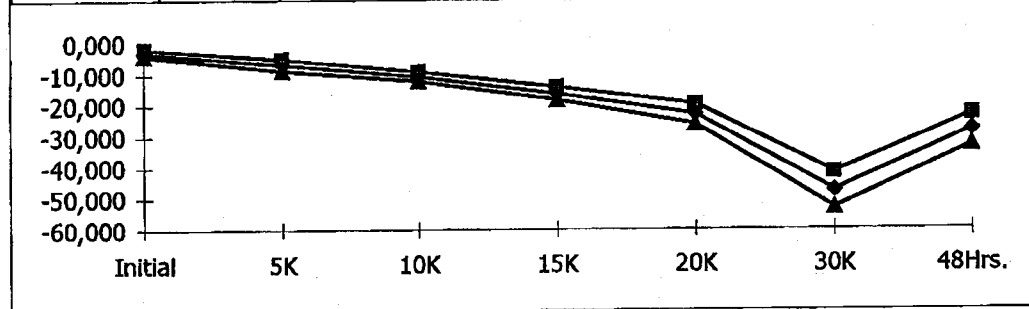
Test#14

IB- B

nA

Device	Initial	5K	10K	15K	20K	30K	48Hrs.
1	-2,611	-2,464	-2,481	-2,596	-2,523	-2,569	-2,528
3	-3,190	-6,631	-10,348	-16,353	-22,900	-48,085	-27,185
4	-3,201	-7,294	-10,947	-16,405	-22,395	-45,288	-26,598
5	-2,556	-6,718	-10,717	-16,200	-23,078	-47,583	-28,994
6	-3,198	-7,764	-11,583	-17,576	-25,080	-50,533	-30,818
7	-2,455	-6,092	-10,354	-15,697	-22,488	-46,960	-27,816

Min	-3,201	-7,764	-11,583	-17,576	-25,080	-50,533	-30,818
Max	-2,455	-6,092	-10,348	-15,697	-22,395	-45,288	-26,598
Stddev	0,380	0,644	0,511	0,691	1,095	1,907	1,673
Mean	-2,920	-6,900	-10,790	-16,446	-23,188	-47,690	-28,282
M+3S	-1,780	-4,967	-9,257	-14,374	-19,904	-41,968	-23,263
M-3S	-4,060	-8,832	-12,323	-18,519	-26,472	-53,412	-33,301



Test#1

34 5 4460860

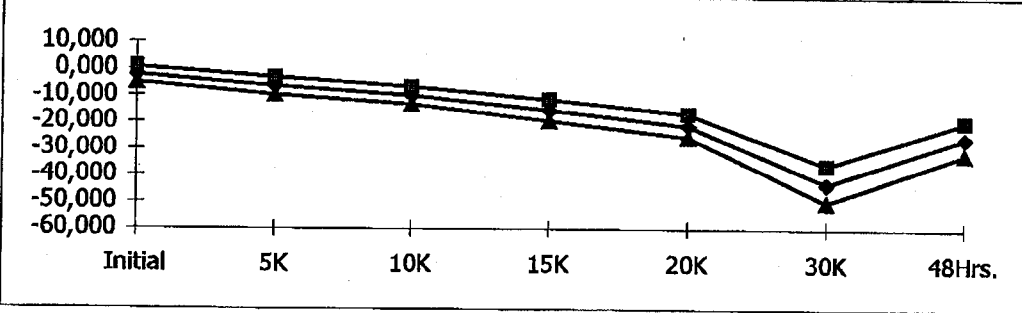
IB+ C

nA

Tested August 23, 1995

Device	Initial	5K	10K	15K	20K	30K	48Hrs.
1	-2,598	-2,782	-2,840	-2,788	-2,801	-2,798	-2,720
3	-2,811	-6,869	-10,616	-15,806	-21,072	-42,982	-26,495
4	-2,771	-6,541	-9,693	-14,872	-20,343	-42,687	-25,107
5	-1,664	-6,123	-9,775	-15,658	-21,529	-43,045	-25,411
6	-3,336	-7,587	-11,231	-17,090	-23,575	-46,787	-28,967
7	-1,080	-4,580	-8,267	-13,481	-19,729	-40,289	-23,340

Min	-3,336	-7,587	-11,231	-17,090	-23,575	-46,787	-28,967
Max	-1,080	-4,580	-8,267	-13,481	-19,729	-40,289	-23,340
Stddev	0,928	1,120	1,119	1,327	1,471	2,327	2,072
Mean	-2,332	-6,340	-9,916	-15,381	-21,250	-43,158	-25,864
M+3S	0,451	-2,979	-6,560	-11,399	-16,838	-36,176	-19,647
M-3S	-5,116	-9,701	-13,273	-19,363	-25,662	-50,140	-32,081



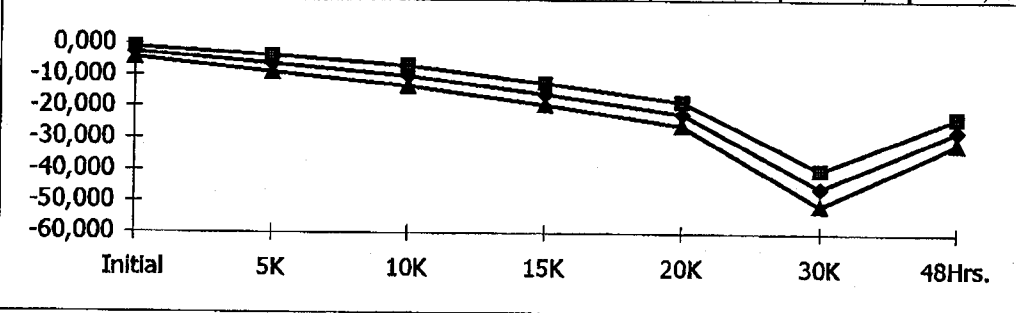
Test#16

IB- C

nA

Device	Initial	5K	10K	15K	20K	30K	48Hrs.
1	-2,876	-3,005	-2,744	-2,918	-3,028	-3,036	-3,164
3	-3,192	-6,838	-10,351	-15,795	-21,827	-45,182	-27,177
4	-3,160	-6,316	-9,597	-15,170	-20,644	-43,980	-25,967
5	-3,182	-7,330	-11,963	-17,571	-23,728	-47,585	-28,994
6	-2,802	-6,707	-10,356	-16,385	-23,059	-47,260	-28,426
7	-1,854	-4,964	-9,146	-14,528	-21,250	-43,376	-26,011

Min	-3,192	-7,330	-11,963	-17,571	-23,728	-47,585	-28,994
Max	-1,854	-4,964	-9,146	-14,528	-20,644	-43,376	-25,967
Stddev	0,574	0,897	1,072	1,168	1,273	1,895	1,377
Mean	-2,838	-6,431	-10,283	-15,890	-22,102	-45,477	-27,315
M+3S	-1,117	-3,741	-7,067	-12,387	-18,281	-39,791	-23,183
M-3S	-4,559	-9,121	-13,498	-19,393	-25,922	-51,162	-31,447

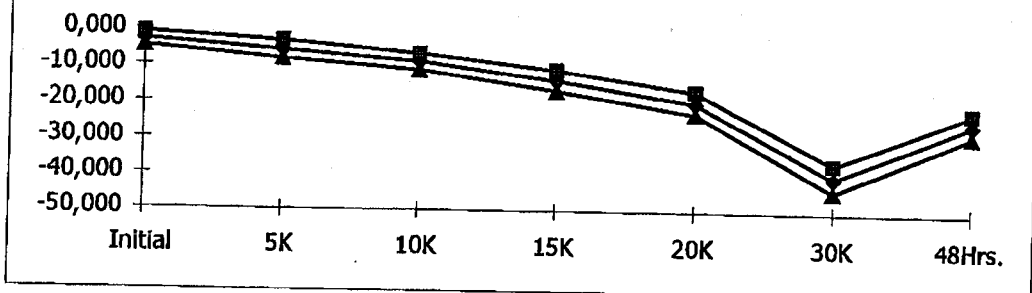


Test# 34 5 4460860 **IB+ D**

Tested August 23, 1995

Device	Initial	5K	10K	15K	20K	30K	48Hrs
1	-2,429	-2,547	-2,731	-2,741	-2,615	-2,738	-2,446
3	-2,951	-5,590	-8,530	-13,113	-18,535	-39,303	-23,646
4	-3,636	-6,088	-9,387	-14,377	-19,679	-40,745	-25,017
5	-3,666	-6,883	-9,649	-14,806	-21,103	-41,911	-26,151
6	-2,574	-5,645	-8,530	-13,591	-19,778	-40,701	-25,413
7	-2,208	-4,563	-7,759	-12,482	-18,721	-38,688	-23,876

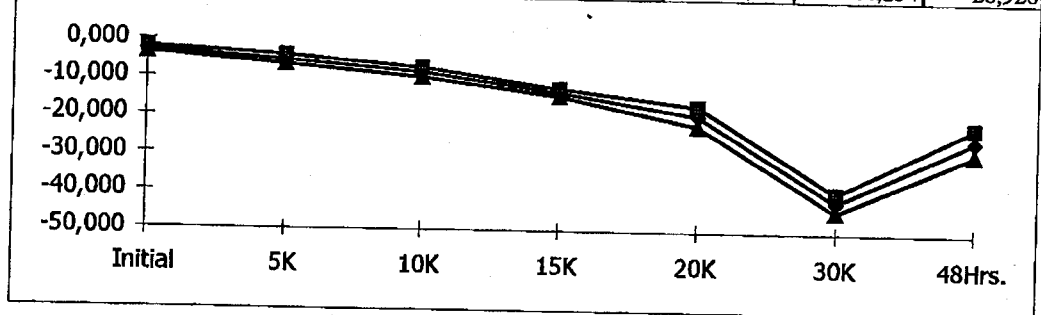
Min	-3,666	-6,883	-9,649	-14,806	-21,103	-41,911	-26,151
Max	-2,208	-4,563	-7,759	-12,482	-18,535	-38,688	-23,646
Stddev	0,644	0,843	0,757	0,938	1,024	1,279	1,053
Mean	-3,007	-5,754	-8,771	-13,674	-19,563	-40,270	-24,821
M+3S	-1,075	-3,224	-6,501	-10,860	-16,490	-36,433	-21,663
M-3S	-4,939	-8,283	-11,041	-16,487	-22,636	-44,106	-27,978



Test#18 **IB- D**

Device	Initial	5K	10K	15K	20K	30K	48Hrs.
1	-3,250	-3,084	-3,104	-3,159	-3,148	-3,197	-3,161
3	-3,217	-5,461	-8,578	-13,383	-18,844	-40,983	-24,184
4	-2,673	-4,904	-7,991	-13,389	-18,549	-40,912	-23,968
5	-3,198	-6,087	-9,152	-14,042	-20,658	-42,234	-26,025
6	-2,720	-5,420	-8,595	-13,389	-19,467	-42,756	-26,615
7	-2,982	-5,470	-8,843	-13,963	-20,032	-42,133	-25,951

Min	-3,217	-6,087	-9,152	-14,042	-20,658	-42,756	-26,615
Max	-2,673	-4,904	-7,991	-13,383	-18,549	-40,912	-23,968
Stddev	0,256	0,419	0,427	0,338	0,860	0,817	1,192
Mean	-2,958	-5,468	-8,632	-13,633	-19,510	-41,804	-25,349
M+3S	-2,189	-4,210	-7,350	-12,618	-16,930	-39,353	-21,772
M-3S	-3,727	-6,727	-9,913	-14,648	-22,090	-44,254	-28,926



34 5 4460860

Test#19

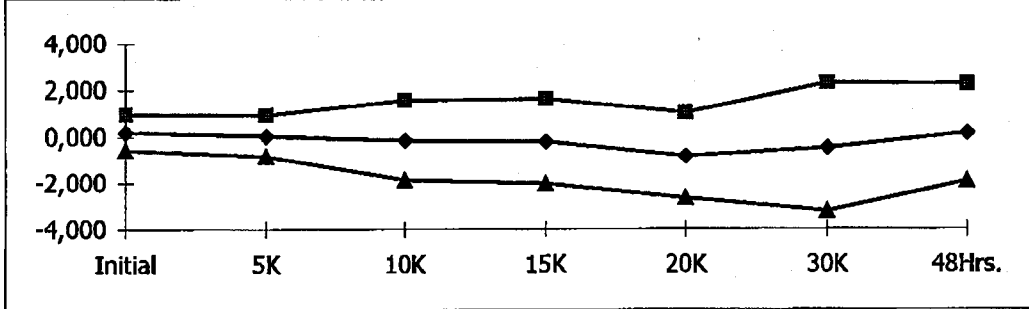
IOS A

nA

Tested August 23, 1995

Device	Initial	5K	10K	15K	20K	30K	48Hrs.
1	0,331	0,166	0,226	0,135	0,135	0,163	0,310
3	-0,111	-0,422	-1,170	-1,086	-1,083	-0,769	-0,545
4	0,430	0,409	0,234	0,031	-0,638	-0,078	0,444
5	0,255	0,004	0,081	0,460	-0,097	0,195	0,936
6	0,372	0,095	0,059	0,045	-0,684	0,143	0,458
7	-0,065	0,029	-0,083	-0,572	-1,739	-1,990	-0,640

Min	-0,111	-0,422	-1,170	-1,086	-1,739	-1,990	-0,640
Max	0,430	0,409	0,234	0,460	-0,097	0,195	0,936
Stddev	0,250	0,297	0,567	0,606	0,609	0,917	0,690
Mean	0,176	0,023	-0,176	-0,224	-0,848	-0,500	0,131
M+3S	0,926	0,914	1,525	1,594	0,979	2,253	2,201
M-3S	-0,573	-0,868	-1,877	-2,043	-2,676	-3,252	-1,939



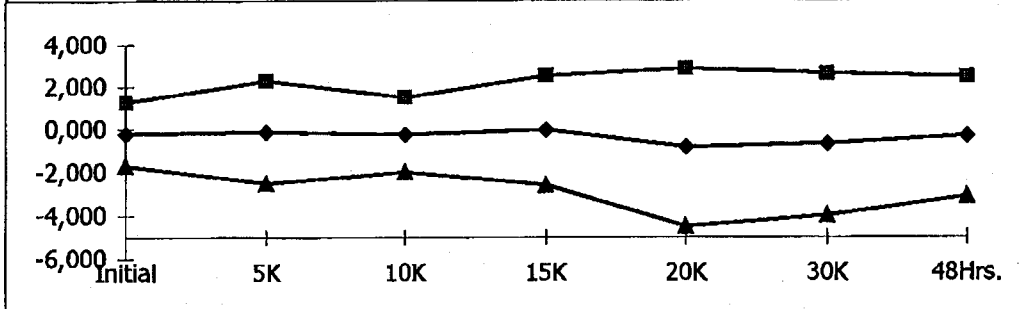
Test#20

IOS B

nA

Device	Initial	5K	10K	15K	20K	30K	48Hrs.
1	-0,057	0,026	0,004	-0,026	-0,037	-0,387	0,010
3	-0,505	-0,244	-0,004	-0,247	-0,821	-1,149	-0,124
4	-0,655	-1,034	-0,711	-0,521	-1,747	-1,365	-0,607
5	-0,087	-0,061	-0,239	-0,195	-1,121	-0,575	-1,173
6	-0,526	-0,471	-0,930	-0,783	-1,785	-1,608	-1,001
7	0,544	1,133	0,523	1,400	1,203	1,137	1,157

Min	-0,655	-1,034	-0,930	-0,783	-1,785	-1,608	-1,173
Max	0,544	1,133	0,523	1,400	1,203	1,137	1,157
Stddev	0,490	0,798	0,577	0,854	1,221	1,102	0,934
Mean	-0,246	-0,135	-0,272	-0,069	-0,854	-0,712	-0,350
M+3S	1,226	2,258	1,458	2,494	2,810	2,594	2,452
M-3S	-1,717	-2,529	-2,002	-2,632	-4,519	-4,018	-3,152



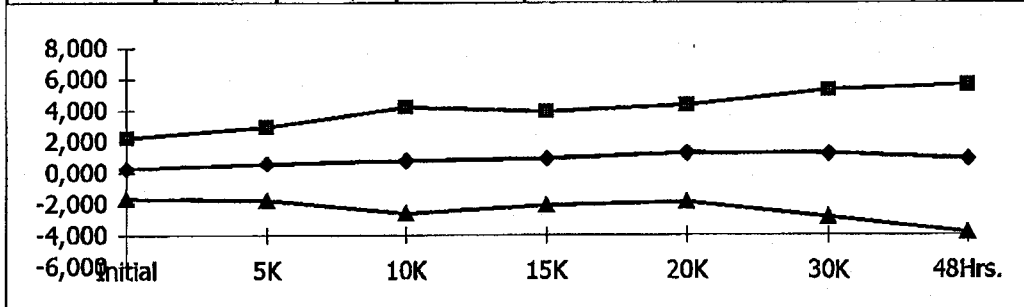
Test#21 34 5 4460860 **IOS C** nA

Tested August 23, 1995

Device	Initial	5K	10K	15K	20K	30K	48Hrs
1	0,312	0,400	0,507	0,458	0,419	0,526	0,376
3	0,323	0,635	1,277	1,165	1,558	1,094	1,632
4	0,397	0,726	1,097	1,110	1,610	1,883	1,078
5	-0,655	-0,359	-0,730	-0,482	-0,168	-0,387	-1,192
6	1,129	1,720	2,225	2,260	2,492	3,077	2,881
7	0,009	0,089	0,108	0,507	0,526	0,280	-0,154

Page 10 of 34

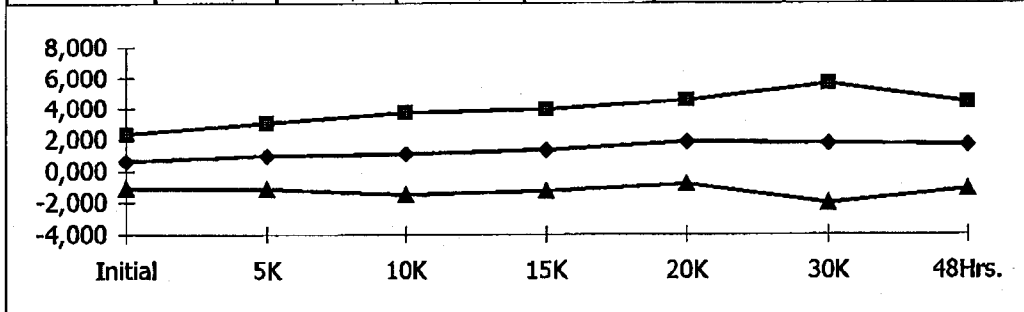
Min	-0,655	-0,359	-0,730	-0,482	-0,168	-0,387	-1,192
Max	1,129	1,720	2,225	2,260	2,492	3,077	2,881
Stddev	0,647	0,782	1,136	1,003	1,036	1,357	1,578
Mean	0,241	0,562	0,795	0,912	1,204	1,189	0,849
M+3S	2,183	2,908	4,205	3,922	4,311	5,260	5,584
M-3S	-1,701	-1,783	-2,614	-2,098	-1,904	-2,881	-3,886



Test#22 **IOS D** nA

Device	Initial	5K	10K	15K	20K	30K	48Hrs.
1	-0,185	0,026	-0,034	-0,012	-0,130	0,050	-0,149
3	0,427	0,824	1,018	1,107	1,586	1,689	1,671
4	1,364	1,772	2,236	2,307	2,798	3,079	2,900
5	0,960	1,425	1,605	1,820	2,181	2,899	2,061
6	0,359	0,712	0,652	1,282	2,170	1,241	1,037
7	-0,130	-0,047	-0,067	-0,007	0,427	-0,054	0,474

Min	-0,130	-0,047	-0,067	-0,007	0,427	-0,054	0,474
Max	1,364	1,772	2,236	2,307	2,798	3,079	2,900
Stddev	0,578	0,701	0,882	0,870	0,895	1,285	0,934
Mean	0,596	0,937	1,089	1,302	1,832	1,771	1,629
M+3S	2,329	3,041	3,736	3,913	4,517	5,625	4,430
M-3S	-1,137	-1,167	-1,558	-1,309	-0,852	-2,083	-1,173

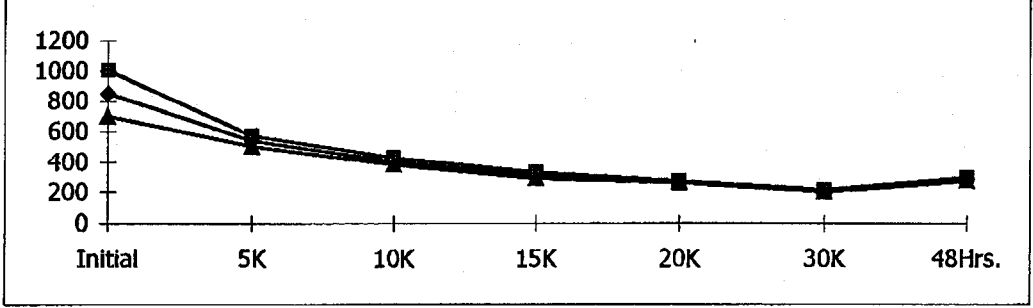


Test#23 34 5 4460860 **AVO A @ -10V RL=10K** V/mV

Tested August 23, 1995

Device	Initial	5K	10K	15K	20K	30K	48Hrs
1	860	836	784	825	817	865	815
3	830	546	401	315	271	213	286
4	873	535	409	305	272	208	291
5	795	551	411	321	265	213	292
6	824	524	408	317	269	208	286
7	927	529	392	307	269	210	283

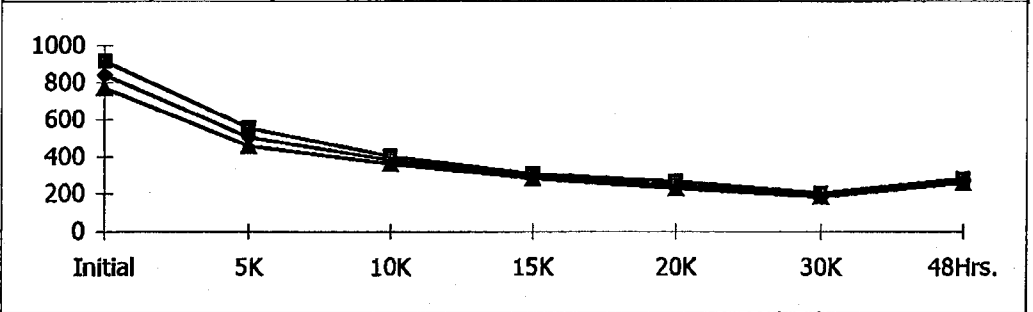
Min	795	524	392	305	265	208	283
Max	927	551	411	321	272	213	292
Stddev	51	11	8	7	3	3	4
Mean	850	537	404	313	269	210	287
M+3S	1003	571	428	333	277	218	299
M-3S	697	502	380	293	262	203	276



Test#24 **AVO B @ -10V RL=10K** V/mV

Device	Initial	5K	10K	15K	20K	30K	48Hrs.
1	783	827	770	846	814	857	837
3	812	493	384	297	247	194	272
4	841	509	384	296	242	191	270
5	829	491	379	291	240	189	266
6	878	502	369	286	234	187	262
7	839	530	383	294	250	195	267

Min	812	491	369	286	234	187	262
Max	878	530	384	297	250	195	272
Stddev	24	16	7	4	6	3	4
Mean	840	505	380	293	243	191	267
M+3S	913	553	400	306	261	201	279
M-3S	768	457	360	279	224	182	256



Test#25

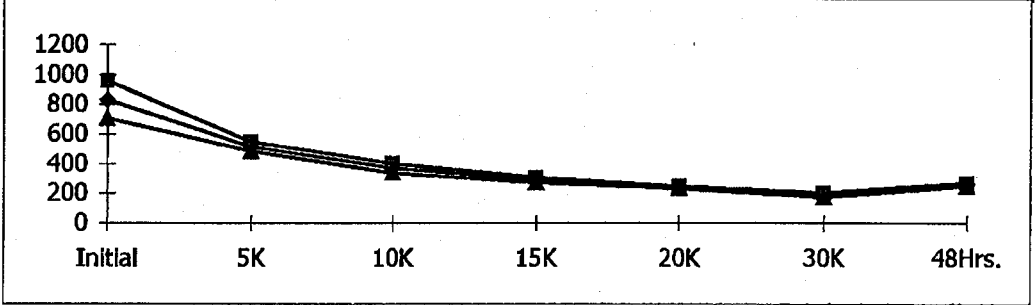
34 5 4460860 @ -10V RL=10K

V/mV

Tested August 23, 1995

Device	Initial	5K	10K	15K	20K	30K	48Hrs
1	847	842	832	809	883	899	789
3	821	507	353	288	236	184	256
4	832	500	376	290	236	188	261
5	885	514	368	285	239	188	260
6	842	519	360	279	235	181	254
7	769	528	378	295	241	194	261

Min	769	500	353	279	235	181	254
Max	885	528	378	295	241	194	261
Stddev	42	11	10	6	3	5	3
Mean	830	514	367	288	238	187	259
M+3S	955	546	399	305	245	201	268
M-3S	705	482	336	270	230	173	249



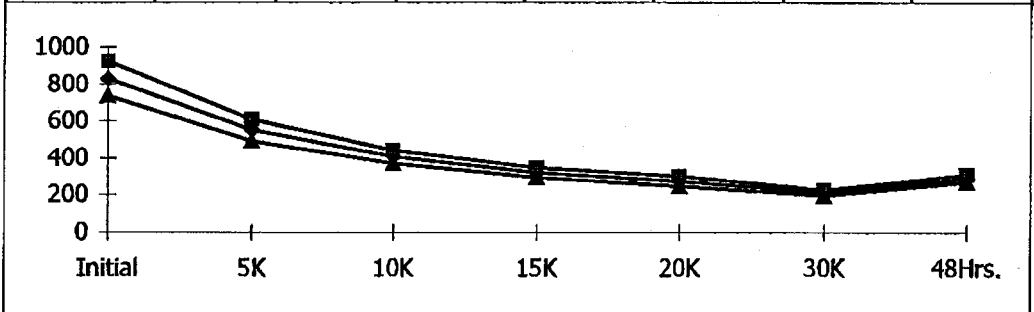
Test#26

AVO D @ -10V RL=10K

V/mV

Device	Initial	5K	10K	15K	20K	30K	48Hrs.
1	913	817	815	835	752	838	858
3	814	546	397	316	270	211	284
4	796	581	422	334	286	219	299
5	812	538	398	314	269	208	294
6	871	548	414	322	264	206	284
7	854	530	396	311	266	209	287

Min	796	530	396	311	264	206	284
Max	871	581	422	334	286	219	299
Stddev	32	19	12	9	9	5	7
Mean	829	549	406	319	271	211	289
M+3S	924	607	441	346	298	226	309
M-3S	735	491	370	293	245	195	270



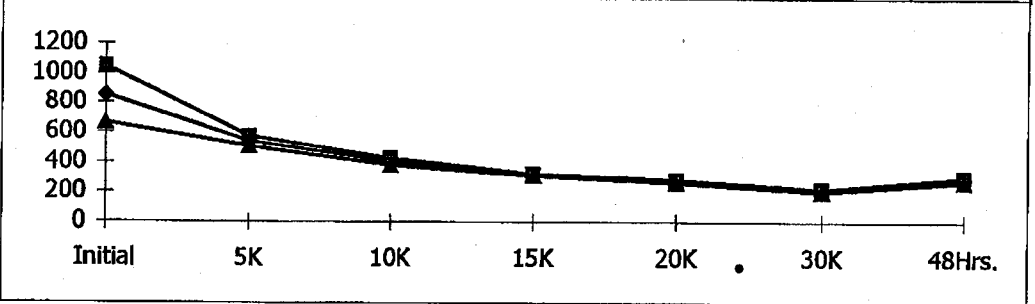
Test#2. 34 5 4460860 A @ +10V RL=10K

V/mV

Tested August 23, 1995

Device	Initial	5K	10K	15K	20K	30K	48Hrs
1	860	805	799	811	785	766	801
3	837	539	409	315	267	212	285
4	791	530	402	311	273	211	286
5	842	520	408	313	274	210	285
6	962	545	401	311	269	210	275
7	836	548	390	316	267	205	288

Min	791	520	390	311	267	205	275
Max	962	548	409	316	274	212	288
Stddev	64	11	8	2	4	3	5
Mean	854	536	402	313	270	209	284
M+3S	1045	570	425	319	281	218	299
M-3S	662	502	379	307	259	201	268

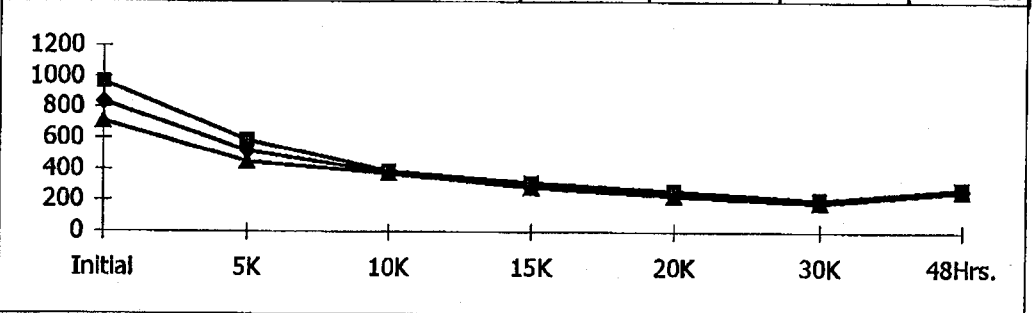


Test#28 AVO B @ +10V RL=10K

V/mV

Device	Initial	5K	10K	15K	20K	30K	48Hrs.
1	789	807	794	838	826	825	794
3	889	498	375	295	245	194	268
4	834	506	378	293	240	190	261
5	829	501	374	297	237	189	264
6	840	524	379	286	238	186	266
7	768	553	380	299	250	194	263

Min	768	498	374	286	237	186	261
Max	889	553	380	299	250	194	268
Stddev	43	23	3	5	6	3	3
Mean	832	516	377	294	242	191	265
M+3S	961	585	385	309	259	201	273
M-3S	703	448	369	279	225	180	256

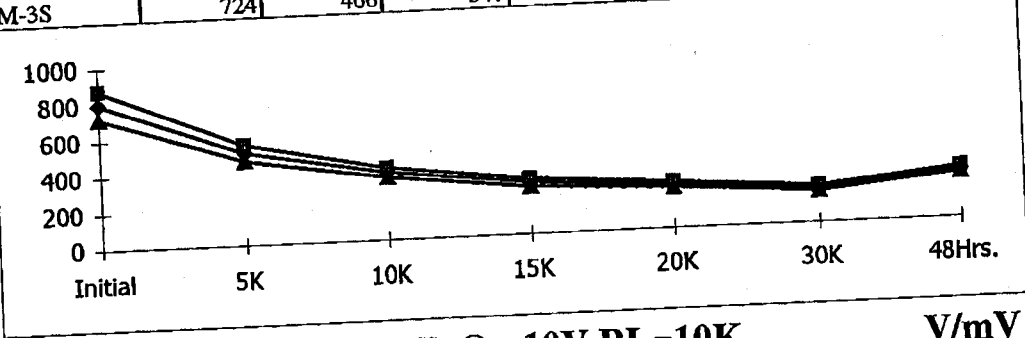


Test#29 **AVO D @ +10V RL=10K** **V/mV**

Tested August 23, 1995

Device	Initial	5K	10K	15K	20K	30K	48Hrs
1	805	838	893	792	826	911	869
3	777	496	363	287	238	184	257
4	837	515	384	280	239	187	260
5	813	525	365	282	238	188	264
6	777	492	375	274	230	179	258
7	798	520	377	292	246	191	270

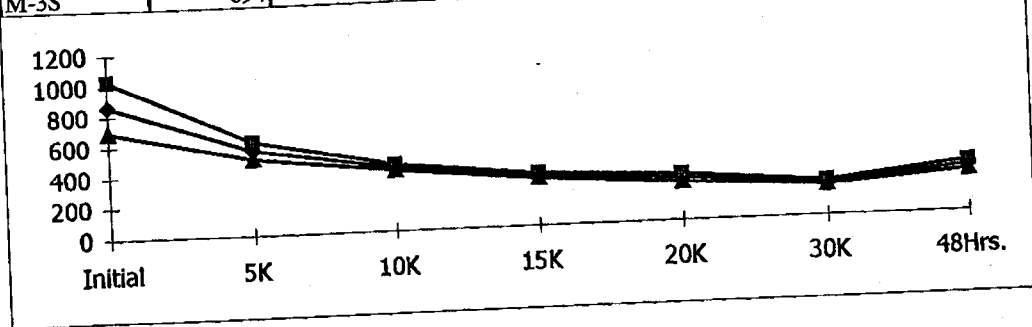
Min	777	492	363	274	230	179	257
Max	837	525	384	292	246	191	270
Stddev	26	15	9	7	6	5	5
Mean	800	510	373	283	238	186	262
M+3S	877	553	399	304	255	200	277
M-3S	724	466	347	262	221	172	246



Test#30 **AVO D @ +10V RL=10K** **V/mV**

Device	Initial	5K	10K	15K	20K	30K	48Hrs.
1	862	827	794	841	788	838	874
3	882	541	421	317	276	211	290
4	848	580	415	330	284	221	308
5	812	546	411	320	262	210	296
6	948	530	405	327	272	210	283
7	817	552	407	320	267	213	292

Min	812	530	405	317	262	210	283
Max	948	580	421	330	284	221	308
Stddev	56	19	6	6	9	5	9
Mean	861	550	412	323	272	213	294
M+3S	1029	606	431	340	298	227	321
M-3S	694	493	393	306	247	199	267



Test#31

34 5 4460860

CMRR A @ +-11V

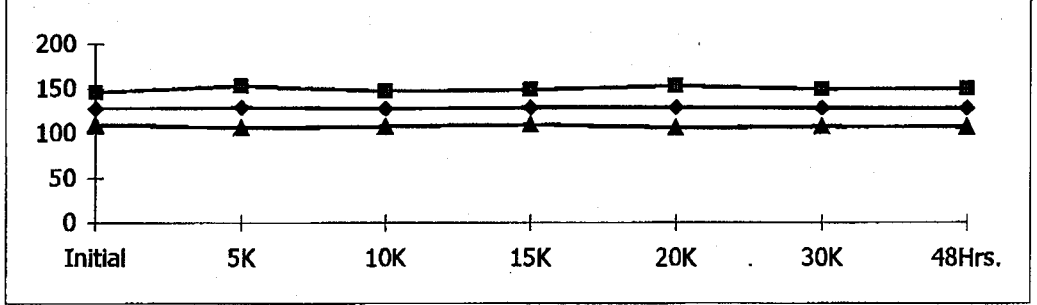
dB

Tested August 23, 1995

Device	Initial	5K	10K	15K	20K	30K	48Hrs
1	128	128	128	128	128	128	128
3	137	141	138	137	142	140	140
4	123	123	123	123	123	123	123
5	126	127	126	127	128	127	127
6	122	122	122	122	122	122	122
7	128	131	127	129	129	129	128

Page 15 of 34

Min	122	122	122	122	122	122	122
Max	137	141	138	137	142	140	140
Stddev	6	8	7	6	8	7	7
Mean	127	129	127	129	129	128	128
M+3S	145	152	147	148	152	149	150
M-3S	109	106	107	109	105	107	106



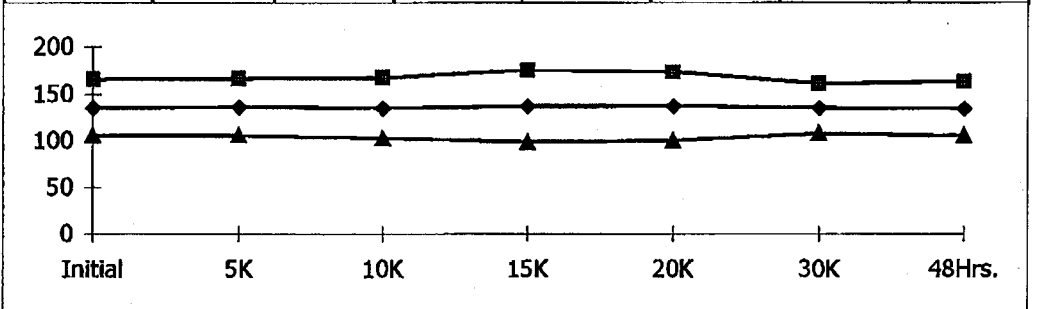
Test#32

CMRR B @ +-11V

dB

Device	Initial	5K	10K	15K	20K	30K	48Hrs.
1	128	129	129	129	129	129	127
3	138	143	140	139	145	136	140
4	135	135	133	132	130	136	131
5	146	146	148	150	151	143	146
6	137	134	132	135	135	135	133
7	119	120	119	120	119	119	120

Min	119	120	119	120	119	119	120
Max	146	146	148	150	151	143	146
Stddev	10	10	11	13	12	9	10
Mean	135	136	134	136	136	134	134
M+3S	165	166	166	174	173	161	163
M-3S	105	105	102	98	99	107	105



Test#33

34 5 4460860

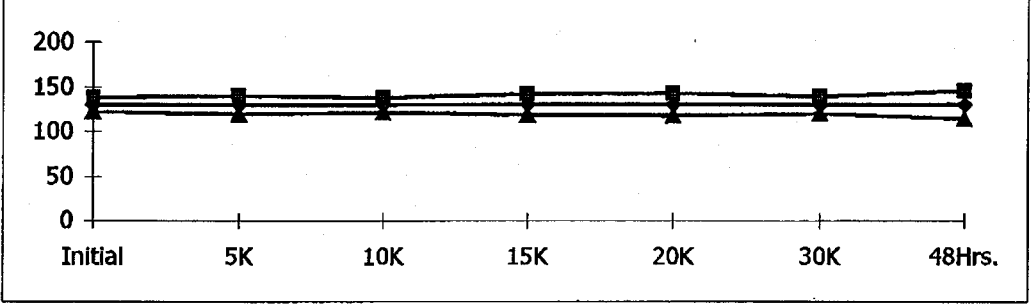
CMRR C @ +-11V

dB

Tested August 23, 1995

Device	Initial	5K	10K	15K	20K	30K	48Hrs
1	138	138	138	138	138	138	139
3	132	133	130	134	134	132	134
4	131	133	134	135	135	133	137
5	129	127	128	127	128	129	126
6	125	126	127	126	125	125	127
7	131	128	127	128	128	129	126

Min	125	126	127	126	125	125	126
Max	132	133	134	135	135	133	137
Stddev	3	3	3	4	4	3	5
Mean	130	130	129	130	130	130	130
M+3S	138	140	138	142	142	139	145
M-3S	122	119	121	118	118	120	114



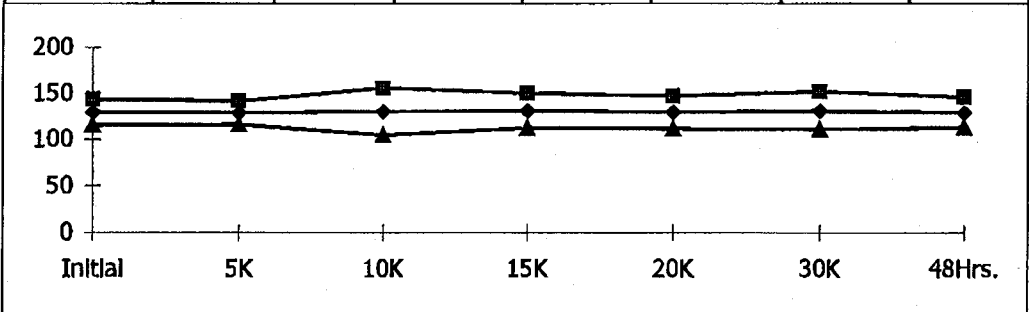
Test#34

CMRR D @ +-11V

dB

Device	Initial	5K	10K	15K	20K	30K	48Hrs.
1	136	136	137	136	138	137	136
3	129	128	127	127	127	127	126
4	130	133	130	136	132	137	136
5	123	124	121	123	122	123	123
6	127	125	126	127	126	127	125
7	136	133	144	138	137	138	133

Min	123	124	121	123	122	123	123
Max	136	133	144	138	137	138	136
Stddev	5	4	8	6	6	7	5
Mean	129	128	129	130	129	130	128
M+3S	143	141	155	149	147	151	145
M-3S	115	116	104	112	111	110	112

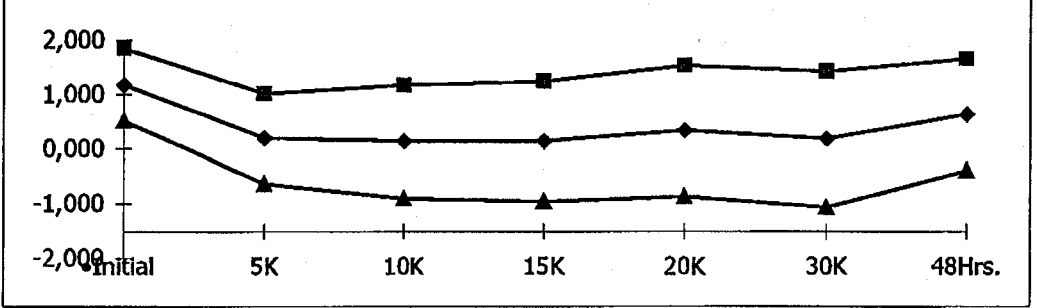


Test#35 34 5 4460860 **PSRR A +-4.5V TO +-18V** **uV/V**

Tested August 23, 1995

Device	Initial	5K	10K	15K	20K	30K	48Hrs
1	1,388	1,371	1,354	1,356	1,326	1,343	1,354
3	1,007	0,083	-0,009	0,072	0,361	0,254	0,583
4	1,335	0,504	0,603	0,619	0,835	0,647	1,047
5	1,230	0,217	0,065	0,133	0,361	0,278	0,655
6	1,409	0,341	0,324	0,256	0,378	0,218	0,760
7	0,879	-0,222	-0,307	-0,399	-0,283	-0,497	0,104

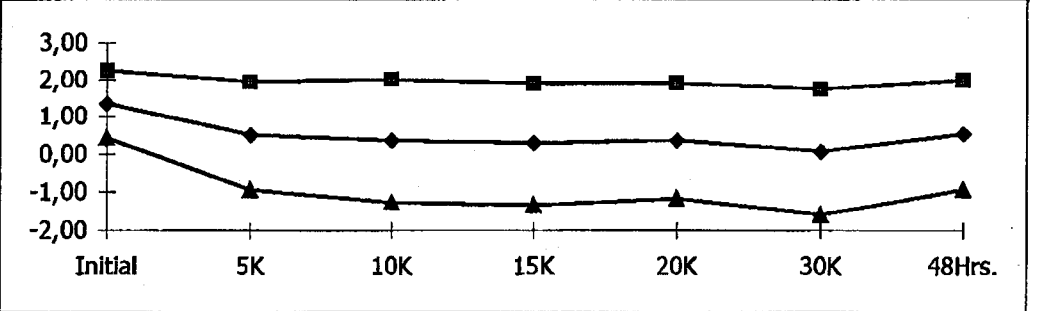
Min	0,879	-0,222	-0,307	-0,399	-0,283	-0,497	0,104
Max	1,409	0,504	0,603	0,619	0,835	0,647	1,047
Stddev	0,223	0,275	0,345	0,367	0,398	0,416	0,343
Mean	1,172	0,185	0,135	0,136	0,330	0,180	0,630
M+3S	1,841	1,011	1,170	1,236	1,526	1,429	1,658
M-3S	0,503	-0,641	-0,899	-0,964	-0,865	-1,069	-0,399



Test#36 **PSRR B +-4.5V TO +-18V** **uV/V**

Device	Initial	5K	10K	15K	20K	30K	48Hrs.
1	1,383	1,374	1,370	1,356	1,361	1,335	1,348
3	1,264	0,205	-0,022	-0,063	0,103	-0,226	0,282
4	1,106	0,312	0,333	0,276	0,320	0,094	0,471
5	1,315	0,341	0,078	-0,039	0,022	-0,352	0,180
6	1,142	0,276	0,084	-0,004	0,083	-0,205	0,297
7	1,861	1,350	1,298	1,212	1,246	1,018	1,371

Min	1,11	0,21	-0,02	-0,06	0,02	-0,35	0,18
Max	1,86	1,35	1,30	1,21	1,25	1,02	1,37
Stddev	0,30	0,48	0,54	0,54	0,51	0,56	0,49
Mean	1,34	0,50	0,35	0,28	0,35	0,07	0,52
M+3S	2,25	1,94	1,99	1,90	1,89	1,74	1,98
M-3S	0,42	-0,94	-1,28	-1,35	-1,18	-1,60	-0,94

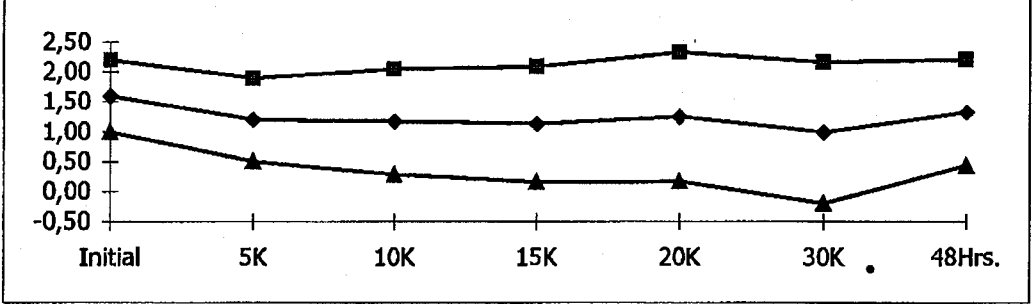


Test#37 34 5 4460860-1 PSRR C +-4.5V TO +-18V uV/V

Tested August 23, 1995

Device	Initial	5K	10K	15K	20K	30K	48Hrs
1	1,540	1,539	1,525	1,521	1,500	1,525	1,531
3	1,654	1,050	0,990	0,933	1,108	0,852	1,217
4	1,776	1,596	1,665	1,648	1,807	1,571	1,808
5	1,347	1,022	0,984	0,960	1,114	0,878	1,151
6	1,770	1,125	0,981	0,847	0,838	0,501	1,044
7	1,410	1,187	1,193	1,199	1,305	1,105	1,343

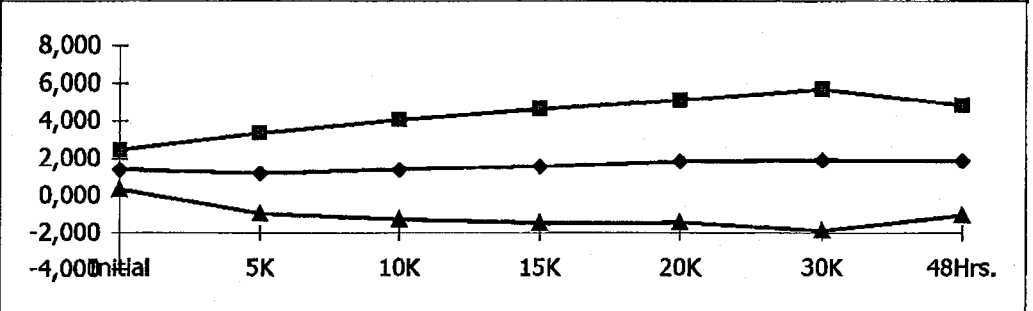
Min	1,35	1,02	0,98	0,85	0,84	0,50	1,04
Max	1,78	1,60	1,67	1,65	1,81	1,57	1,81
Stddev	0,20	0,23	0,29	0,32	0,36	0,39	0,30
Mean	1,59	1,20	1,16	1,12	1,23	0,98	1,31
M+3S	2,20	1,89	2,05	2,09	2,32	2,16	2,20
M-3S	0,99	0,50	0,28	0,15	0,15	-0,20	0,42



Test#38 PSRR D +-4.5V TO +-18V uV/V

Device	Initial	5K	10K	15K	20K	30K	48Hrs.
1	0,896	0,914	0,903	0,872	0,914	0,864	0,851
3	1,334	1,431	1,643	1,884	2,154	2,195	2,158
4	1,806	2,334	2,805	3,186	3,575	3,942	3,448
5	1,603	0,733	0,729	0,781	1,056	0,946	1,202
6	1,075	0,889	1,002	1,154	1,369	1,411	1,424
7	0,976	0,545	0,695	0,781	0,912	0,936	1,047

Min	0,976	0,545	0,695	0,781	0,912	0,936	1,047
Max	1,806	2,334	2,805	3,186	3,575	3,942	3,448
Stddev	0,349	0,721	0,885	1,016	1,096	1,258	0,987
Mean	1,359	1,186	1,375	1,557	1,813	1,886	1,856
M+3S	2,406	3,351	4,031	4,605	5,101	5,661	4,816
M-3S	0,312	-0,978	-1,281	-1,490	-1,474	-1,889	-1,104



34 5 4460860

Test#39

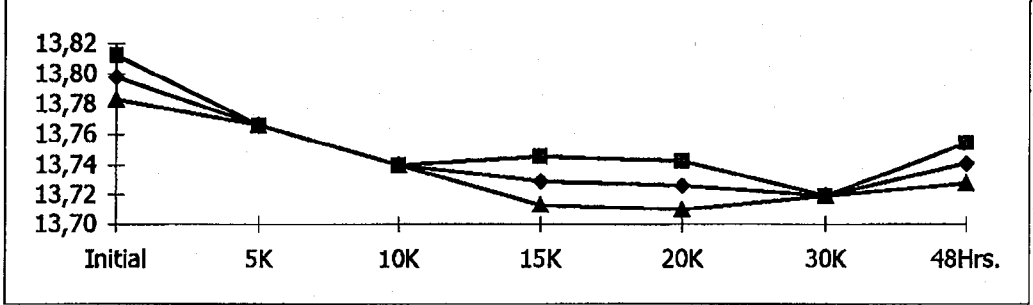
V_O + A RL=10K

V

Tested August 23, 1995

Device	Initial	5K	10K	15K	20K	30K	48Hrs
1	13,81	13,80	13,81	13,80	13,80	13,80	13,80
3	13,80	13,77	13,74	13,73	13,73	13,72	13,74
4	13,80	13,77	13,74	13,73	13,72	13,72	13,74
5	13,80	13,77	13,74	13,72	13,73	13,72	13,74
6	13,80	13,77	13,74	13,73	13,73	13,72	13,74
7	13,79	13,77	13,74	13,72	13,72	13,72	13,73

Min	13,79	13,77	13,74	13,72	13,72	13,72	13,73
Max	13,80	13,77	13,74	13,73	13,73	13,72	13,74
Stddev	0,00	0,00	0,00	0,01	0,01	0,00	0,00
Mean	13,80	13,77	13,74	13,73	13,73	13,72	13,74
M+3S	13,81	13,77	13,74	13,75	13,74	13,72	13,75
M-3S	13,78	13,77	13,74	13,71	13,71	13,72	13,73



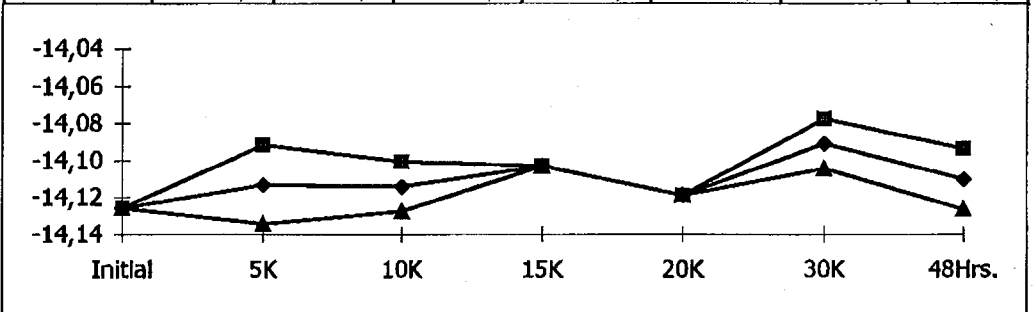
Test#40

VO- A RL=10K

V

Device	Initial	5K	10K	15K	20K	30K	48Hrs
1	-14,13	-14,11	-14,12	-14,13	-14,12	-14,13	-14,12
3	-14,13	-14,11	-14,12	-14,10	-14,12	-14,09	-14,11
4	-14,13	-14,10	-14,12	-14,10	-14,12	-14,08	-14,11
5	-14,13	-14,11	-14,12	-14,10	-14,12	-14,09	-14,11
6	-14,13	-14,12	-14,12	-14,10	-14,12	-14,09	-14,10
7	-14,13	-14,11	-14,11	-14,10	-14,12	-14,09	-14,10

Min	-14,13	-14,12	-14,12	-14,10	-14,12	-14,09	-14,11
Max	-14,13	-14,10	-14,11	-14,10	-14,12	-14,08	-14,10
Stddev	0,00	0,01	0,00	0,00	0,00	0,00	0,01
Mean	-14,13	-14,11	-14,11	-14,10	-14,12	-14,09	-14,11
M+3S	-14,13	-14,09	-14,10	-14,10	-14,12	-14,08	-14,09
M-3S	-14,13	-14,13	-14,13	-14,10	-14,12	-14,10	-14,13

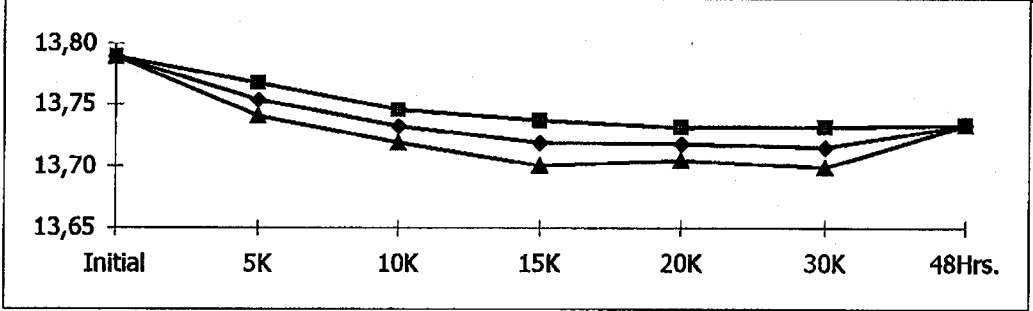


Test#41 34 5 4460860 **VO+ B RL=10K** **V**

Tested August 23, 1995

Device	Initial	5K	10K	15K	20K	30K	48Hrs
1	13,80	13,79	13,80	13,79	13,79	13,79	13,79
3	13,79	13,76	13,73	13,72	13,72	13,71	13,73
4	13,79	13,76	13,74	13,72	13,72	13,72	13,73
5	13,79	13,75	13,73	13,71	13,71	13,71	13,73
6	13,79	13,76	13,73	13,71	13,72	13,72	13,73
7	13,79	13,76	13,73	13,72	13,72	13,72	13,73

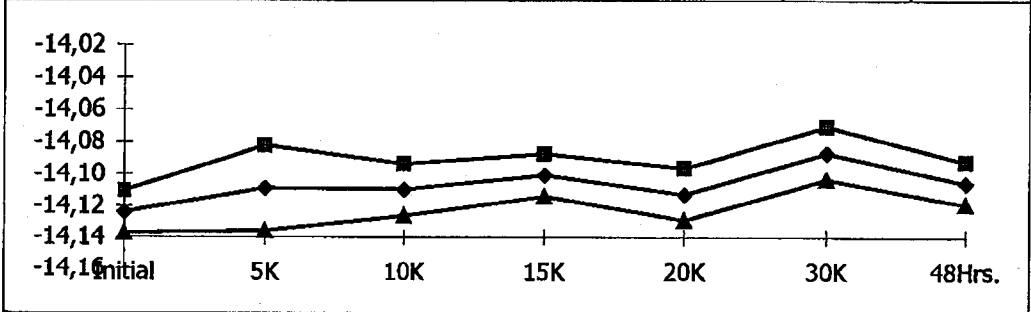
Min	13,79	13,75	13,73	13,71	13,71	13,71	13,73
Max	13,79	13,76	13,74	13,72	13,72	13,72	13,73
Stddev	0,00	0,00	0,00	0,01	0,00	0,01	0,00
Mean	13,79	13,75	13,73	13,72	13,72	13,72	13,73
M+3S	13,79	13,77	13,75	13,74	13,73	13,73	13,73
M-3S	13,79	13,74	13,72	13,70	13,70	13,70	13,73



Test#42 **VO- B RL=10K** **V**

Device	Initial	5K	10K	15K	20K	30K	48Hrs.
1	-14,13	-14,11	-14,12	-14,13	-14,12	-14,13	-14,12
3	-14,13	-14,11	-14,11	-14,09	-14,12	-14,08	-14,11
4	-14,12	-14,09	-14,12	-14,10	-14,12	-14,08	-14,10
5	-14,13	-14,11	-14,11	-14,10	-14,11	-14,08	-14,10
6	-14,13	-14,11	-14,12	-14,10	-14,11	-14,09	-14,10
7	-14,13	-14,11	-14,11	-14,10	-14,11	-14,09	-14,10

Min	-14,13	-14,11	-14,12	-14,10	-14,12	-14,09	-14,11
Max	-14,12	-14,09	-14,11	-14,09	-14,11	-14,08	-14,10
Stddev	0,00	0,01	0,01	0,00	0,01	0,01	0,00
Mean	-14,12	-14,11	-14,11	-14,10	-14,11	-14,09	-14,11
M+3S	-14,11	-14,08	-14,09	-14,09	-14,10	-14,07	-14,09
M-3S	-14,14	-14,14	-14,13	-14,11	-14,13	-14,10	-14,12



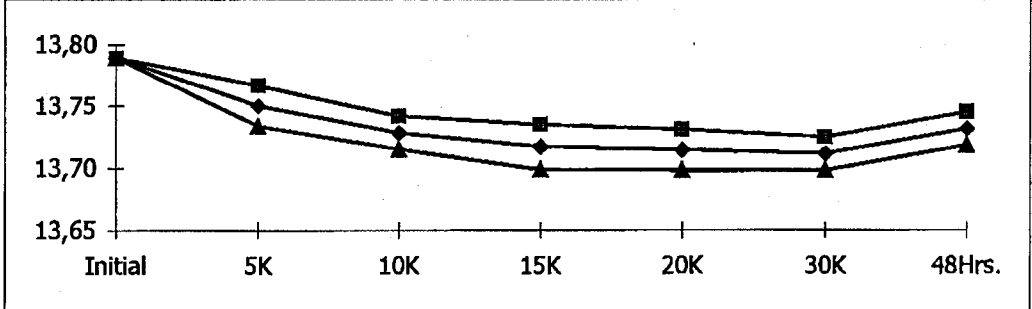
Test#43 34 5 4460860 VO+ C RL=10K V

Tested August 23, 1995

Device	Initial	5K	10K	15K	20K	30K	48Hrs
1	13,79	13,79	13,80	13,79	13,79	13,79	13,79
3	13,79	13,75	13,73	13,71	13,71	13,71	13,73
4	13,79	13,76	13,73	13,72	13,72	13,71	13,73
5	13,79	13,75	13,73	13,71	13,71	13,71	13,73
6	13,79	13,75	13,72	13,71	13,71	13,71	13,72
7	13,79	13,76	13,73	13,72	13,72	13,72	13,73

Page 21 of 34

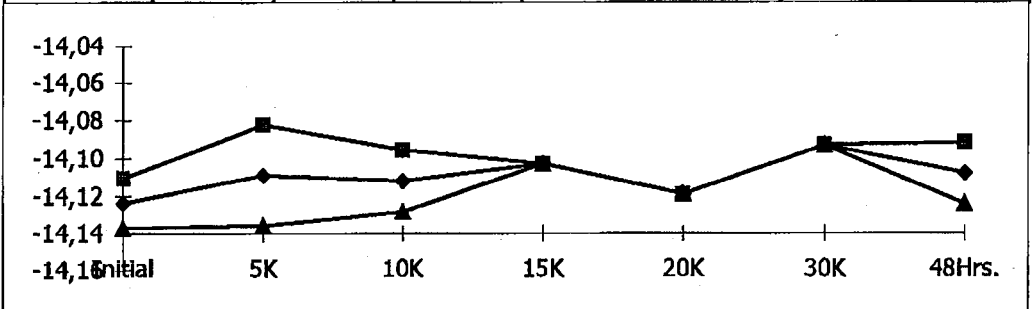
Min	13,79	13,75	13,72	13,71	13,71	13,71	13,72
Max	13,79	13,76	13,73	13,72	13,72	13,72	13,73
Stddev	0,00	0,01	0,00	0,01	0,01	0,00	0,00
Mean	13,79	13,75	13,73	13,72	13,71	13,71	13,73
M+3S	13,79	13,77	13,74	13,73	13,73	13,72	13,74
M-3S	13,79	13,73	13,71	13,70	13,70	13,70	13,72



Test#44 VO- C RL=10K V

Device	Initial	5K	10K	15K	20K	30K	48Hrs
1	-14,13	-14,11	-14,12	-14,13	-14,12	-14,13	-14,12
3	-14,13	-14,11	-14,12	-14,10	-14,12	-14,09	-14,11
4	-14,12	-14,09	-14,12	-14,10	-14,12	-14,09	-14,11
5	-14,13	-14,11	-14,12	-14,10	-14,12	-14,09	-14,10
6	-14,13	-14,11	-14,11	-14,10	-14,12	-14,09	-14,10
7	-14,13	-14,11	-14,11	-14,10	-14,12	-14,09	-14,10

Min	-14,13	-14,11	-14,12	-14,10	-14,12	-14,09	-14,11
Max	-14,12	-14,09	-14,11	-14,10	-14,12	-14,09	-14,10
Stddev	0,00	0,01	0,01	0,00	0,00	0,00	0,01
Mean	-14,12	-14,11	-14,11	-14,10	-14,12	-14,09	-14,11
M+3S	-14,11	-14,08	-14,10	-14,10	-14,12	-14,09	-14,09
M-3S	-14,14	-14,14	-14,13	-14,10	-14,12	-14,09	-14,12



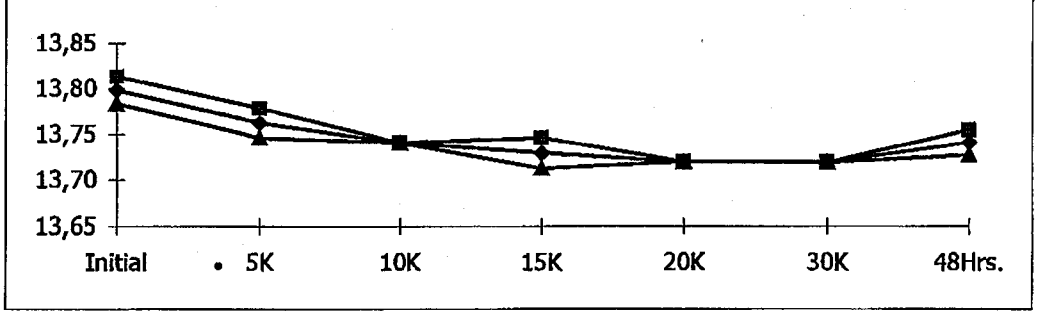
Test#45 34 5 4460860 **V+ D RL=10K** **V**

Tested August 23, 1995

Device	Initial	5K	10K	15K	20K	30K	48Hrs.
1	13,80	13,79	13,80	13,79	13,79	13,79	13,79
3	13,80	13,77	13,74	13,73	13,72	13,72	13,74
4	13,80	13,77	13,74	13,73	13,72	13,72	13,74
5	13,80	13,76	13,74	13,72	13,72	13,72	13,74
6	13,80	13,77	13,74	13,73	13,72	13,72	13,74
7	13,79	13,76	13,74	13,72	13,72	13,72	13,73

Page 22 of 34

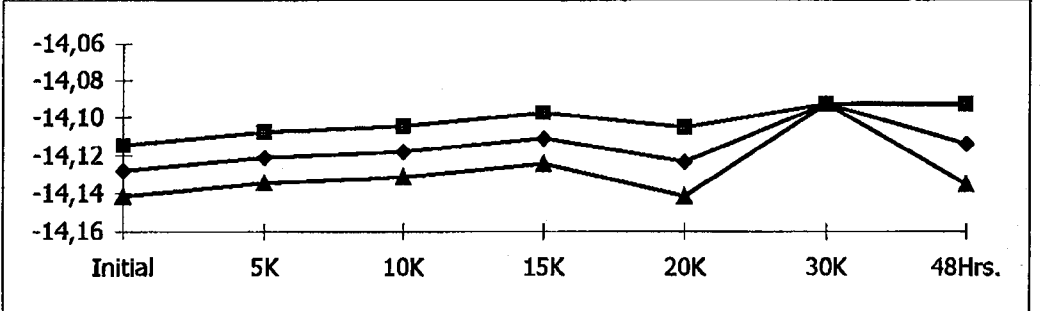
Min	13,79	13,76	13,74	13,72	13,72	13,72	13,73
Max	13,80	13,77	13,74	13,73	13,72	13,72	13,74
Stddev	0,00	0,01	0,00	0,01	0,00	0,00	0,00
Mean	13,80	13,76	13,74	13,73	13,72	13,72	13,74
M+3S	13,81	13,78	13,74	13,75	13,72	13,72	13,75
M-3S	13,78	13,75	13,74	13,71	13,72	13,72	13,73



Test#46 **VO- D RL=10K** **V**

Device	Initial	5K	10K	15K	20K	30K	48Hrs.
1	-14,13	-14,11	-14,12	-14,13	-14,12	-14,13	-14,12
3	-14,13	-14,12	-14,12	-14,11	-14,13	-14,09	-14,11
4	-14,14	-14,11	-14,13	-14,11	-14,13	-14,09	-14,12
5	-14,13	-14,12	-14,12	-14,11	-14,12	-14,09	-14,11
6	-14,13	-14,12	-14,12	-14,10	-14,12	-14,09	-14,11
7	-14,13	-14,12	-14,12	-14,11	-14,12	-14,09	-14,10

Min	-14,14	-14,12	-14,13	-14,11	-14,13	-14,09	-14,12
Max	-14,13	-14,11	-14,12	-14,10	-14,12	-14,09	-14,10
Stddev	0,00	0,00	0,00	0,00	0,01	0,00	0,01
Mean	-14,13	-14,12	-14,12	-14,11	-14,12	-14,09	-14,11
M+3S	-14,11	-14,11	-14,10	-14,10	-14,11	-14,09	-14,09
M-3S	-14,14	-14,13	-14,13	-14,12	-14,14	-14,09	-14,14

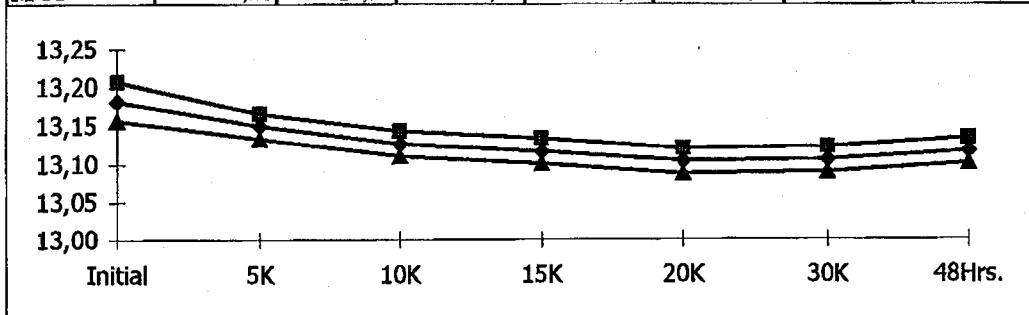


Test#47 34 5 4460860 VO+ A RL=2K V

Tested August 23, 1995

Device	Initial	5K	10K	15K	20K	30K	48Hrs
1	13,19	13,19	13,20	13,19	13,19	13,19	13,18
3	13,19	13,16	13,13	13,12	13,10	13,11	13,12
4	13,17	13,15	13,12	13,11	13,10	13,10	13,11
5	13,18	13,15	13,13	13,11	13,11	13,11	13,12
6	13,19	13,16	13,13	13,12	13,11	13,11	13,11
7	13,18	13,15	13,12	13,11	13,10	13,10	13,11

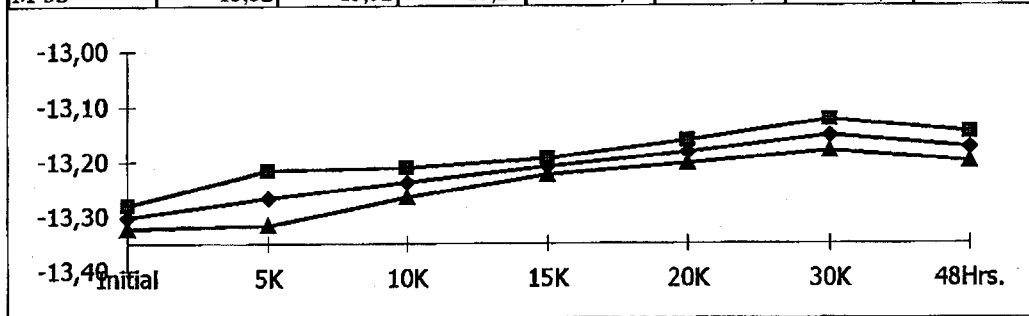
Min	13,17	13,15	13,12	13,11	13,10	13,10	13,11
Max	13,19	13,16	13,13	13,12	13,11	13,11	13,12
Stddev	0,01	0,01	0,01	0,01	0,01	0,01	0,01
Mean	13,18	13,15	13,13	13,12	13,10	13,11	13,12
M+3S	13,21	13,17	13,14	13,13	13,12	13,12	13,13
M-3S	13,16	13,13	13,11	13,10	13,09	13,09	13,10



Test#48 VO- A RL=2K V

Device	Initial	5K	10K	15K	20K	30K	48Hrs
1	-13,32	-13,31	-13,32	-13,32	-13,32	-13,33	-13,32
3	-13,30	-13,27	-13,24	-13,21	-13,18	-13,16	-13,17
4	-13,29	-13,24	-13,23	-13,21	-13,17	-13,15	-13,17
5	-13,30	-13,27	-13,23	-13,21	-13,18	-13,15	-13,17
6	-13,30	-13,28	-13,24	-13,21	-13,18	-13,15	-13,18
7	-13,31	-13,28	-13,25	-13,22	-13,19	-13,17	-13,19

Min	-13,31	-13,28	-13,25	-13,22	-13,19	-13,17	-13,19
Max	-13,29	-13,24	-13,23	-13,21	-13,17	-13,15	-13,17
Stddev	0,01	0,02	0,01	0,00	0,01	0,01	0,01
Mean	-13,30	-13,27	-13,24	-13,21	-13,18	-13,15	-13,17
M+3S	-13,28	-13,22	-13,21	-13,19	-13,16	-13,12	-13,15
M-3S	-13,32	-13,32	-13,27	-13,22	-13,20	-13,18	-13,20



Test#49

34 5 4460860

VO+ B RL=2K

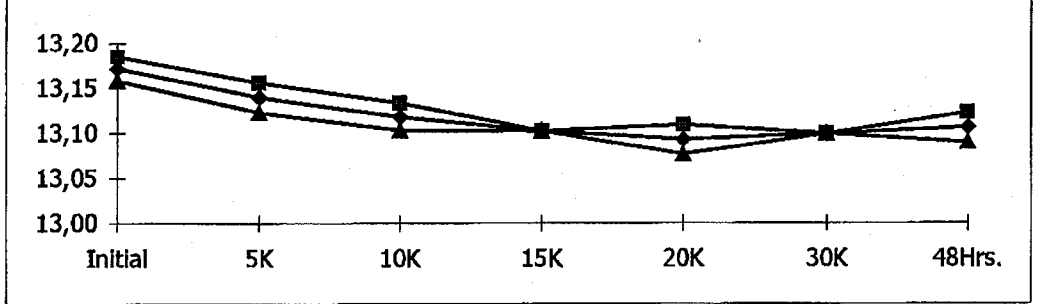
V

Tested August 23, 1995

Device	Initial	5K	10K	15K	20K	30K	48Hrs
1	13,18	13,18	13,19	13,18	13,17	13,18	13,17
3	13,17	13,14	13,12	13,10	13,09	13,10	13,10
4	13,17	13,14	13,12	13,10	13,09	13,10	13,10
5	13,17	13,14	13,11	13,10	13,09	13,10	13,10
6	13,18	13,15	13,12	13,10	13,10	13,10	13,11
7	13,17	13,15	13,12	13,10	13,10	13,10	13,11

Page 24 of 34

Min	13,17	13,14	13,11	13,10	13,09	13,10	13,10
Max	13,18	13,15	13,12	13,10	13,10	13,10	13,11
Stddev	0,00	0,01	0,00	0,00	0,01	0,00	0,01
Mean	13,17	13,14	13,12	13,10	13,09	13,10	13,11
M+3S	13,18	13,16	13,13	13,10	13,11	13,10	13,12
M-3S	13,16	13,12	13,10	13,10	13,08	13,10	13,09



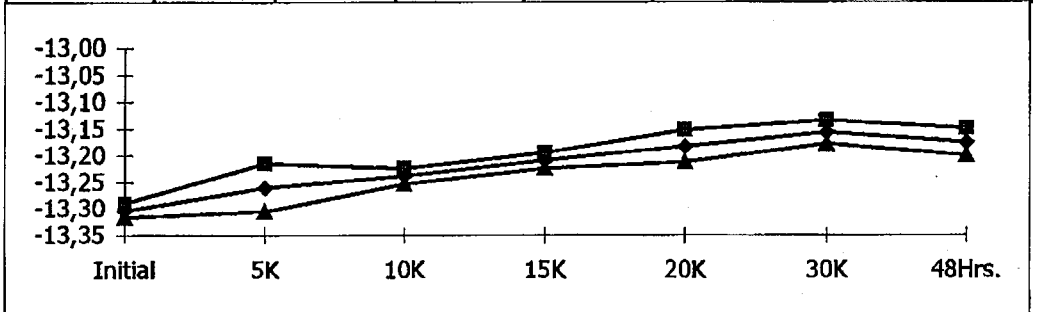
Test#50

VO- B RL=2K

V

Device	Initial	5K	10K	15K	20K	30K	48Hrs.
1	-13,31	-13,30	-13,32	-13,32	-13,32	-13,32	-13,32
3	-13,30	-13,26	-13,24	-13,21	-13,17	-13,16	-13,17
4	-13,30	-13,24	-13,24	-13,21	-13,18	-13,16	-13,18
5	-13,30	-13,26	-13,23	-13,21	-13,17	-13,15	-13,17
6	-13,31	-13,28	-13,24	-13,21	-13,19	-13,16	-13,18
7	-13,30	-13,27	-13,24	-13,22	-13,19	-13,17	-13,19

Min	-13,31	-13,28	-13,24	-13,22	-13,19	-13,17	-13,19
Max	-13,30	-13,24	-13,23	-13,21	-13,17	-13,15	-13,17
Stddev	0,00	0,02	0,00	0,00	0,01	0,01	0,01
Mean	-13,30	-13,26	-13,24	-13,21	-13,18	-13,16	-13,18
M+3S	-13,29	-13,21	-13,22	-13,19	-13,15	-13,13	-13,15
M-3S	-13,32	-13,31	-13,25	-13,22	-13,21	-13,18	-13,20



Test#51

34 5 4460860

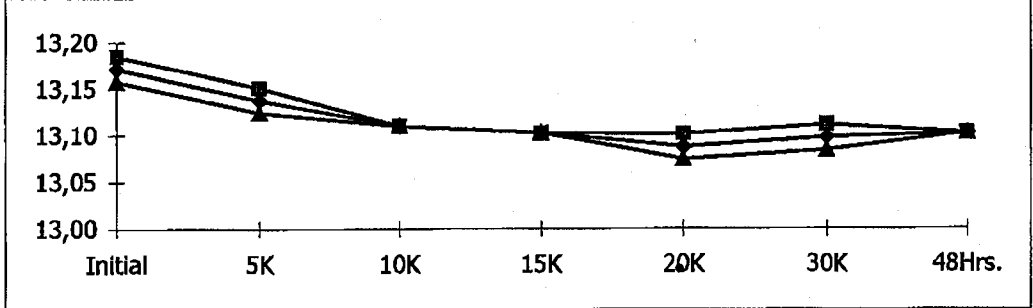
VO+ C RL=2K

V

Tested August 23, 1995

Device	Initial	5K	10K	15K	20K	30K	48Hrs
1	13,18	13,17	13,18	13,18	13,17	13,18	13,17
3	13,17	13,14	13,11	13,10	13,09	13,10	13,10
4	13,17	13,14	13,11	13,10	13,08	13,09	13,10
5	13,17	13,14	13,11	13,10	13,09	13,10	13,10
6	13,18	13,14	13,11	13,10	13,09	13,10	13,10
7	13,17	13,15	13,11	13,10	13,09	13,10	13,10

Min	13,17	13,14	13,11	13,10	13,08	13,09	13,10
Max	13,18	13,15	13,11	13,10	13,09	13,10	13,10
Stddev	0,00	0,00	0,00	0,00	0,00	0,00	0,00
Mean	13,17	13,14	13,11	13,10	13,09	13,10	13,10
M+3S	13,18	13,15	13,11	13,10	13,10	13,11	13,10
M-3S	13,16	13,12	13,11	13,10	13,07	13,08	13,10



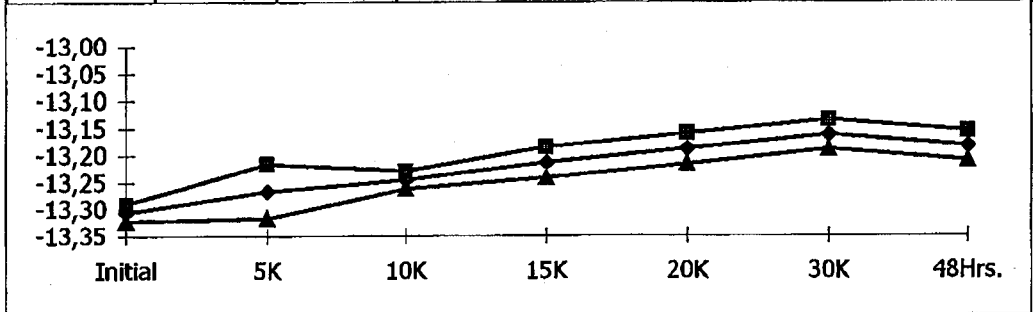
Test#52

VO- C RL=2K

V

Device	Initial	5K	10K	15K	20K	30K	48Hrs
1	-13,32	-13,31	-13,32	-13,32	-13,32	-13,33	-13,32
3	-13,30	-13,27	-13,24	-13,21	-13,18	-13,16	-13,18
4	-13,30	-13,24	-13,24	-13,21	-13,18	-13,16	-13,18
5	-13,30	-13,27	-13,24	-13,21	-13,18	-13,16	-13,18
6	-13,31	-13,28	-13,25	-13,22	-13,19	-13,17	-13,19
7	-13,31	-13,28	-13,25	-13,23	-13,20	-13,18	-13,20

Min	-13,31	-13,28	-13,25	-13,23	-13,20	-13,18	-13,20
Max	-13,30	-13,24	-13,24	-13,21	-13,18	-13,16	-13,18
Stddev	0,01	0,02	0,01	0,01	0,01	0,01	0,01
Mean	-13,31	-13,27	-13,25	-13,21	-13,19	-13,16	-13,18
M+3S	-13,29	-13,22	-13,23	-13,19	-13,16	-13,14	-13,16
M-3S	-13,32	-13,32	-13,26	-13,24	-13,22	-13,19	-13,21



Test#53

34 5 4460860

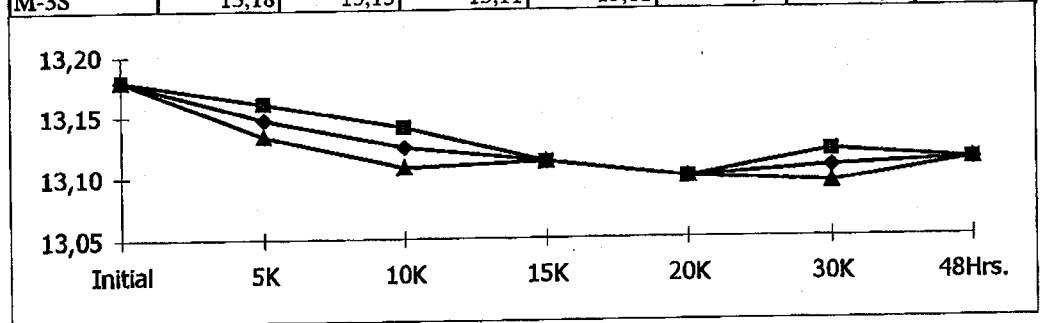
V_O + D RL=2K

V

Tested August 23, 1995

Device	Initial	5K	10K	15K	20K	30K	48Hrs.
1	13,18	13,18	13,18	13,18	13,17	13,18	13,17
3	13,18	13,16	13,13	13,11	13,10	13,11	13,11
4	13,18	13,15	13,12	13,11	13,10	13,10	13,11
5	13,18	13,15	13,12	13,11	13,10	13,11	13,11
6	13,18	13,15	13,13	13,11	13,10	13,11	13,11
7	13,18	13,15	13,12	13,11	13,10	13,11	13,11

Min	13,18	13,15	13,12	13,11	13,10	13,10	13,11
Max	13,18	13,16	13,13	13,11	13,10	13,11	13,11
Stddev	0,00	0,00	0,01	0,00	0,00	0,00	0,00
Mean	13,18	13,15	13,12	13,11	13,10	13,11	13,11
M+3S	13,18	13,16	13,14	13,11	13,10	13,12	13,11
M-3S	13,18	13,13	13,11	13,11	13,10	13,09	13,11



Test#54

VO- D RL=2K

V

Device	Initial	5K	10K	15K	20K	30K	48Hrs.
1	-13,32	-13,30	-13,32	-13,32	-13,32	-13,33	-13,32
3	-13,31	-13,28	-13,25	-13,22	-13,18	-13,16	-13,18
4	-13,30	-13,24	-13,24	-13,22	-13,18	-13,16	-13,17
5	-13,31	-13,28	-13,25	-13,22	-13,19	-13,16	-13,18
6	-13,31	-13,28	-13,25	-13,22	-13,19	-13,16	-13,18
7	-13,31	-13,28	-13,25	-13,23	-13,20	-13,17	-13,19

Min	-13,31	-13,28	-13,25	-13,23	-13,20	-13,17	-13,19
Max	-13,30	-13,24	-13,24	-13,22	-13,18	-13,16	-13,17
Stddev	0,00	0,02	0,00	0,00	0,01	0,00	0,01
Mean	-13,31	-13,27	-13,25	-13,22	-13,19	-13,16	-13,18
M+3S	-13,30	-13,22	-13,24	-13,21	-13,17	-13,15	-13,16
M-3S	-13,32	-13,33	-13,26	-13,23	-13,22	-13,17	-13,20

